



US00D537389S

(12) **United States Design Patent**
Beigel et al.

(10) **Patent No.:** **US D537,389 S**

(45) **Date of Patent:** **** Feb. 27, 2007**

(54) **BUMPER COVER OF A TRUCK VEHICLE**

(75) Inventors: **David J. Beigel**, Payne, OH (US);
Franz Mueller, Fort Wayne, IN (US)

(73) Assignee: **International Truck and Engine Corporation Canada**, Warrenville, IL (US)

(**) Term: **14 Years**

(21) Appl. No.: **29/240,319**

(22) Filed: **Oct. 11, 2005**

(51) **LOC (8) Cl.** **12-16**

(52) **U.S. Cl.** **D12/169**

(58) **Field of Classification Search** D12/90-92,
D12/86, 169, 196; 296/180.1, 180.2; 293/102,
293/113, 115, 117, 120

See application file for complete search history.

(56) **References Cited**

U.S. PATENT DOCUMENTS

- D442,898 S 5/2001 Beigel
- D445,073 S 7/2001 Tirey et al.
- D452,207 S * 12/2001 Ishii et al. D12/169
- D458,565 S 6/2002 Maher et al.
- D472,856 S * 4/2003 Oishi et al. D12/169
- D479,491 S * 9/2003 Kato et al. D12/91

- D483,706 S * 12/2003 Kato D12/169
- D492,227 S * 6/2004 Suzuki et al. D12/169
- D497,125 S * 10/2004 Pfeiffer et al. D12/169
- D499,362 S * 12/2004 Minami et al. D12/169
- D504,365 S * 4/2005 Pfeiffer D12/169
- D521,912 S * 5/2006 Beigel et al. D12/169
- D522,417 S * 6/2006 Akamine et al. D12/169
- D525,180 S * 7/2006 Konaka D12/169

* cited by examiner

Primary Examiner—Melody N. Brown

(74) *Attorney, Agent, or Firm*—Jeffrey P. Calfa; Gerald W. Askew; Dennis K. Sullivan

(57) **CLAIM**

The ornamental design for a bumper cover of a truck vehicle, as shown and described.

DESCRIPTION

FIG. 1 is a left, front perspective view of a bumper cover of a truck vehicle showing our new design;

FIG. 2 is a front view thereof, it may be understood that the broken lines are for illustrative purposes only and form no part of the claimed design;

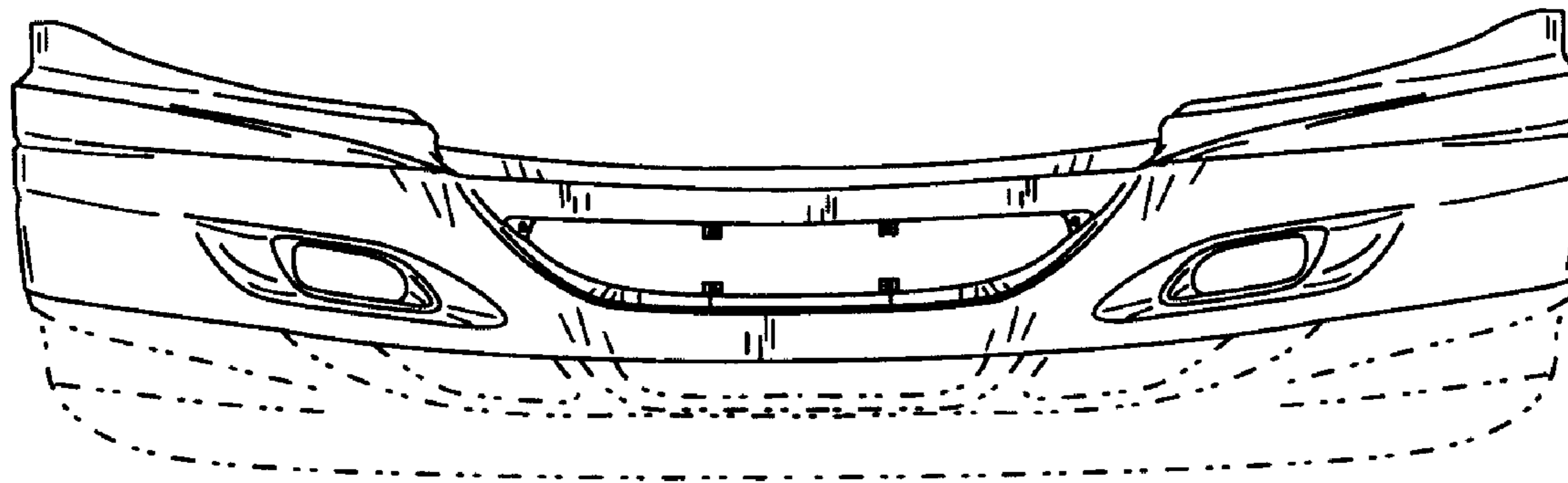
FIG. 3 is a top plan view thereof;

FIG. 4 is a left view thereof;

FIG. 5 is a right view thereof; and

FIG. 6 is a bottom view thereof.

1 Claim, 2 Drawing Sheets



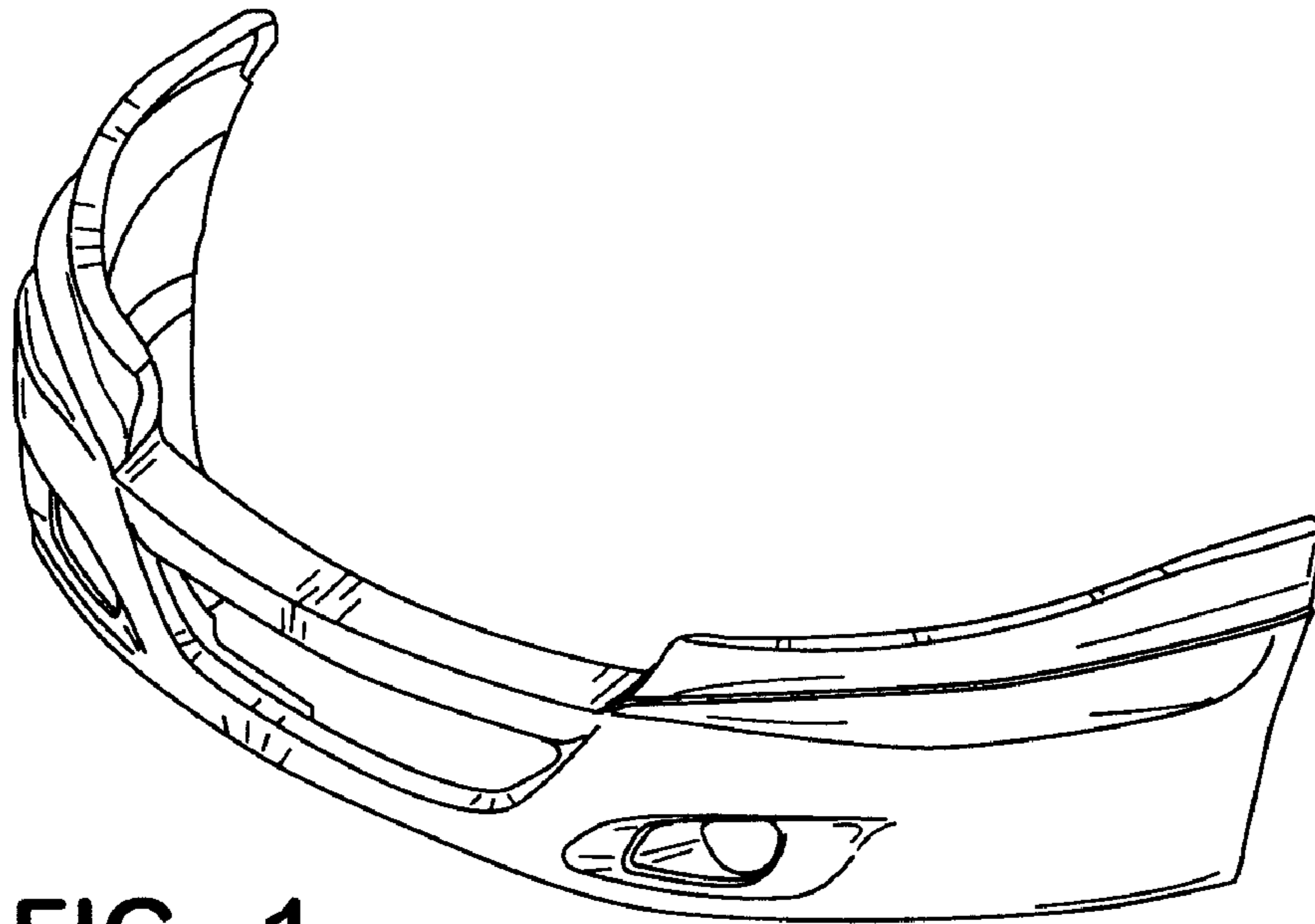


FIG. 1

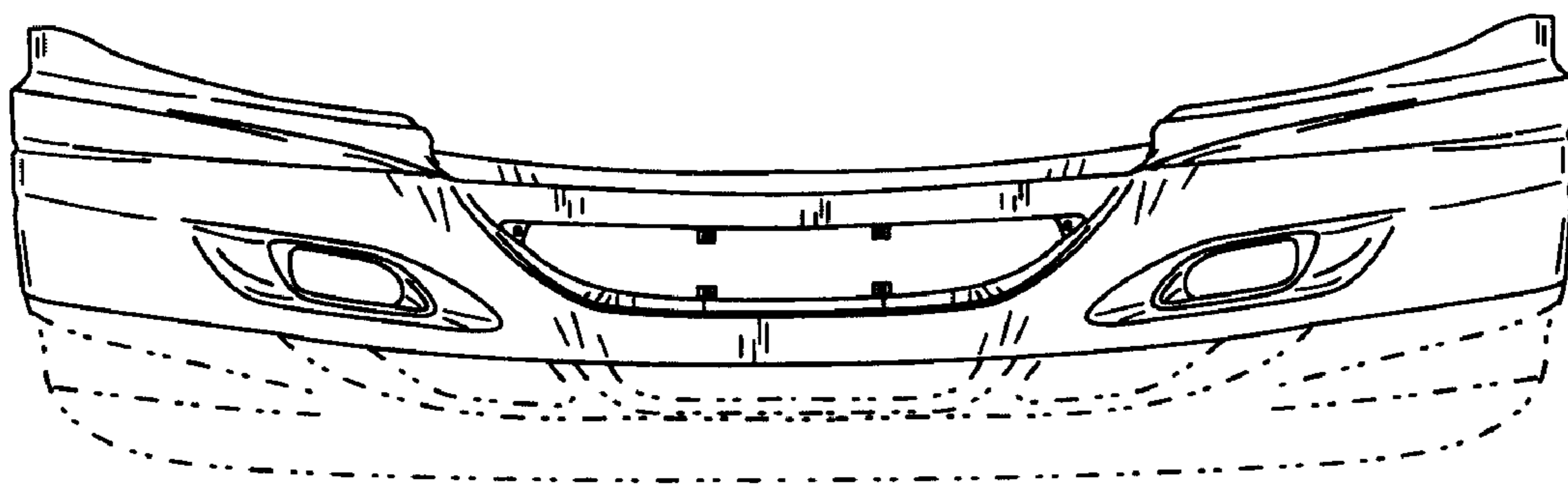


FIG. 2

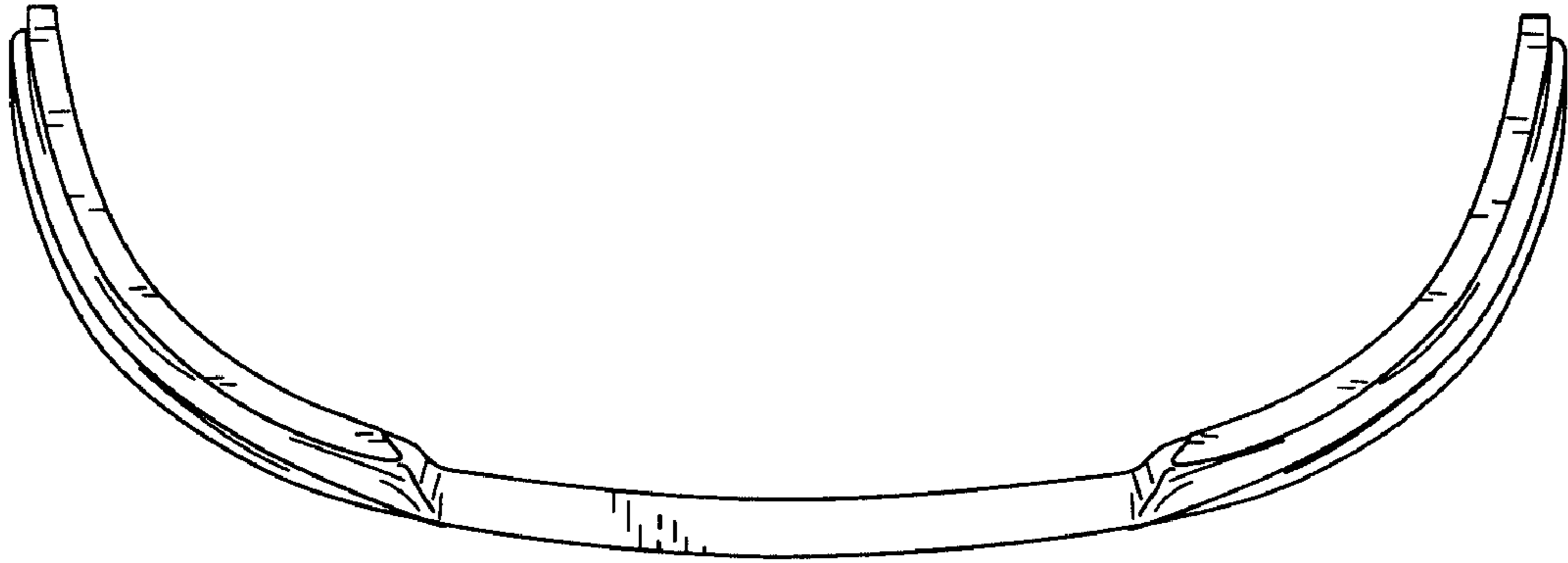


FIG. 3




FIG. 4

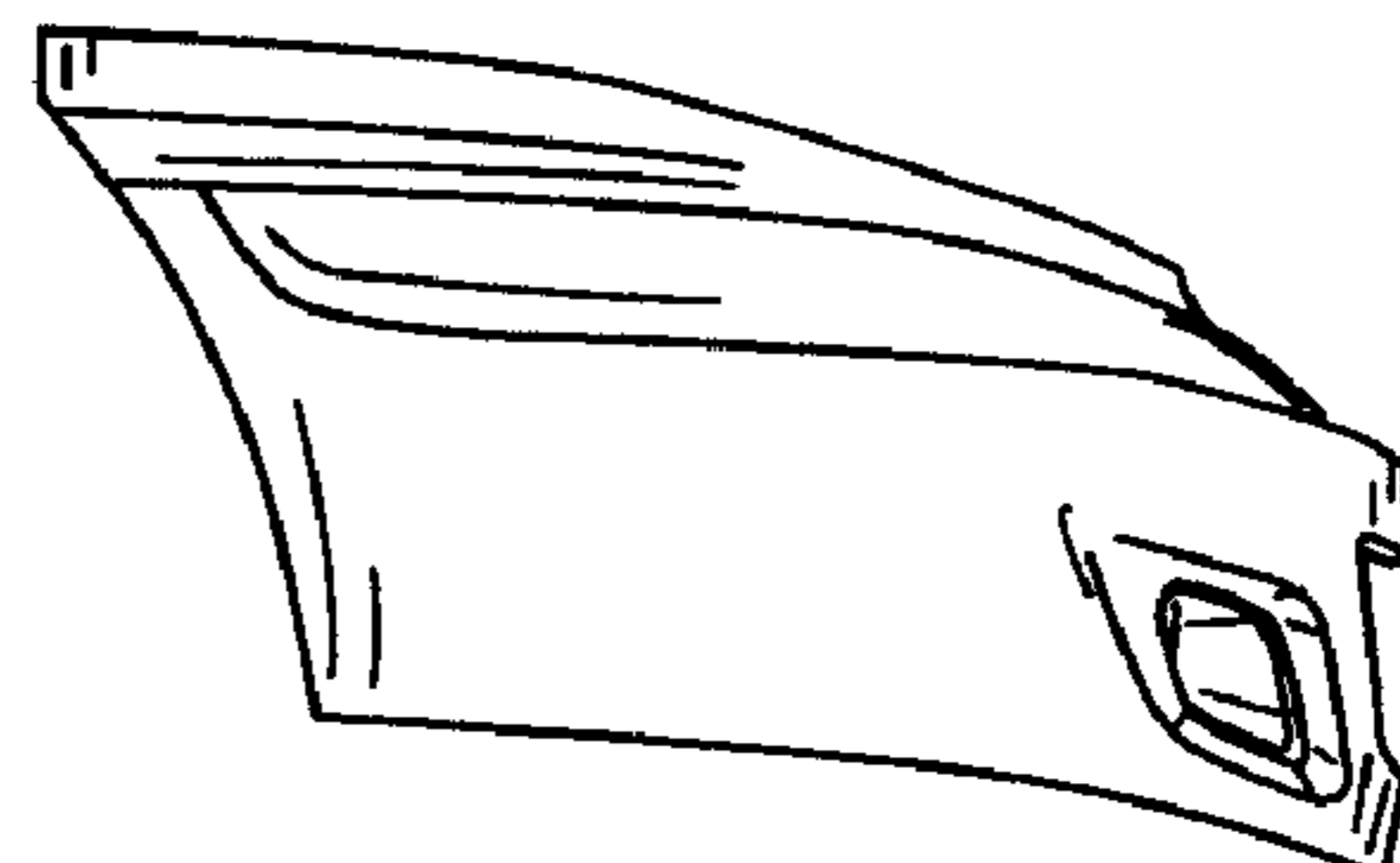


FIG. 5

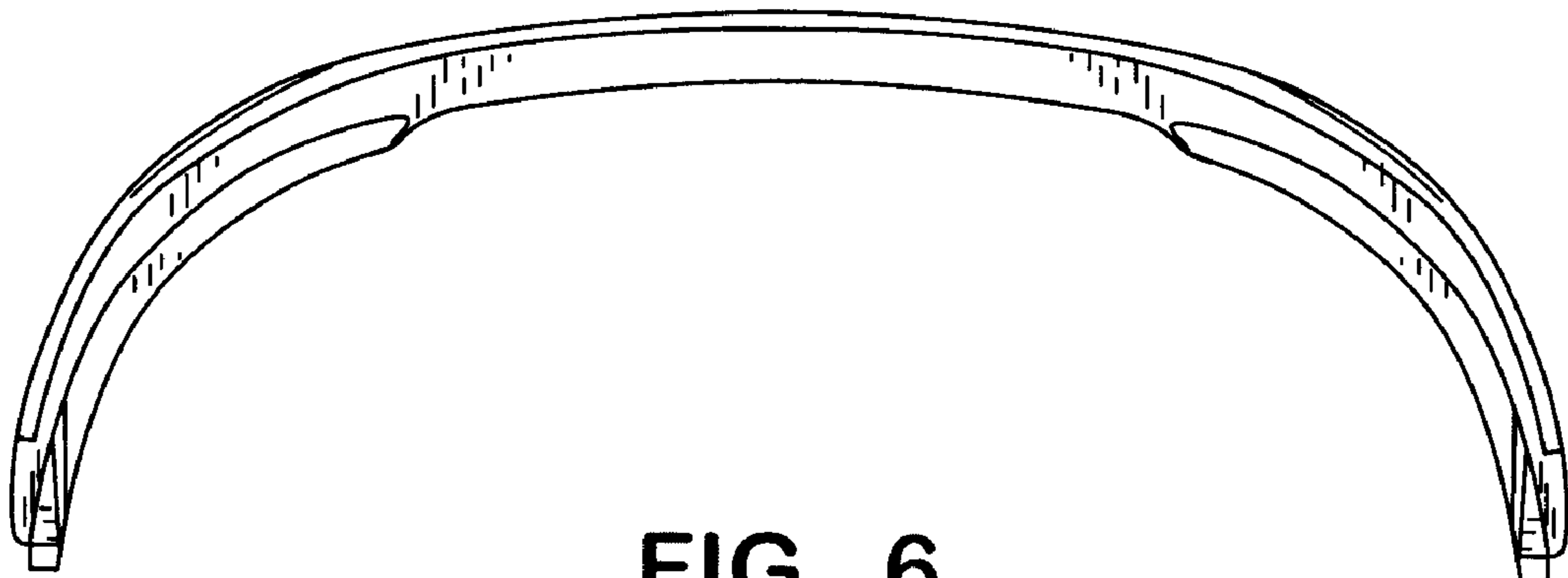


FIG. 6