



US00D537386S

(12) **United States Design Patent**
Mizuta et al.

(10) **Patent No.:** **US D537,386 S**
(45) **Date of Patent:** **** Feb. 27, 2007**

(54) **MOTOR SCOOTER**

FOREIGN PATENT DOCUMENTS

(75) Inventors: **Rika Mizuta**, Wako (JP); **Jun Tanaka**,
Wako (JP)

JP	D1063811 S	3/2000
JP	D1241999 S	6/2005
JP	2005-145202 A	6/2005

(73) Assignee: **Honda Motor Co., Ltd.**, Tokyo (JP)

* cited by examiner

(**) Term: **14 Years**

Primary Examiner—Alan P. Douglas
Assistant Examiner—Linda Brooks

(21) Appl. No.: **29/244,278**

(74) *Attorney, Agent, or Firm*—Birch, Stewart, Kolasch,
and Birch, LLP

(22) Filed: **Dec. 8, 2005**

(30) **Foreign Application Priority Data**

Aug. 19, 2005 (JP) 2005-023952

(51) **LOC (8) Cl.** **12-11**

(52) **U.S. Cl.** **D12/110**

(58) **Field of Classification Search** D12/110;
180/219, 220, 225, 229

See application file for complete search history.

(56) **References Cited**

U.S. PATENT DOCUMENTS

D503,908 S * 4/2005 Tomomatsu et al. D12/110


(57) **CLAIM**

What is claimed is; the ornamental design for, a motor scooter, as shown and described.

DESCRIPTION

FIG. 1 is a front elevation view of a motor scooter,
FIG. 2 is a rear elevation view thereof;
FIG. 3 is a top plan view thereof;
FIG. 4 is a right side elevation view thereof;
FIG. 5 is a left side elevation view thereof;
FIG. 6 is a perspective view thereof; and,
FIG. 7 is an another perspective view thereof.

1 Claim, 4 Drawing Sheets






FIG. 1

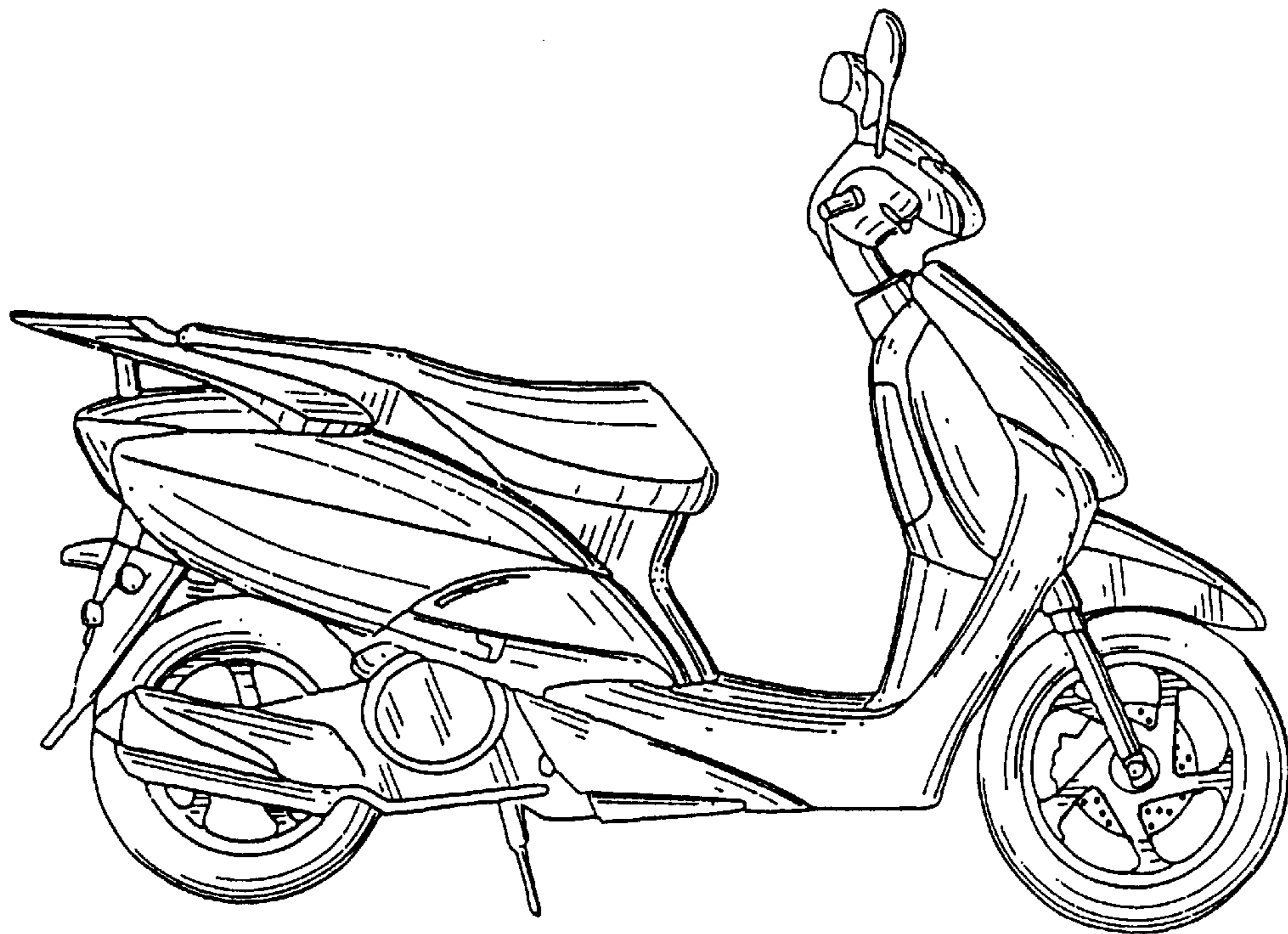


FIG. 2

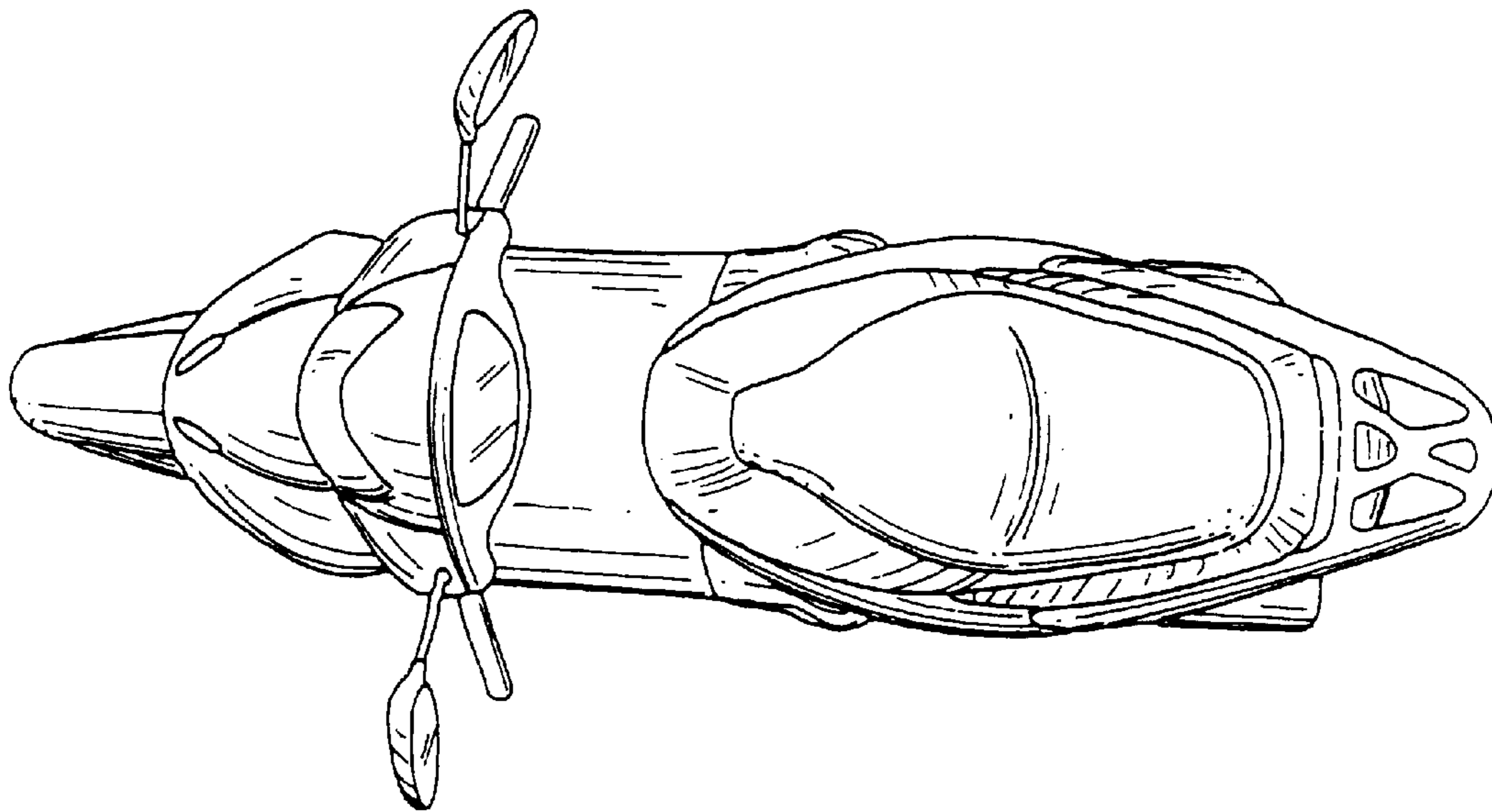


FIG. 3




FIG.4

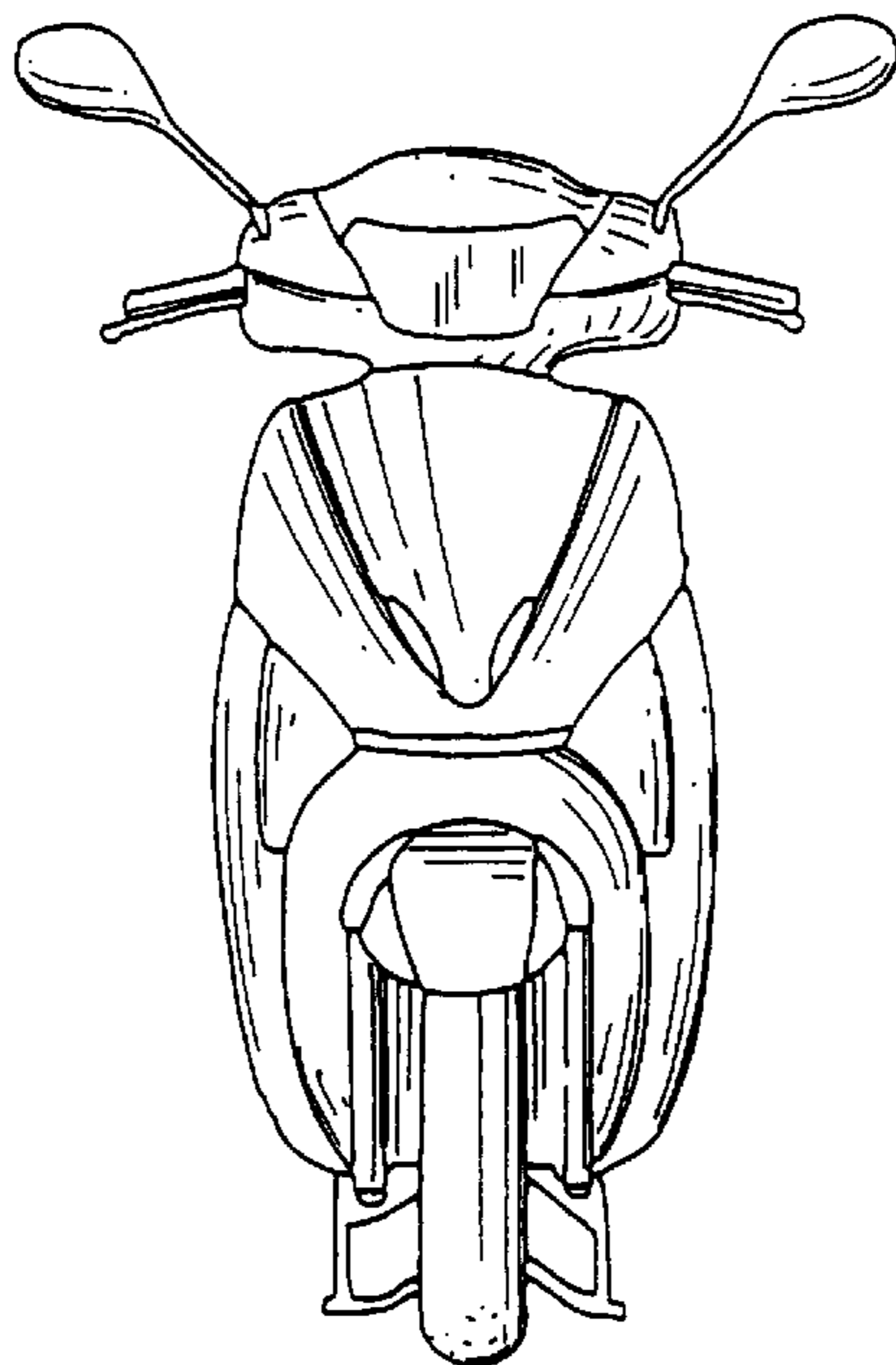


FIG.5




FIG. 6




FIG. 7