



US00D537384S

(12) **United States Design Patent**
Arai

(10) **Patent No.:** **US D537,384 S**

(45) **Date of Patent:** **** Feb. 27, 2007**

(54) **AUTOMOBILE**

(75) Inventor: **Takehito Arai**, Hamamatsu (JP)

(73) Assignee: **Suzuki Motor Corporation**,
Shizuoka-Ken (JP)

(**) Term: **14 Years**

(21) Appl. No.: **29/245,306**

(22) Filed: **Dec. 22, 2005**

(30) **Foreign Application Priority Data**

Sep. 7, 2005 (JP) 2005-025783

(51) **LOC (8) Cl.** **12-08**

(52) **U.S. Cl.** **D12/91**

(58) **Field of Classification Search** D12/90-92,
D12/86, 88; D21/424, 433; 296/181.1, 181.5
See application file for complete search history.

(56) **References Cited**

U.S. PATENT DOCUMENTS

D479,491 S * 9/2003 Kato et al. D12/91

D512,000 S * 11/2005 Suzuki et al. D12/91
D522,916 S * 6/2006 Mauer D12/91
D525,562 S * 7/2006 Yagi et al. D12/91
D525,910 S * 8/2006 Sugiura et al. D12/91

* cited by examiner

Primary Examiner—Melody N. Brown

(74) *Attorney, Agent, or Firm*—Jacobson Holman PLLC

(57) **CLAIM**

The ornamental design for an automobile, as shown and described.

DESCRIPTION

FIG. 1 is a front view showing my new design for an automobile,

FIG. 2 is a rear view thereof,

FIG. 3 is a top plan view thereof,

FIG. 4 is a bottom view thereof,

FIG. 5 is a right side view thereof,

FIG. 6 is a left side view thereof,

FIG. 7 is a front perspective view thereof; and,

FIG. 8 is a rear perspective view thereof.

1 Claim, 4 Drawing Sheets




FIG. 1




FIG. 2

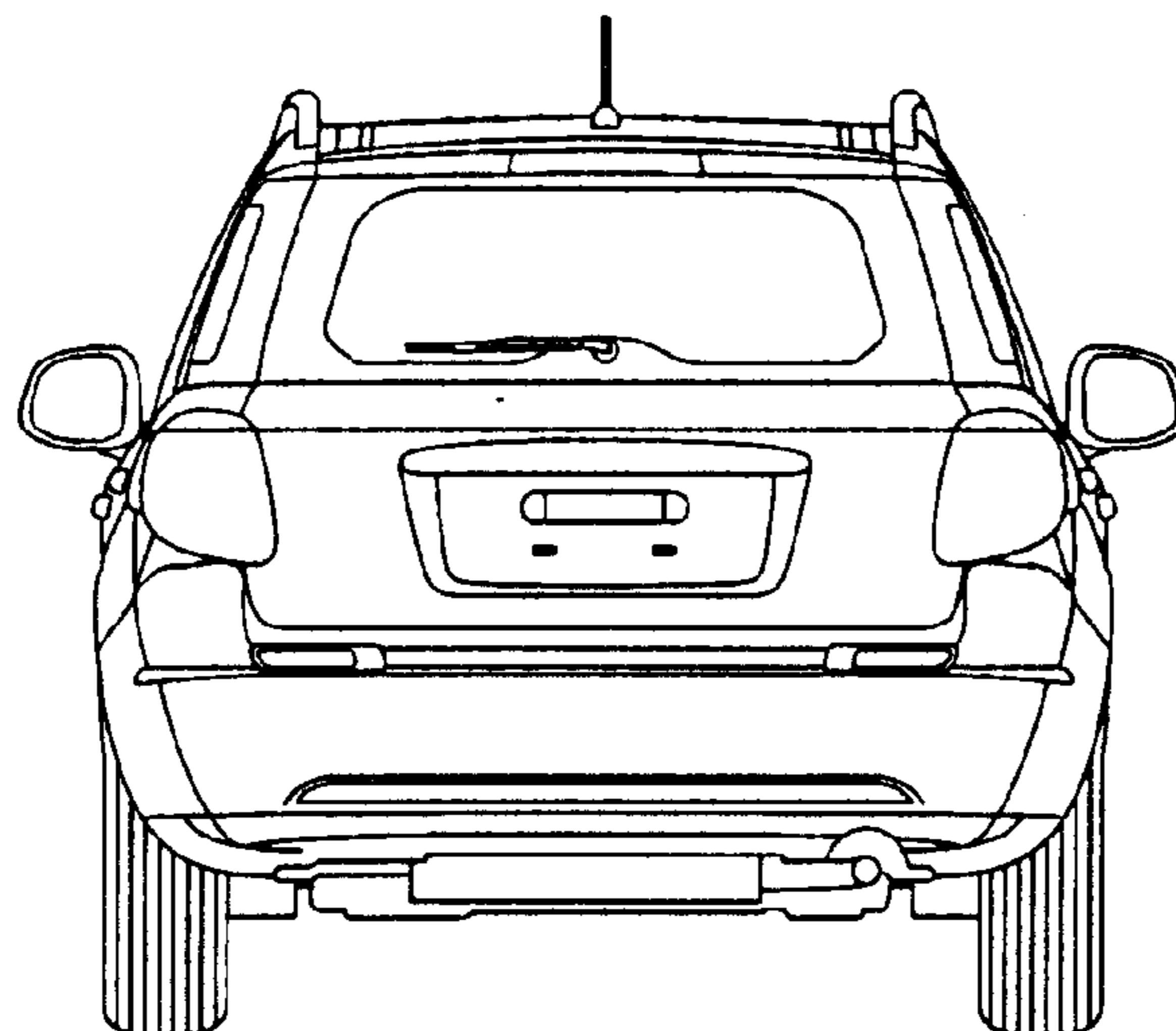


FIG. 3

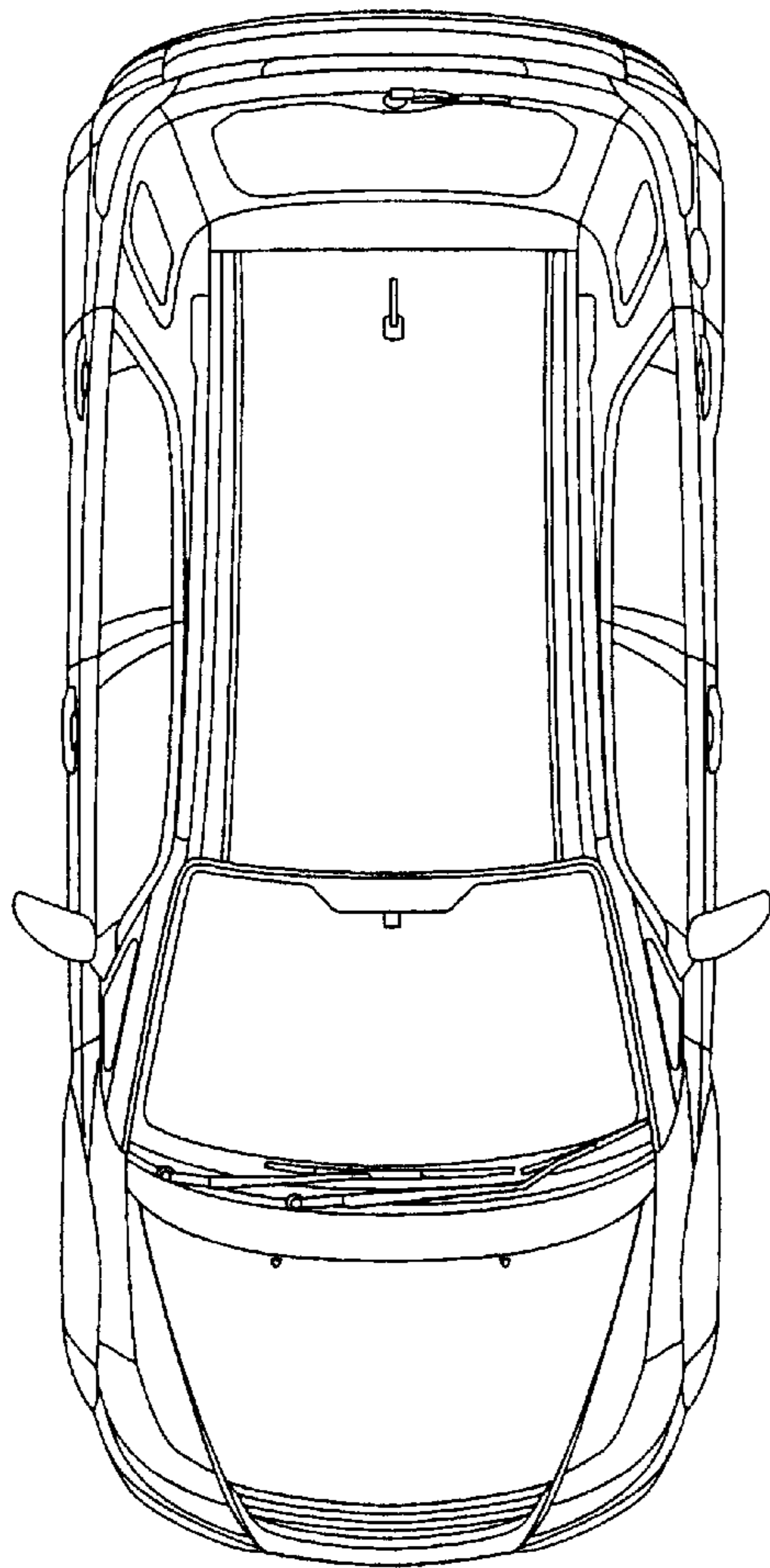


FIG. 4

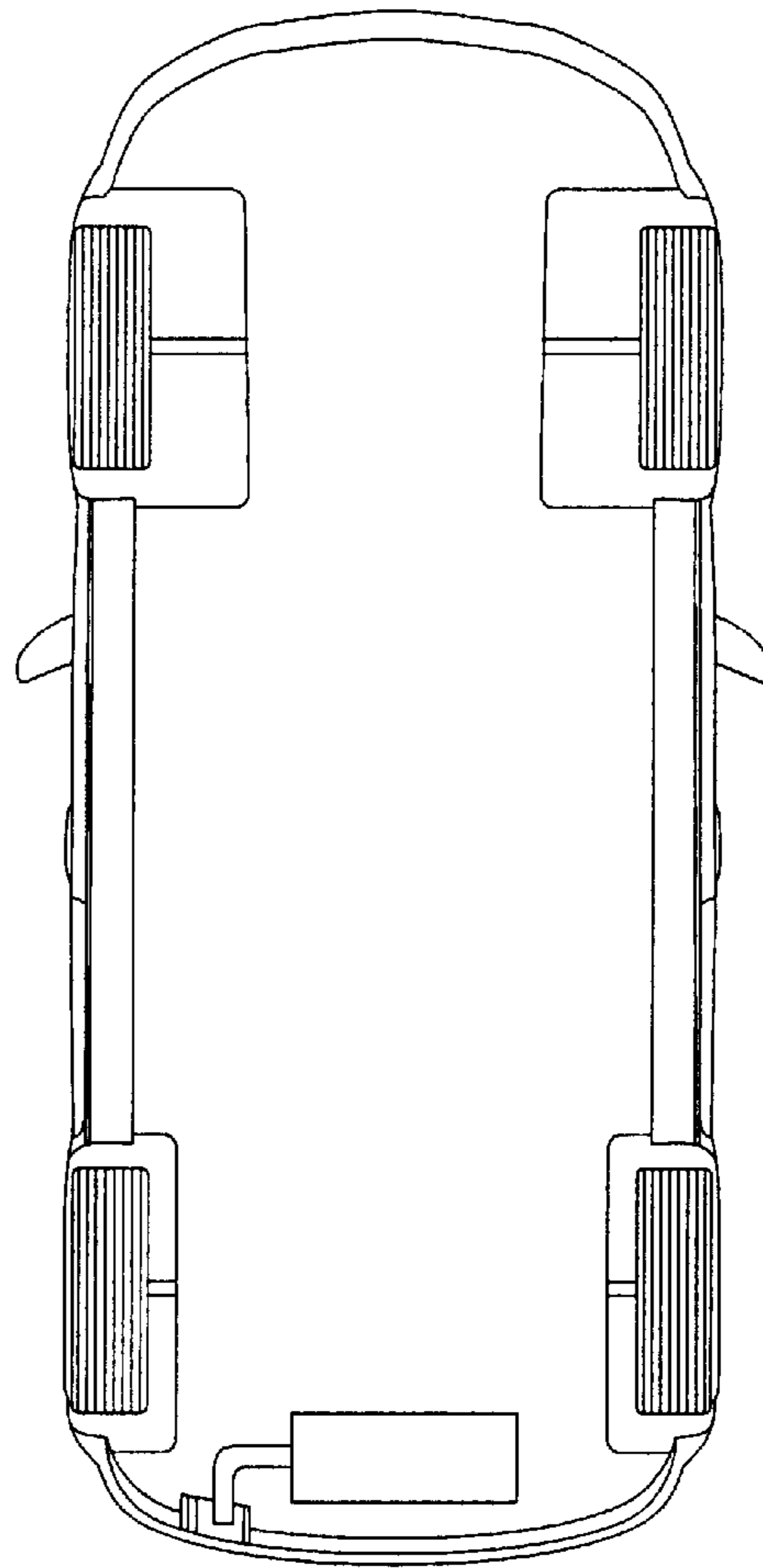


FIG. 5




FIG. 6




FIG. 7




FIG. 8

