



US00D537370S

(12) **United States Design Patent**
Vetter et al.

(10) **Patent No.:** **US D537,370 S**

(45) **Date of Patent:** **** Feb. 27, 2007**

(54) **WRISTWATCH**

(75) Inventors: **Dan Vetter**, El Dorado Hills, CA (US);
Rick Dodd, Manteca, CA (US); **Tony**
Chong Weng Toh, El Dorado Hills, CA
(US)

(73) Assignee: **Team Time, Inc.**, El Dorado Hills, CA
(US)

(**) Term: **14 Years**

(21) Appl. No.: **29/245,375**

(22) Filed: **Dec. 22, 2005**

(51) **LOC (8) Cl.** **10-02**

(52) **U.S. Cl.** **D10/32; D10/33**

(58) **Field of Classification Search** D10/30-39,
D10/123-126; 368/276, 281, 282, 283, 285,
368/21, 223, 228, 232

See application file for complete search history.

(56) **References Cited**

U.S. PATENT DOCUMENTS

D80,064 S * 12/1929 Werkstell D10/33

D119,558 S * 3/1940 Rieger D10/33

D274,133 S * 6/1984 Dillon D10/6

D295,147 S * 4/1988 Cave D10/33

D325,349 S * 4/1992 Perri D10/6

D359,917 S * 7/1995 Haenni D10/33

D377,613 S * 1/1997 Consolo D10/32

D388,336 S * 12/1997 Bulgari D10/32

D470,069 S * 2/2003 Weiss D10/126

* cited by examiner

Primary Examiner—Lucy Lieberman

(74) *Attorney, Agent, or Firm*—Westberg Law Offices

(57) **CLAIM**

The ornamental design for a wristwatch, as shown and described.

DESCRIPTION

FIG. 1 is a front perspective view of a wristwatch showing our new design;

FIG. 2 is a front elevation view thereof;

FIG. 3 is a rear elevation view thereof;

FIG. 4 is a left side elevation view thereof;

FIG. 5 is a right side elevation view thereof;

FIG. 6 is a top view thereof; and,

FIG. 7 is a bottom view thereof.

The broken lines showing the hands are for illustrative purposes only and form no part of the claimed design.

1 Claim, 3 Drawing Sheets

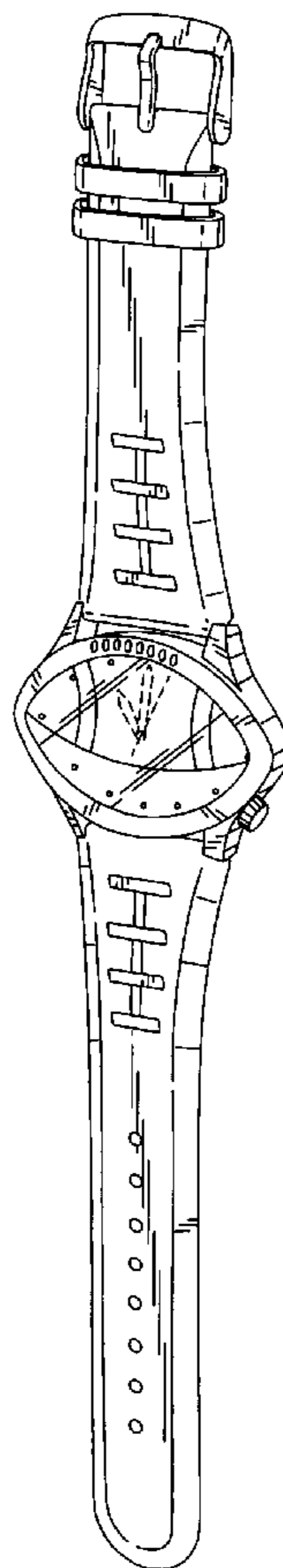


FIG. 1

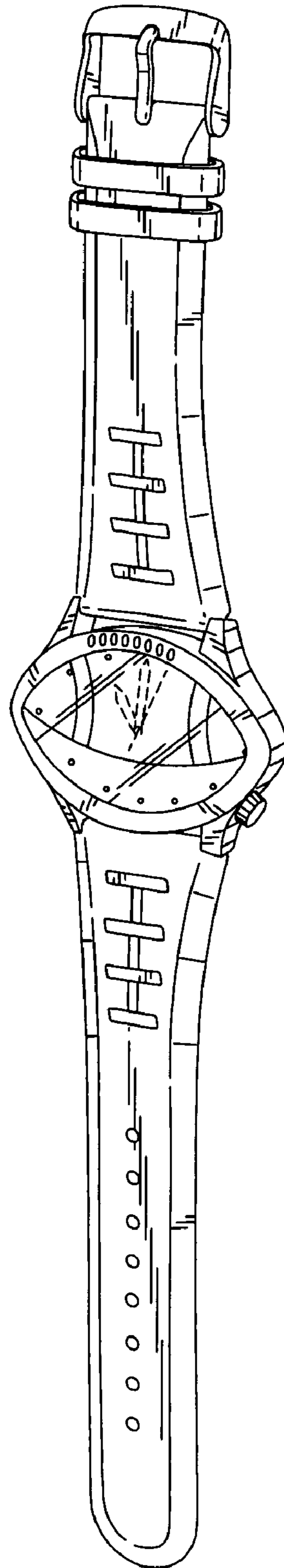


FIG. 2

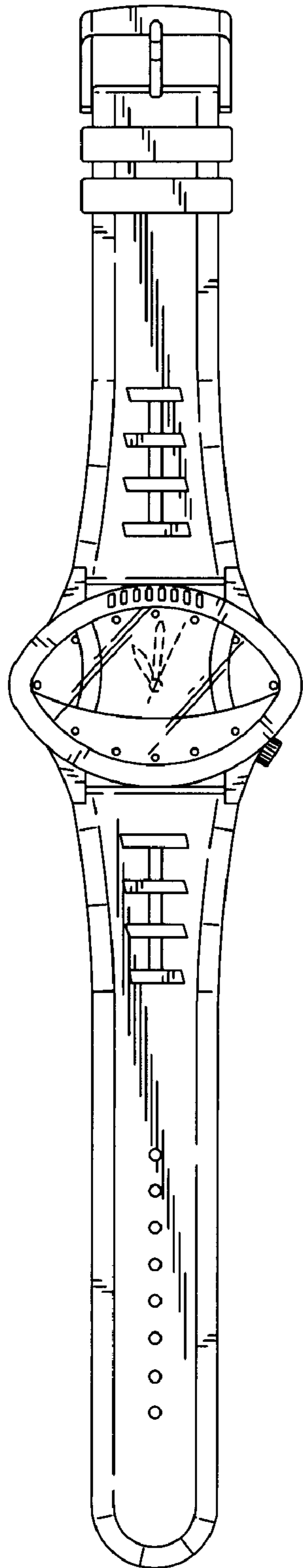


FIG. 3

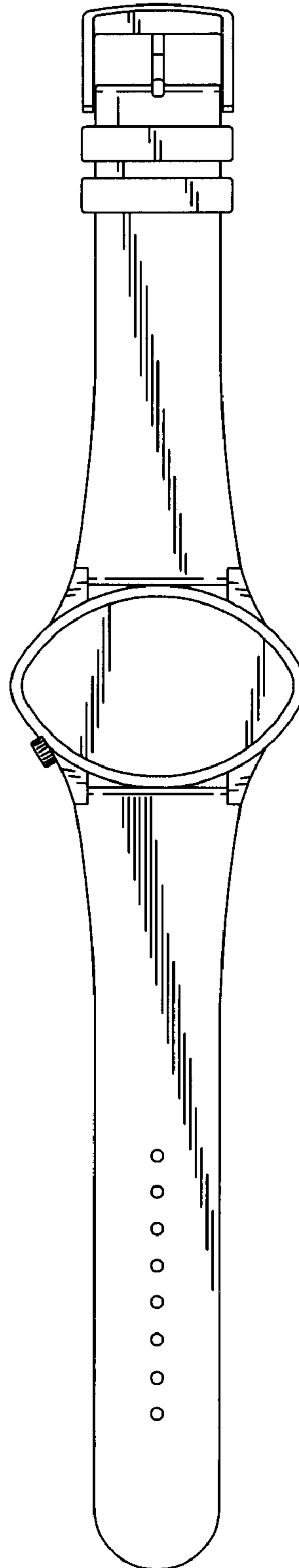


FIG. 4



FIG. 5



FIG. 6

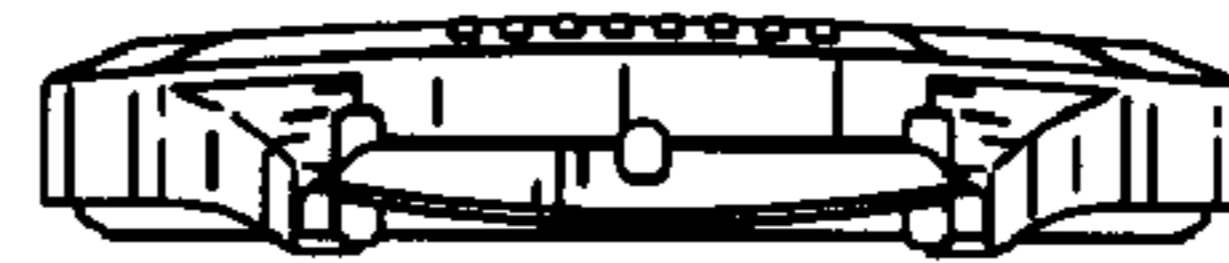


FIG. 7

