



US00D537369S

(12) **United States Design Patent**
Bao

(10) **Patent No.:** **US D537,369 S**

(45) **Date of Patent:** **** Feb. 27, 2007**

(54) **HOOK WITH WATCH**

(76) **Inventor:** **Yongping Bao**, Unit 1-16-K, Guodu
Development Building No. 182 Zhaohul
Road, Hangzhou (CN), 310014

(**) **Term:** **14 Years**

(21) **Appl. No.:** **29/245,818**

(22) **Filed:** **Dec. 30, 2005**

(30) **Foreign Application Priority Data**

Jul. 1, 2005 (CN) 200530112680

(51) **LOC (8) Cl.** **10-02**

(52) **U.S. Cl.** **D10/31; D10/2; D10/37**

(58) **Field of Classification Search** D10/30-39,
D10/2, 15; 368/276-278, 285, 223, 228,
368/10

See application file for complete search history.

(56) **References Cited**

U.S. PATENT DOCUMENTS

5,540,367 A * 7/1996 Kauker 224/269
D432,027 S * 10/2000 Fox et al. D10/31
D467,819 S * 12/2002 Tang D10/30
6,527,434 B1 * 3/2003 Fox et al. 368/276

D478,011 S * 8/2003 Cooper D10/31
D503,628 S * 4/2005 Chen D10/15
D504,306 S * 4/2005 Chisolm D8/356
D505,337 S * 5/2005 Cooper D10/2
D505,867 S * 6/2005 Cooper D10/2
D515,948 S * 2/2006 Hsu D10/40
D521,587 S * 5/2006 Smith D10/31

* cited by examiner

Primary Examiner—Lucy Lieberman

(74) *Attorney, Agent, or Firm*—Jacobson Holman PLLC

(57) **CLAIM**

I claim the ornamental design for a hook with watch, as shown and described.

DESCRIPTION

FIG. 1 is a front perspective view of a hook with watch showing my ornamental design;
FIG. 2 is a front elevational view thereof;
FIG. 3 is a rear elevational view thereof;
FIG. 4 is a top plan view thereof;
FIG. 5 is a bottom plan view thereof;
FIG. 6 is a right side elevational view thereof; and,
FIG. 7 is a left side elevational view thereof.

1 Claim, 3 Drawing Sheets

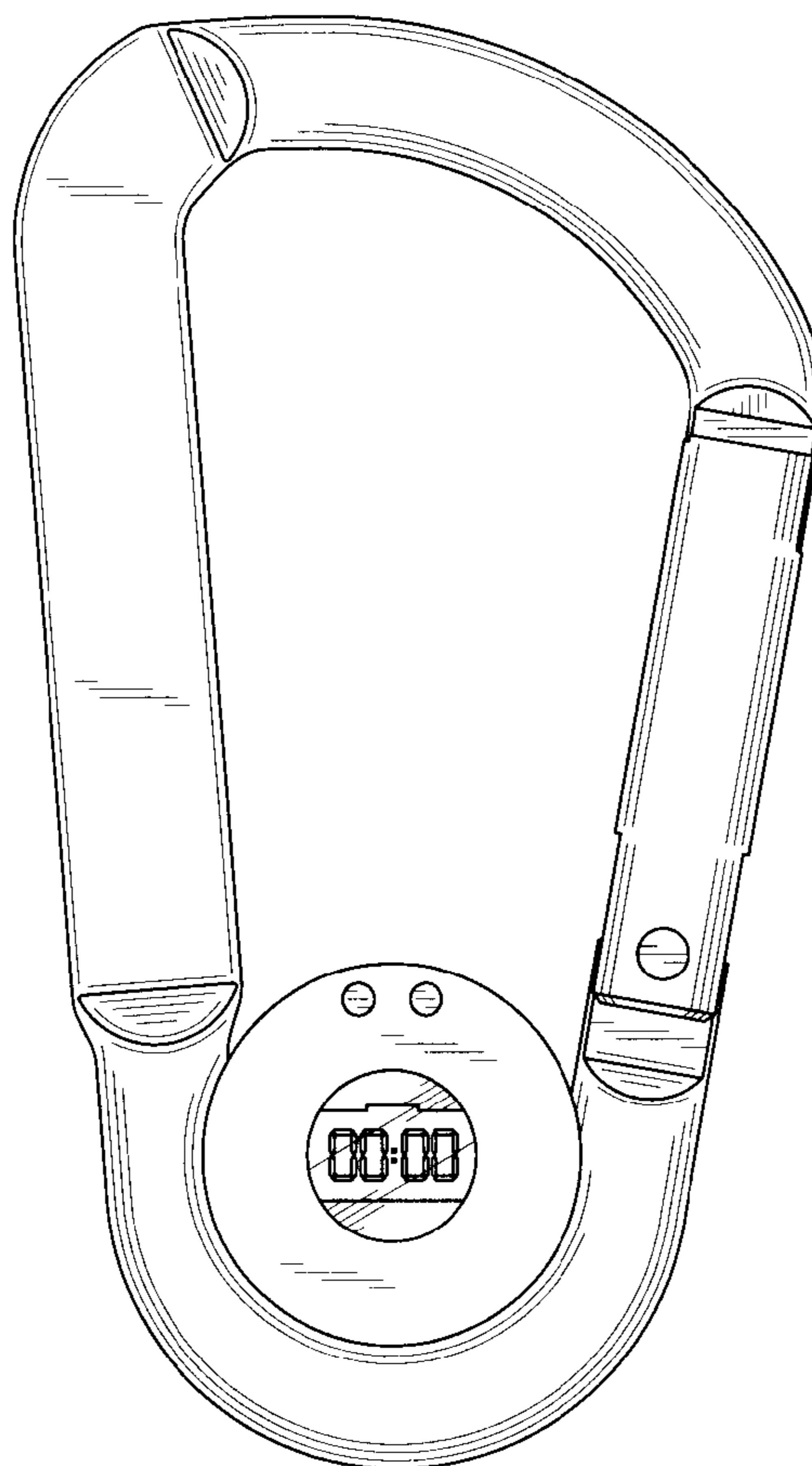


FIG. 1

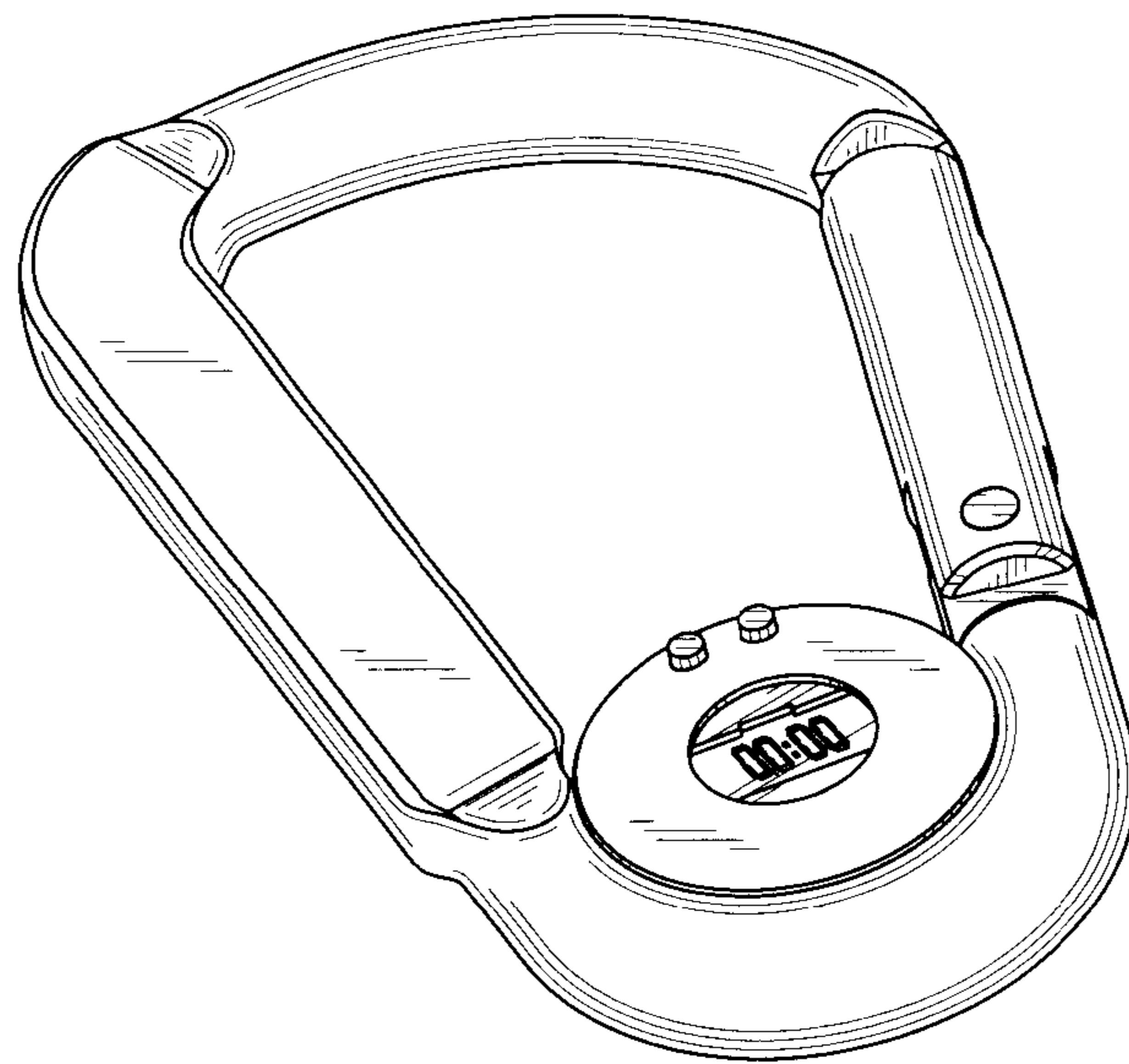


FIG. 2

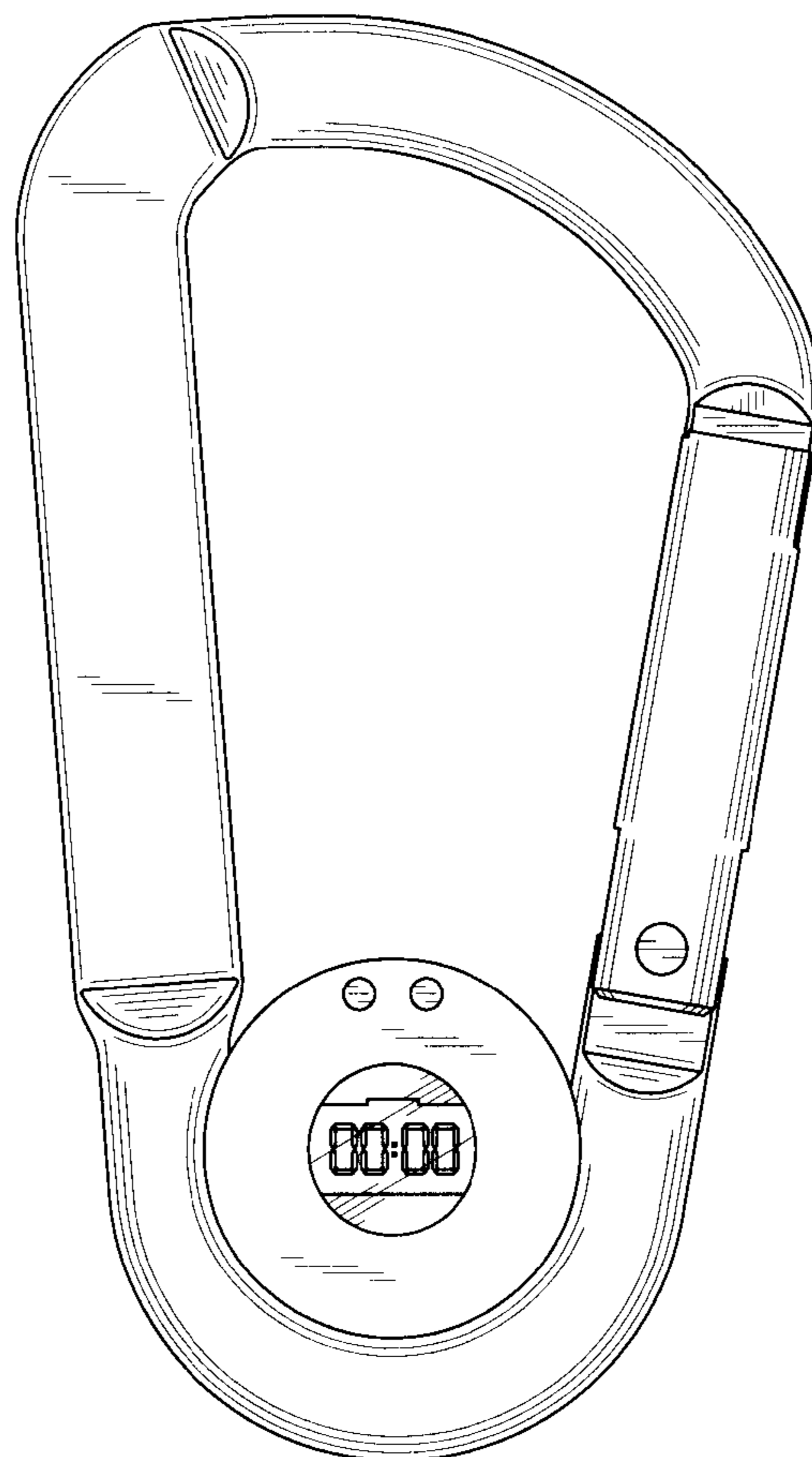


FIG. 3

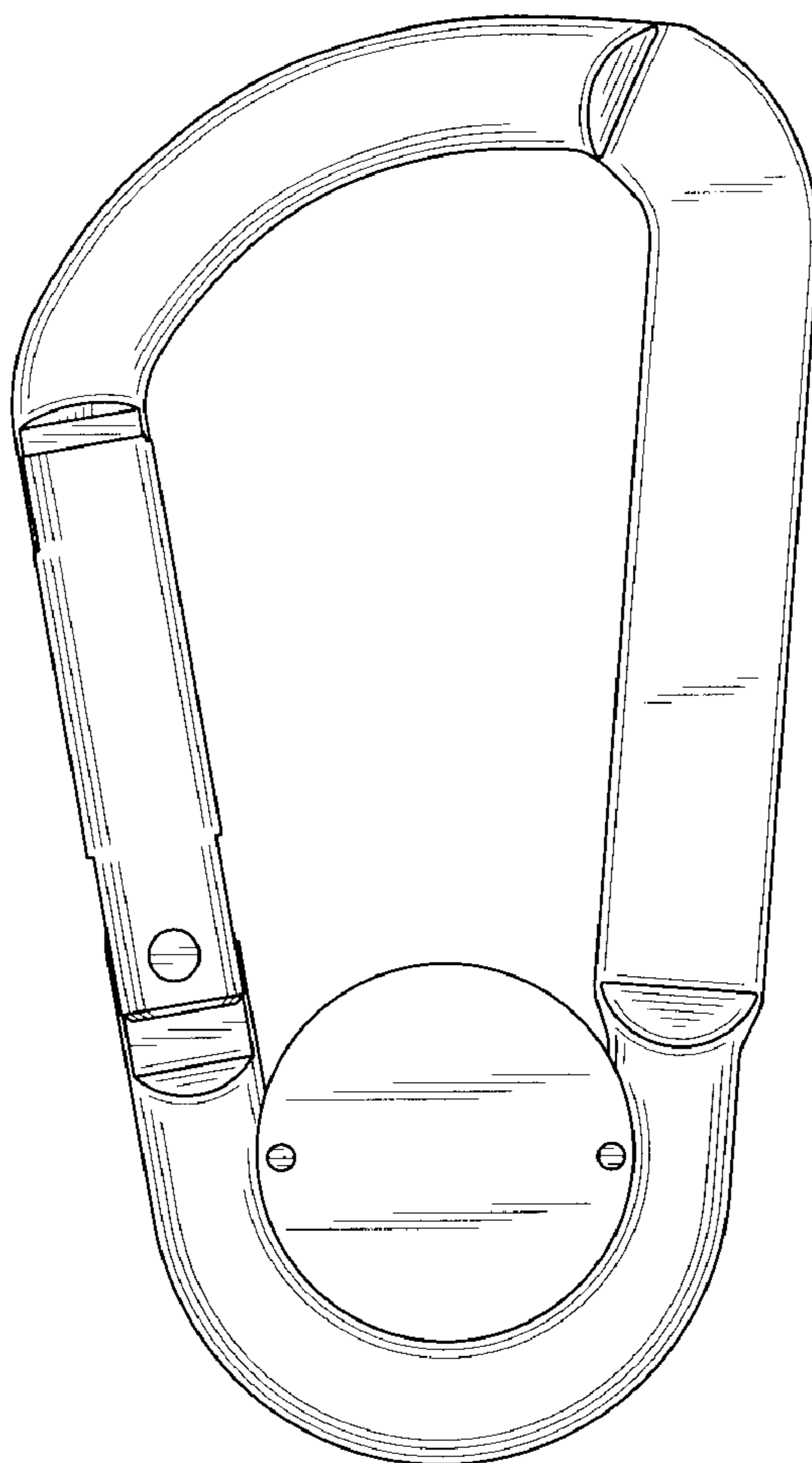


FIG. 4




FIG. 5




FIG. 6

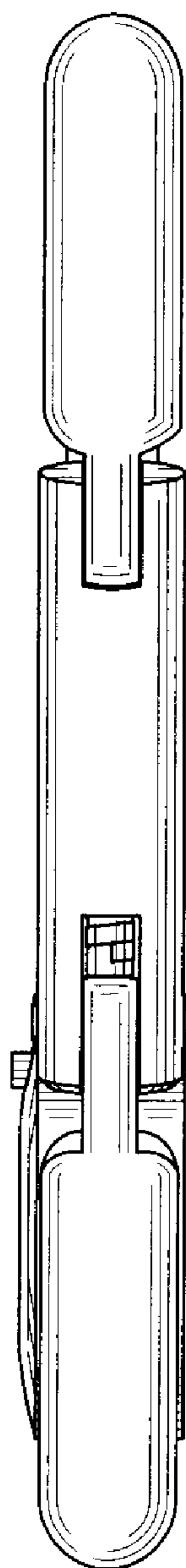


FIG. 7

