



US00D537359S

(12) **United States Design Patent**
Butler et al.

(10) **Patent No.:** **US D537,359 S**

(45) **Date of Patent:** **** Feb. 27, 2007**

(54) **COMBINED SPRAY CAP AND AEROSOL CONTAINER**

D489,616 S * 5/2004 Bakic D9/448
D489,970 S * 5/2004 Nelson et al. D9/688
D507,493 S * 7/2005 Nelson et al. D9/686

(75) Inventors: **Martin Butler**, Hull (GB); **Bruno Lablaine**, Chartres (FR); **Andrea Szeki**, Hull (GB)

* cited by examiner

Primary Examiner—Robert M. Spear
Assistant Examiner—Susan Bennett Hattan

(73) Assignee: **Reckitt Benckiser (UK) Limited**, Slough (GB)

(74) *Attorney, Agent, or Firm*—Norris McLaughlin & Marcus, PA

(**) Term: **14 Years**

(57) **CLAIM**

(21) Appl. No.: **29/256,359**

The ornamental design for a combined spray cap and aerosol container, as shown and described.

(22) Filed: **Mar. 20, 2006**

DESCRIPTION

(30) **Foreign Application Priority Data**

Sep. 23, 2005 (EM) 000405980

(51) **LOC (8) Cl.** **09-01**

(52) **U.S. Cl.** **D9/685**

(58) **Field of Classification Search** D9/686,
D9/682, 529, 453, 449, 448, 447, 445, 444,
D9/440, 435, 685; 222/182, 153.1; 220/915
See application file for complete search history.

FIG. 1 is a perspective view of the top and front of our combined spray cap and aerosol container.

FIG. 2 is a elevational view of the front of our combined spray cap and aerosol container.

FIG. 3 is a elevational view of a side of our combined spray cap and aerosol container; the other side of our combined spray cap and aerosol container which is not depicted in the figures is symmetrical with this side view.

FIG. 4 is a elevational view of the back of our combined spray cap and aerosol container.

FIG. 5 is a plan view of the top of our combined spray cap and aerosol container; and,

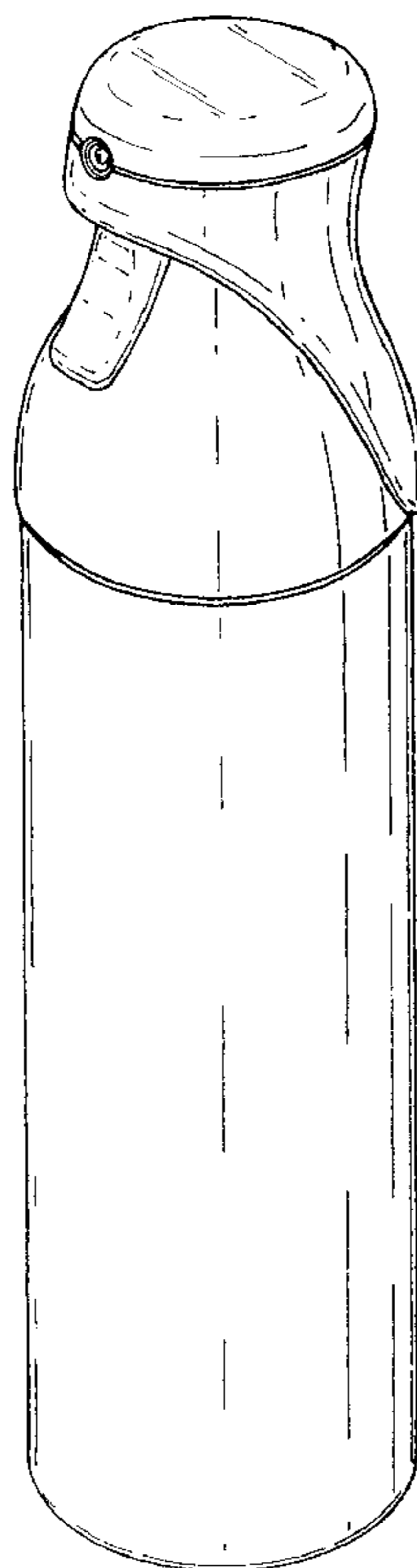
FIG. 6 is a plan view of the bottom of our combined spray cap and aerosol container.

(56) **References Cited**

U.S. PATENT DOCUMENTS

D333,616 S * 3/1993 Perkins et al. D9/448
D430,793 S * 9/2000 Baron D9/688
D476,558 S * 7/2003 Cho et al. D9/685
D481,305 S * 10/2003 Walters et al. D9/685

1 Claim, 3 Drawing Sheets






Fig. 1.




Fig.2.

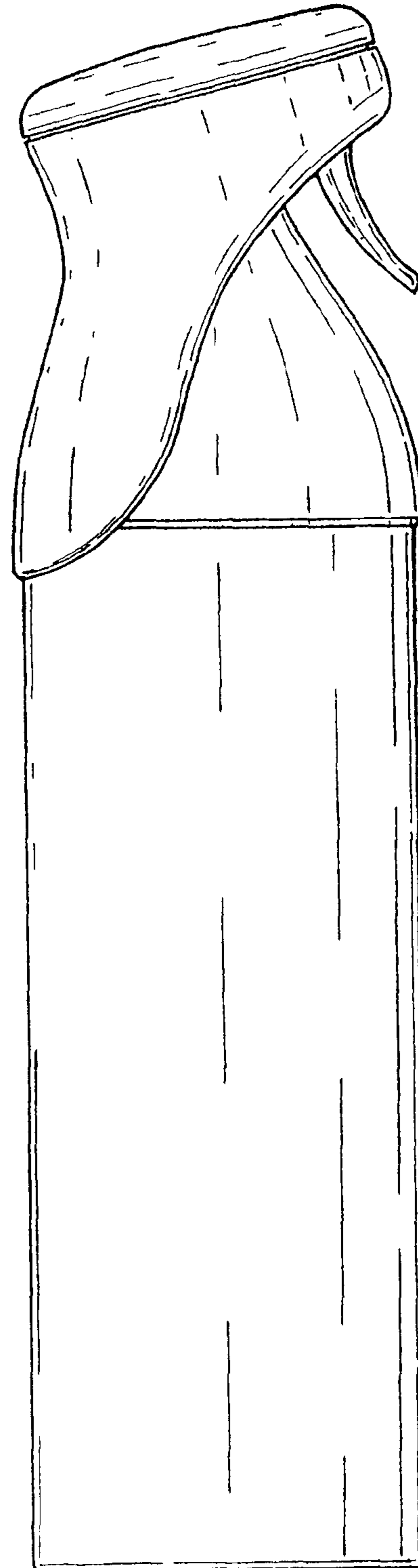


Fig.3.




Fig.4.

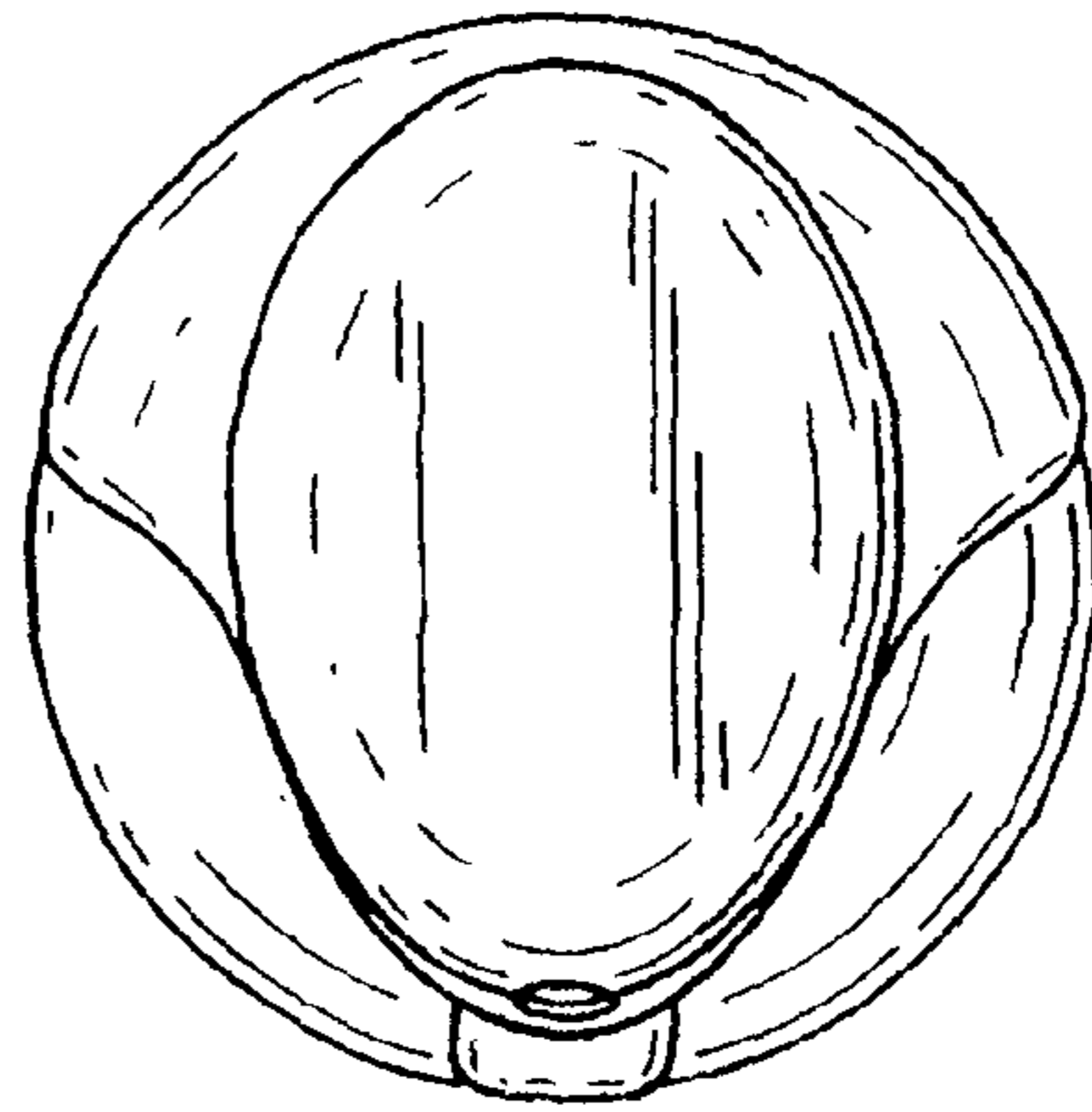


Fig.5.

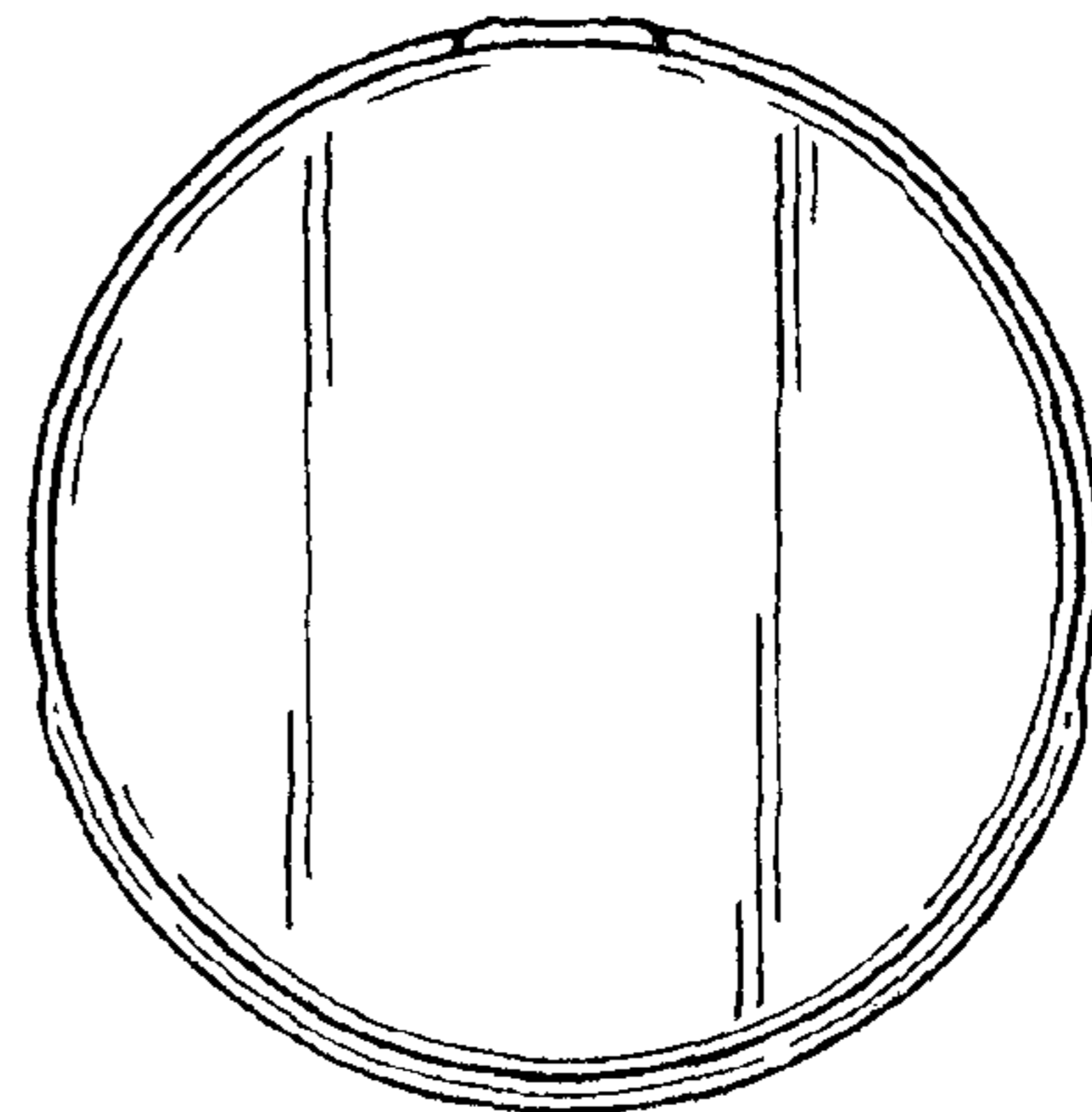


Fig.6.