



US00D537358S

(12) **United States Design Patent**
Donegan et al.

(10) **Patent No.:** **US D537,358 S**

(45) **Date of Patent:** **** Feb. 27, 2007**

(54) **LIQUID RESERVOIR**

(75) Inventors: **Robert W. Donegan**, Highlands Ranch, CO (US); **Bryan Krueger**, Denver, CO (US)

(73) Assignee: **Woodstream Corporation**, Lititz, PA (US)

(**) Term: **14 Years**

(21) Appl. No.: **29/238,346**

(22) Filed: **Sep. 15, 2005**

(51) **LOC (8) Cl.** **09-01**

(52) **U.S. Cl.** **D9/661; D30/132; D30/125**

(58) **Field of Classification Search** D7/514,
D7/518, 521, 619.2, 628; D9/600, 655-664;
D30/121, 124, 125, 132; 119/72-72.5; 206/457,
206/459.1, 822-823; 220/890

See application file for complete search history.

(56) **References Cited**

U.S. PATENT DOCUMENTS

| | | | | | |
|------------|---|---------|----------|-------|--------|
| D48,432 S | * | 1/1916 | Bagnulo | | D9/622 |
| D70,790 S | * | 8/1926 | Grunberg | | D9/662 |
| D194,683 S | * | 2/1963 | Clegg | | D9/662 |
| D237,619 S | * | 11/1975 | Levey | | D9/661 |

| | | | | | |
|------------|---|--------|----------|-------|---------|
| D259,094 S | * | 5/1981 | Weckman | | D9/622 |
| D379,651 S | * | 6/1997 | Rondeau | | D23/367 |
| D408,947 S | * | 4/1999 | Mandell | | D30/121 |
| D427,074 S | * | 6/2000 | Harkness | | D9/661 |
| D474,107 S | * | 5/2003 | Osborne | | D9/661 |

* cited by examiner

Primary Examiner—Sandra L. Morris

(74) *Attorney, Agent, or Firm*—Jacobson Holman PLLC

(57) **CLAIM**

The ornamental design for a liquid reservoir, as shown and described above.

DESCRIPTION

FIG. 1 is a perspective view of the liquid reservoir showing our new design;

FIG. 2 is a front view in elevation thereof;

FIG. 3 is a right side view in elevation thereof;

FIG. 4 is a back view in elevation thereof;


FIG. 5 is a left side view in elevation thereof;

FIG. 6 is a top plan view thereof; and,

FIG. 7 is a bottom plan view thereof.

The broken lines shown in FIGS. 1 through 5 are for illustrative purposes only and form no part of the claimed design.

1 Claim, 4 Drawing Sheets






Fig. 1




Fig. 2

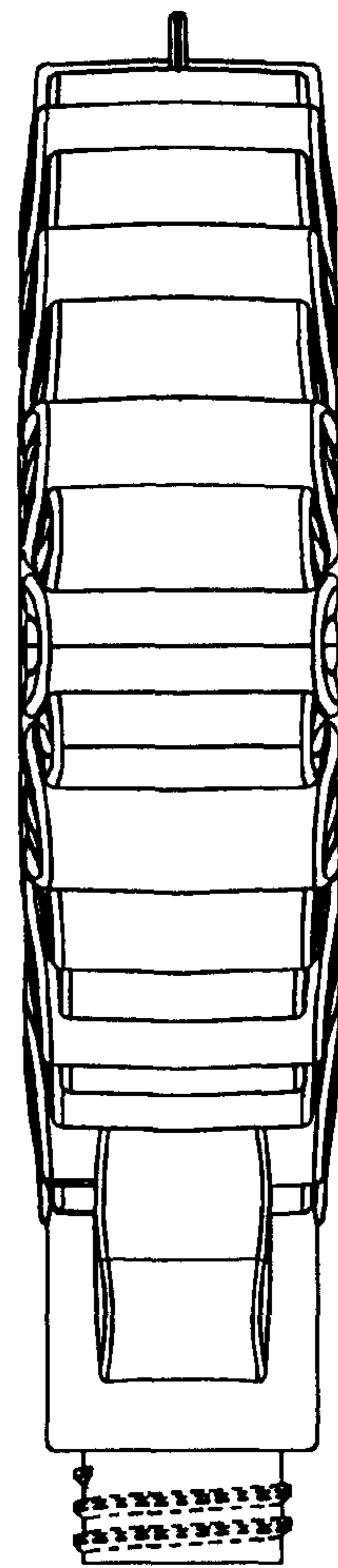


Fig. 3




Fig. 4

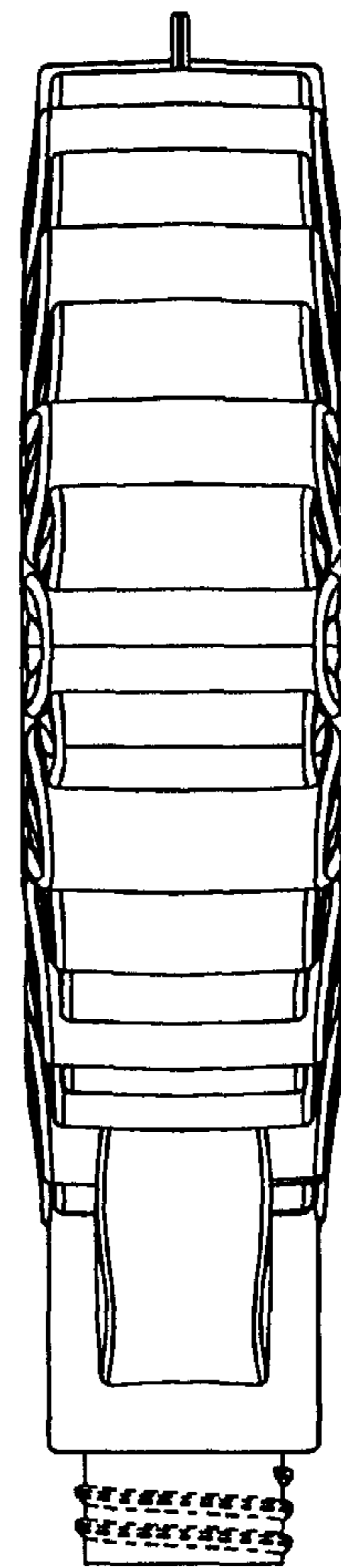


Fig. 5




Fig. 6




Fig. 7