



US00D537350S

(12) **United States Design Patent**
Bakic

(10) **Patent No.:** **US D537,350 S**

(45) **Date of Patent:** **** Feb. 27, 2007**

(54) **COSMETIC CONTAINERS**

(75) Inventor: **Dieter Bakic**, Munich (DE)

(73) Assignee: **DB Design GmbH**, Munich (DE)

(**) Term: **14 Years**

(21) Appl. No.: **29/260,413**

(22) Filed: **May 24, 2006**

Related U.S. Application Data

(62) Division of application No. 29/217,586, filed on Nov. 19, 2004, now Pat. No. Des. 526,566.

(30) **Foreign Application Priority Data**

May 21, 2004 (EM) 180997

(51) **LOC (8) Cl.** **09-01**

(52) **U.S. Cl.** **D9/521; D9/558**

(58) **Field of Classification Search** D9/439,
D9/446-447, 500, 502-505, 510-511, 516,
D9/521, 529, 537-545, 549, 558, 574-575,
D9/686, 688-689, 691, 695, 699, 729; 215/381-385,
215/396, 398, 400, 235; D28/76; 222/210,
222/212-213, 215, 321.1, 321.9
See application file for complete search history.

(56) **References Cited**

U.S. PATENT DOCUMENTS

- 3,342,379 A * 9/1967 Foley 222/173
- 5,816,451 A * 10/1998 Renault 222/215
- 5,996,850 A * 12/1999 Morali et al. 222/212 X
- D444,387 S * 7/2001 Adachi et al. D9/529
- D459,996 S * 7/2002 Kuzma et al. D9/549

- D467,807 S * 12/2002 Bakic D9/521
- D475,281 S * 6/2003 Cummings D9/729
- D486,400 S * 2/2004 Bakic D9/558
- D487,400 S * 3/2004 Oates D9/521
- D495,957 S * 9/2004 Bakic D9/529
- D501,141 S * 1/2005 Bakic D9/521
- D525,135 S * 7/2006 Bakic D9/521
- D527,636 S * 9/2006 Bakic D9/521
- D527,637 S * 9/2006 Bakic D9/521
- D528,005 S * 9/2006 Bakic D9/529

FOREIGN PATENT DOCUMENTS

- WO DM/063699 * 2/2003
- WO DM/065165 * 3/2004

* cited by examiner

Primary Examiner—Carol Rademaker

(74) *Attorney, Agent, or Firm*—Kagan Binder, PLLC

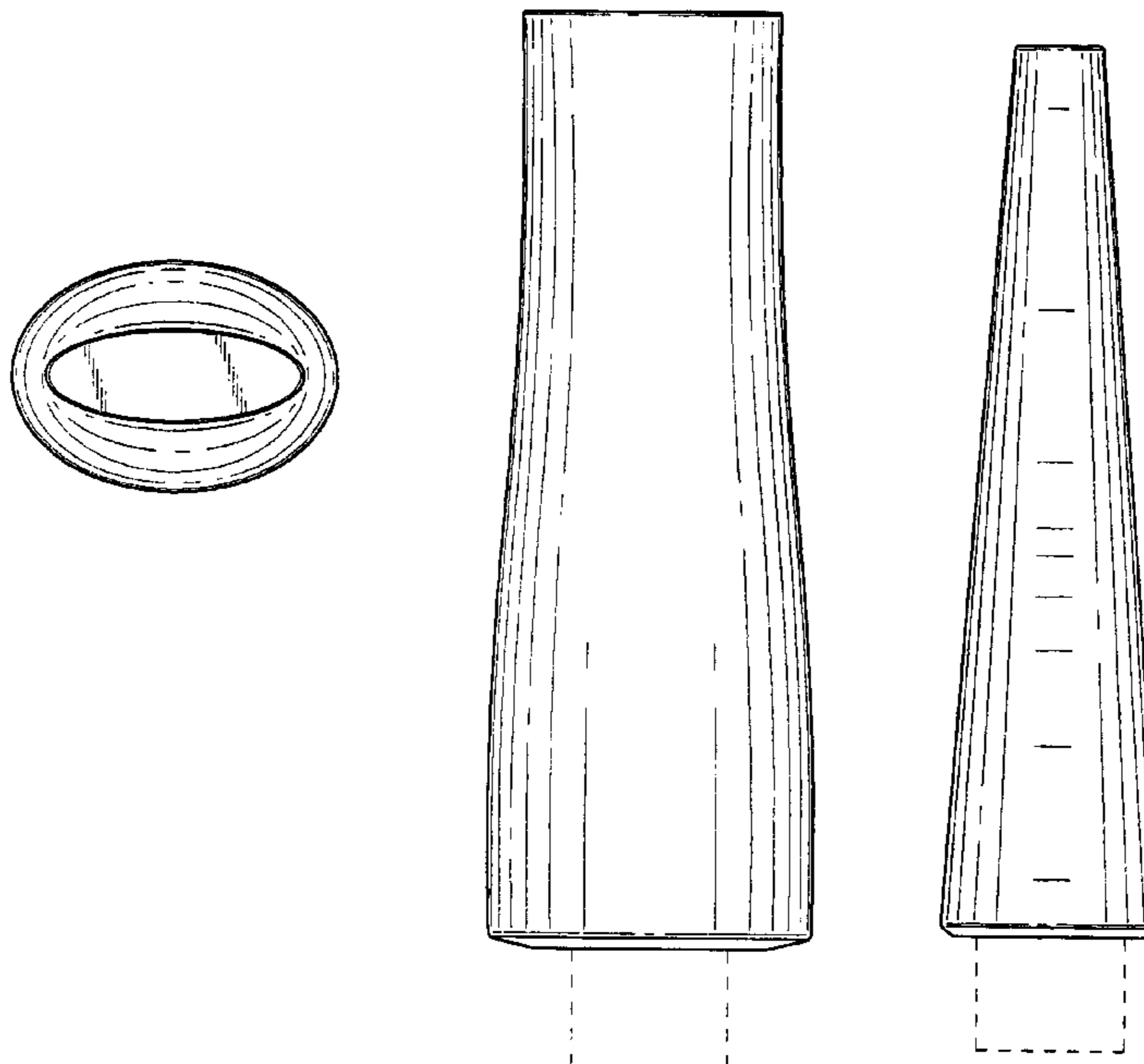
(57) **CLAIM**

The ornamental design for a cosmetic container, as shown and described.

DESCRIPTION

FIG. 1 is a perspective view of a cosmetic container of the present design;
 FIG. 2 is a top plan view thereof;
 FIG. 3 is a front elevational view thereof;
 FIG. 4 is a right side elevational view thereof, the left side elevational view being a mirror image; and,
 FIG. 5 is a bottom plan view thereof.
 The broken line showing in FIGS. is included for the purpose of illustrating environment and forms no part of the claimed design.

1 Claim, 2 Drawing Sheets



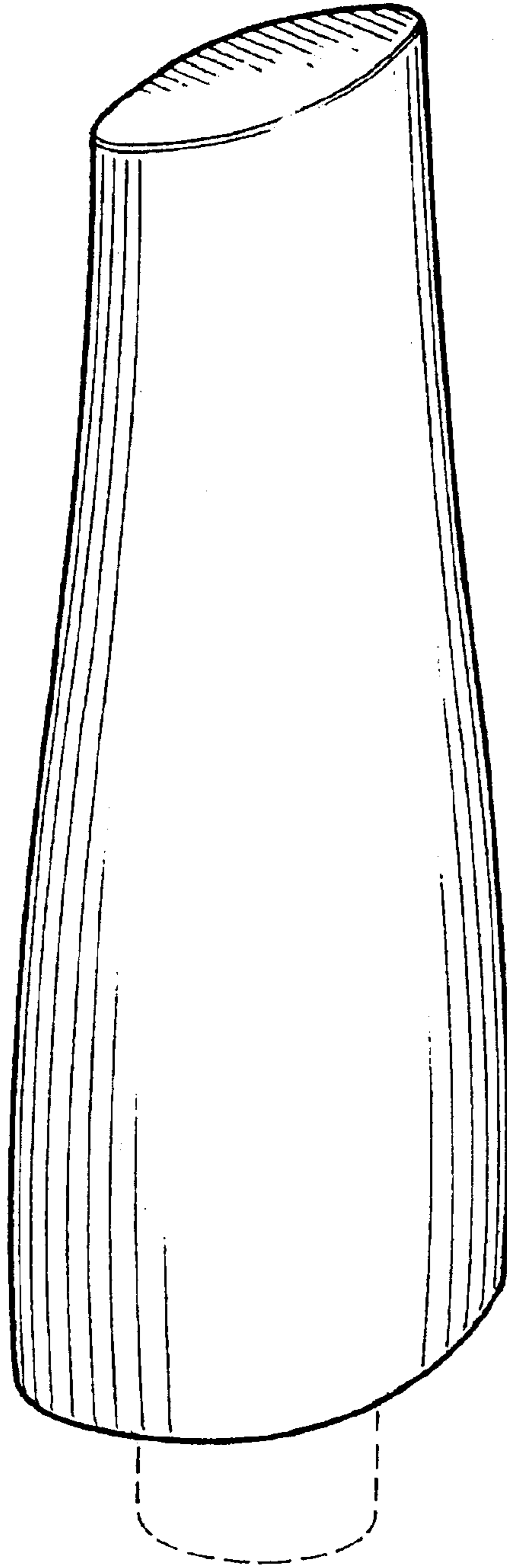


FIG. 1

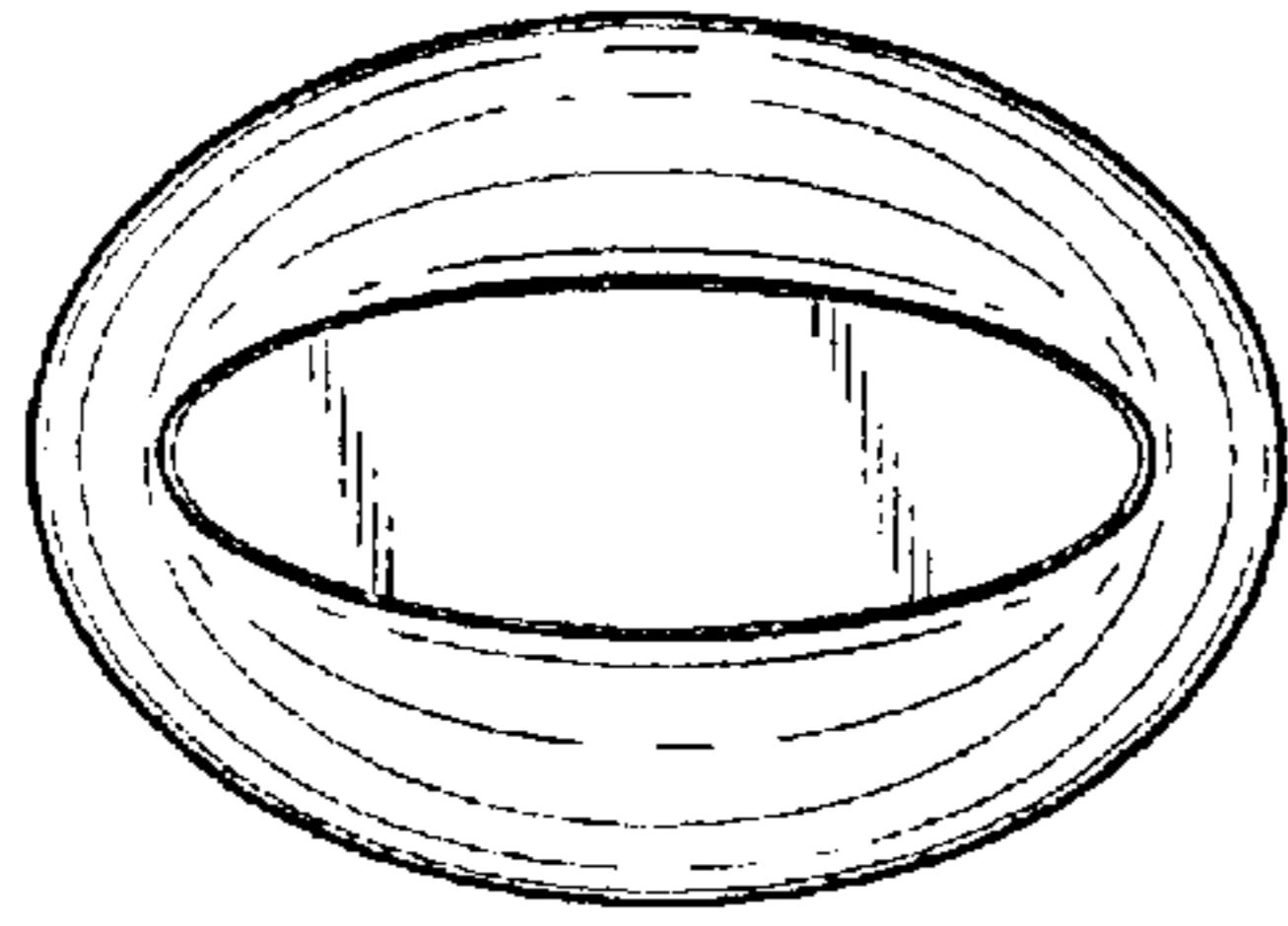


FIG. 2




FIG. 3

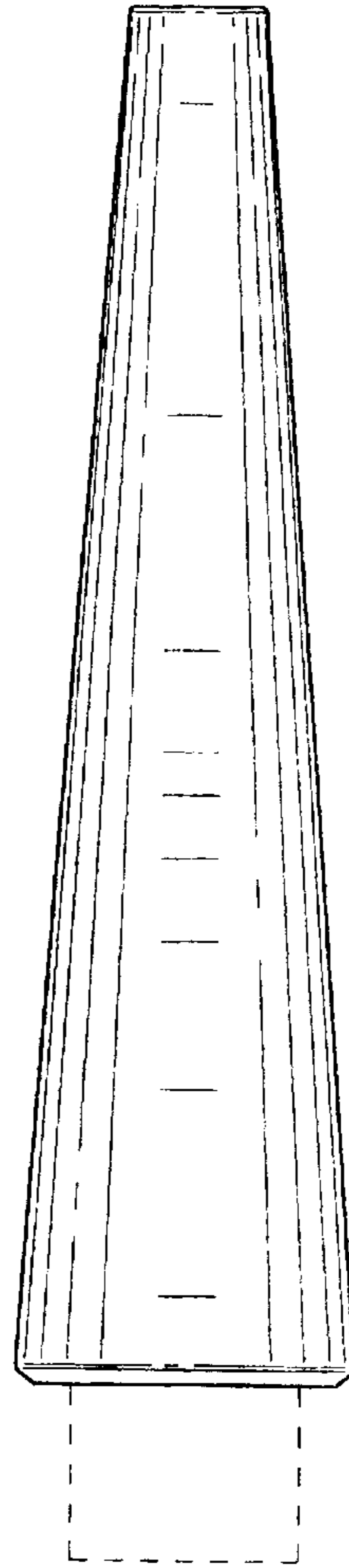


FIG. 4

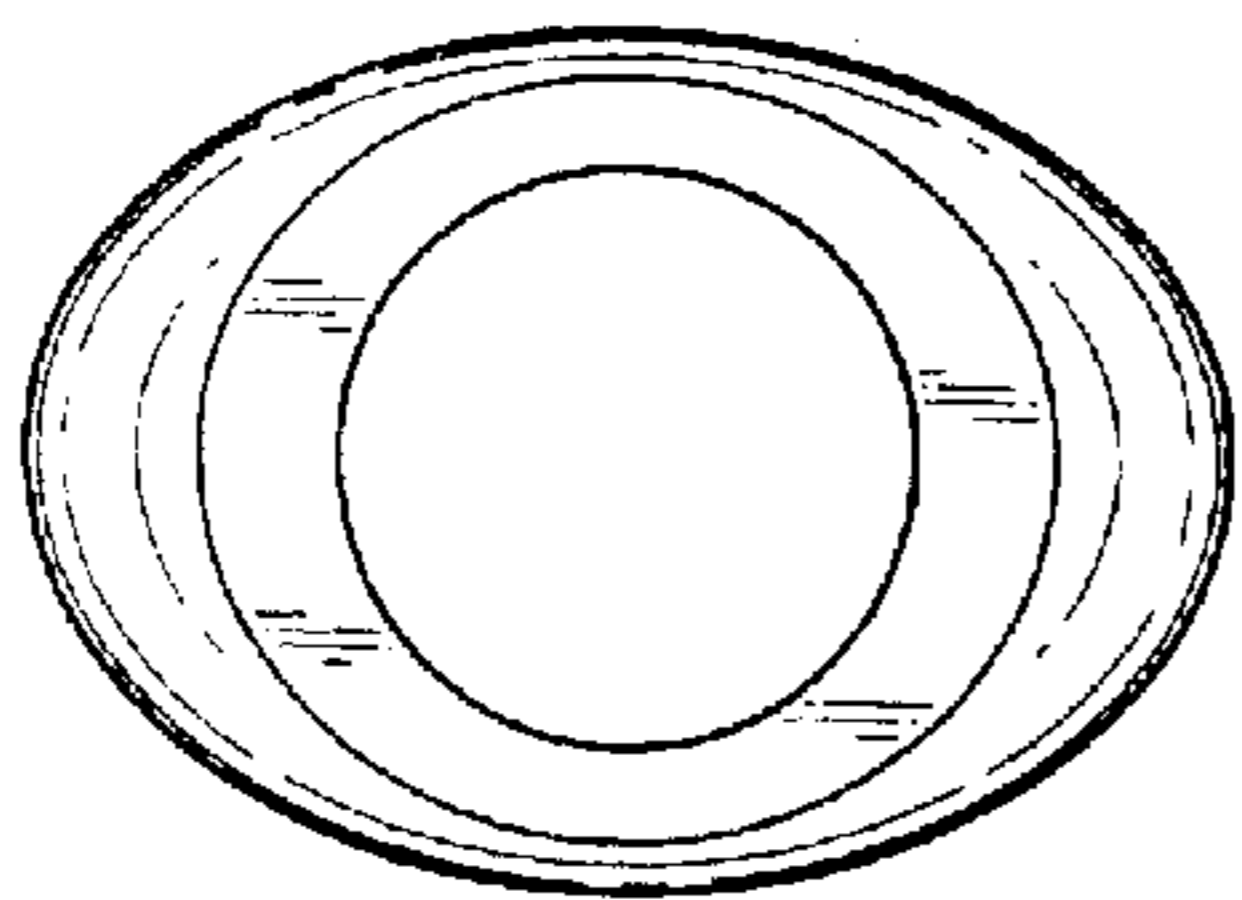


FIG. 5