



US00D537345S

(12) **United States Design Patent**
Duquet

(10) **Patent No.:** **US D537,345 S**

(45) **Date of Patent:** **** Feb. 27, 2007**

- (54) **FLUID PRODUCT DISPENSER**
- (75) Inventor: **Frederic Duquet**, Thibouville (FR)
- (73) Assignee: **Valois SAS**, Le Neubourg (FR)
- (**) Term: **14 Years**
- (21) Appl. No.: **29/198,360**
- (22) Filed: **Jan. 30, 2004**
- (30) **Foreign Application Priority Data**
Jul. 30, 2003 (EM) 000058375-1
- (51) **LOC (8) Cl.** **09-01**
- (52) **U.S. Cl.** **D9/517**
- (58) **Field of Classification Search** D9/415-416,
D9/696-699, 719, 722, 501, 517, 456, 457;
215/382-384, 396, 398; 222/212
See application file for complete search history.

- 5,529,224 A * 6/1996 Chan et al. 222/212
- 5,826,737 A * 10/1998 Zakensberg 215/47
- 5,839,609 A * 11/1998 Zakensberg 222/212 X
- D437,777 S * 2/2001 Wootton D9/415
- D439,512 S * 3/2001 Wootton D9/415
- D442,078 S * 5/2001 Fuquen D9/696 X
- D463,275 S * 9/2002 Garcia D9/696
- D514,436 S * 2/2006 McGuinness D9/415
- 7,004,322 B1 * 2/2006 Bartoli 206/484
- D524,653 S * 7/2006 Baumgarten D9/457

* cited by examiner

Primary Examiner—Carol Rademaker
(74) *Attorney, Agent, or Firm*—Sughrue Mion, PLLC

(57) **CLAIM**

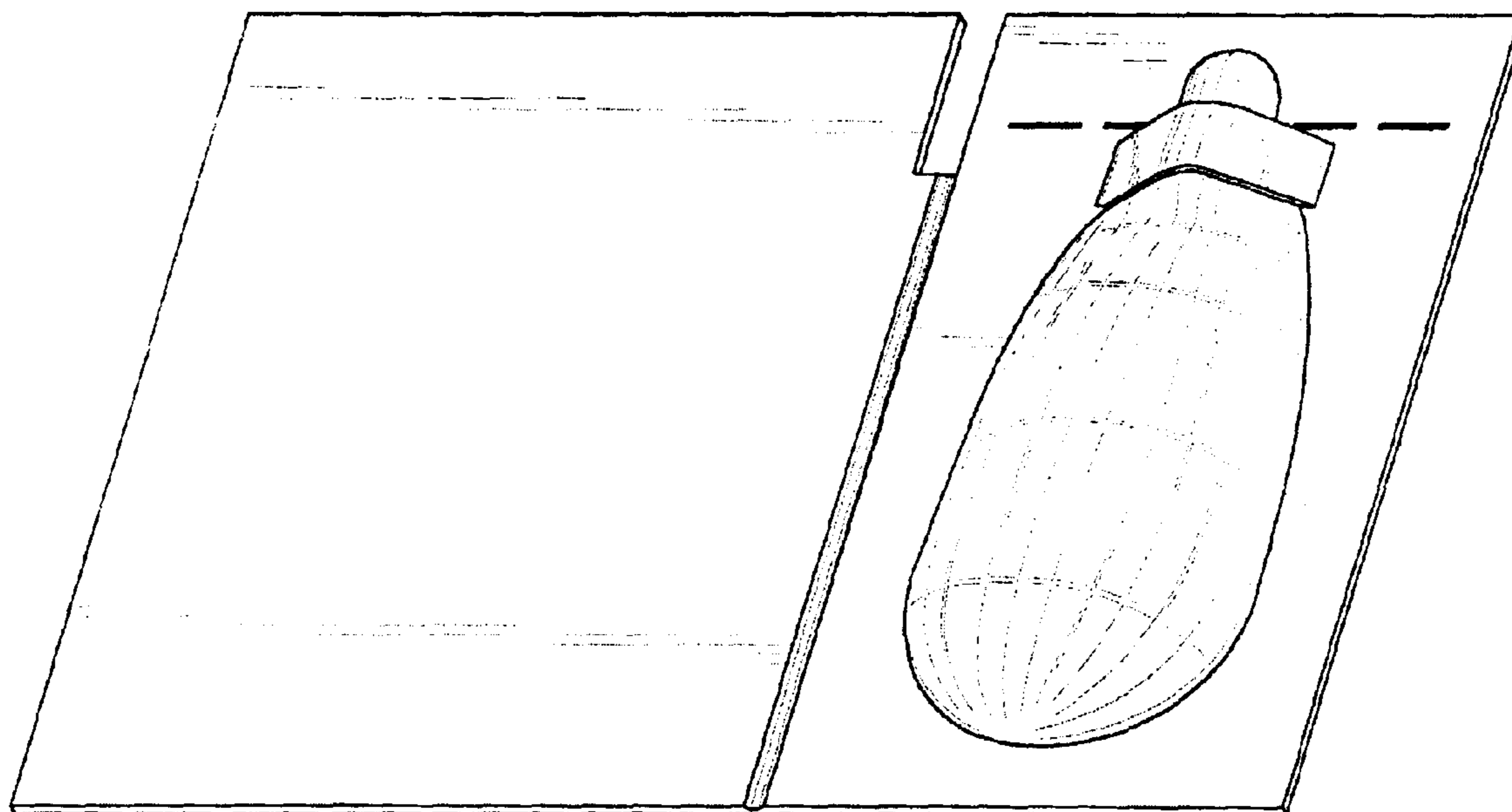
The ornamental design for a fluid product dispenser, as shown and described.

DESCRIPTION

FIG. 1 is a top, front, and right side perspective view of a fluid product dispenser according to my new design; FIG. 2 is a front elevational view thereof; FIG. 3 is a rear elevational view thereof; FIG. 4 is a right side elevational view thereof; FIG. 5 is a left side elevational view thereof; FIG. 6 is a top plan view thereof; and, FIG. 7 is a bottom plan view thereof.

1 Claim, 3 Drawing Sheets

- (56) **References Cited**
U.S. PATENT DOCUMENTS
3,913,734 A * 10/1975 Siegel 206/470
4,209,096 A * 6/1980 Carkhuff 206/469
D261,484 S * 10/1981 Haubert D9/759
D268,010 S * 2/1983 O'Brien D9/457
D312,655 S * 12/1990 Faiola et al. D19/2
D351,992 S * 11/1994 Jacques D9/696



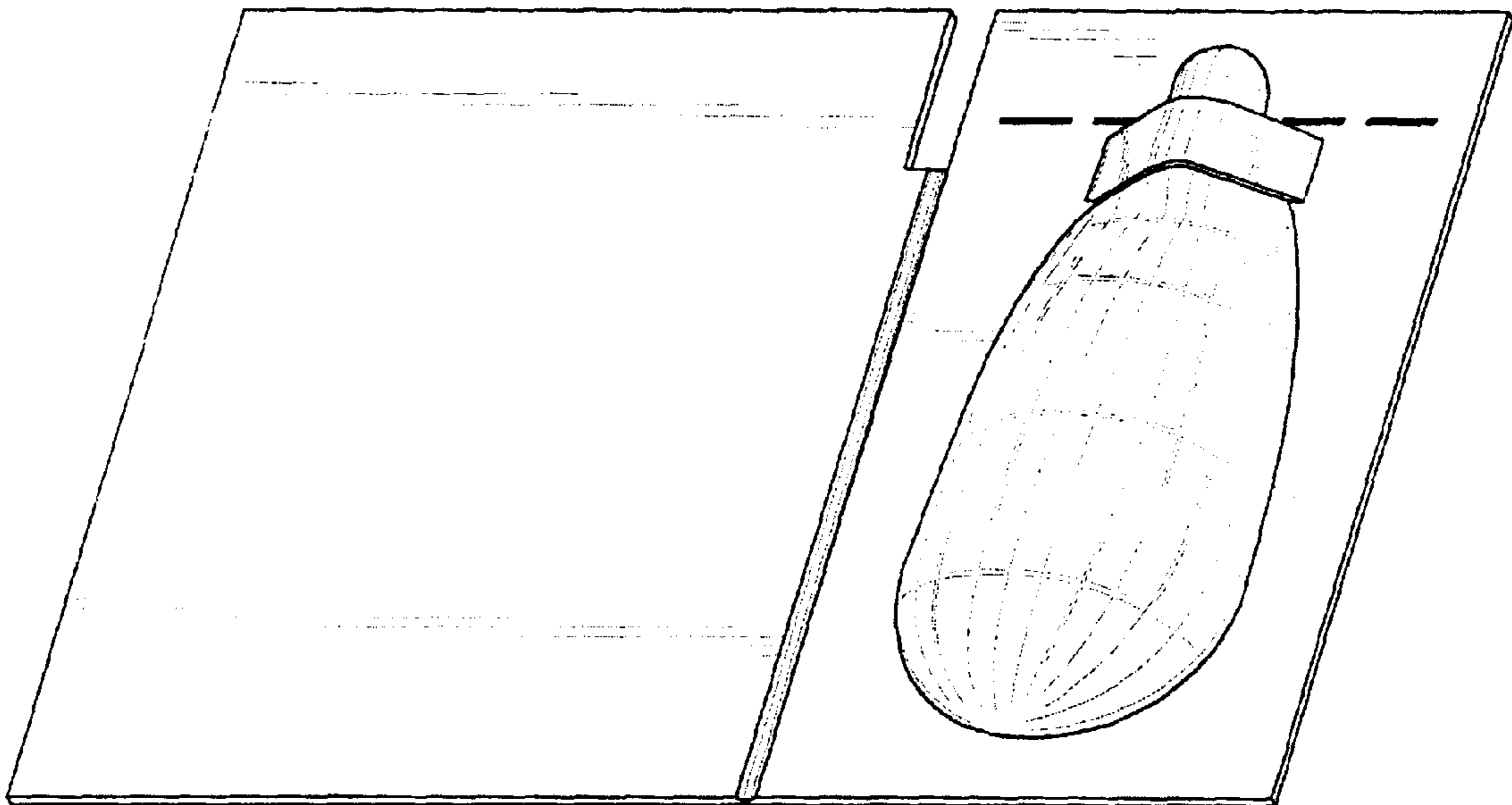


Fig. 1

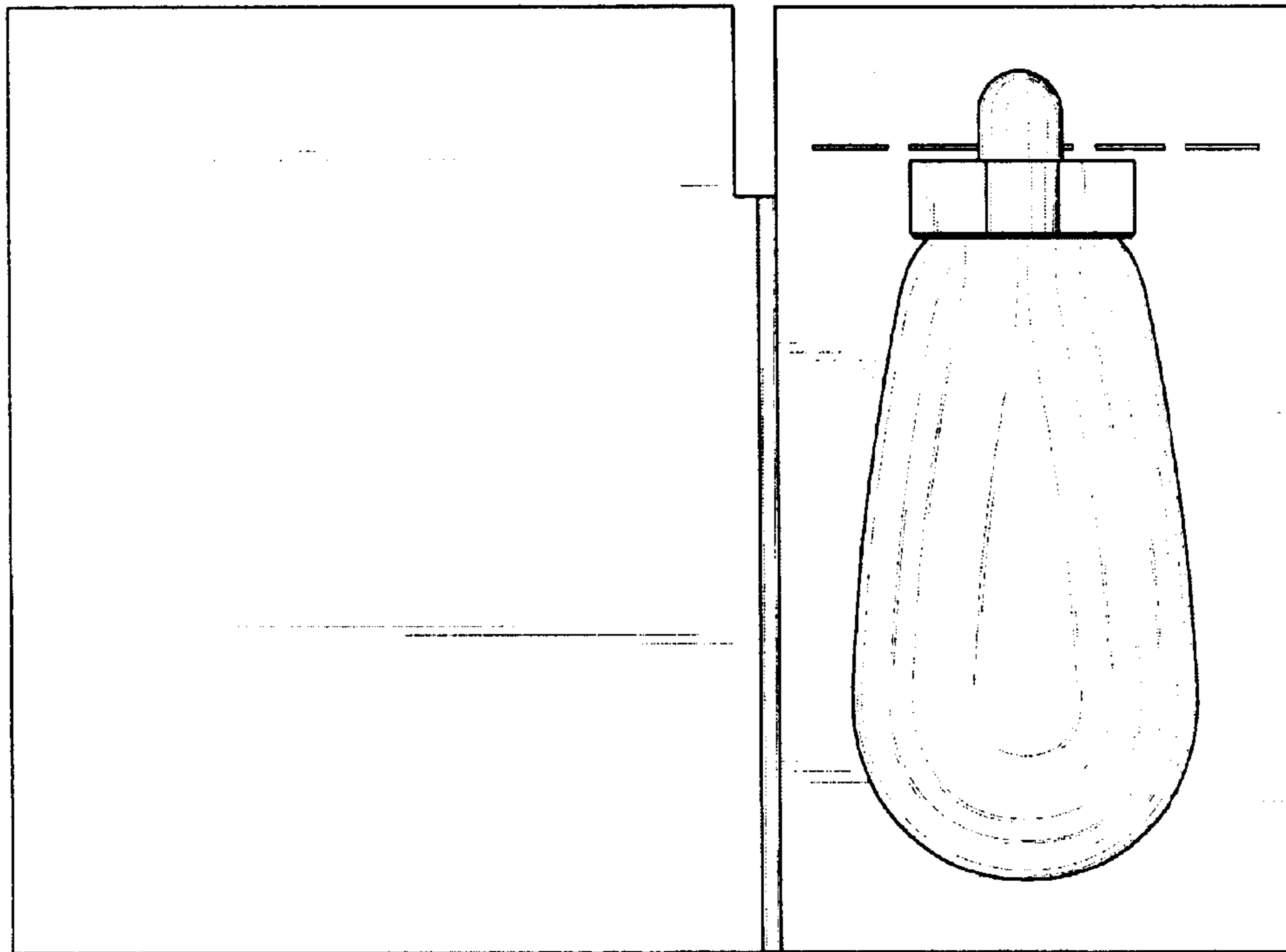


Fig. 2

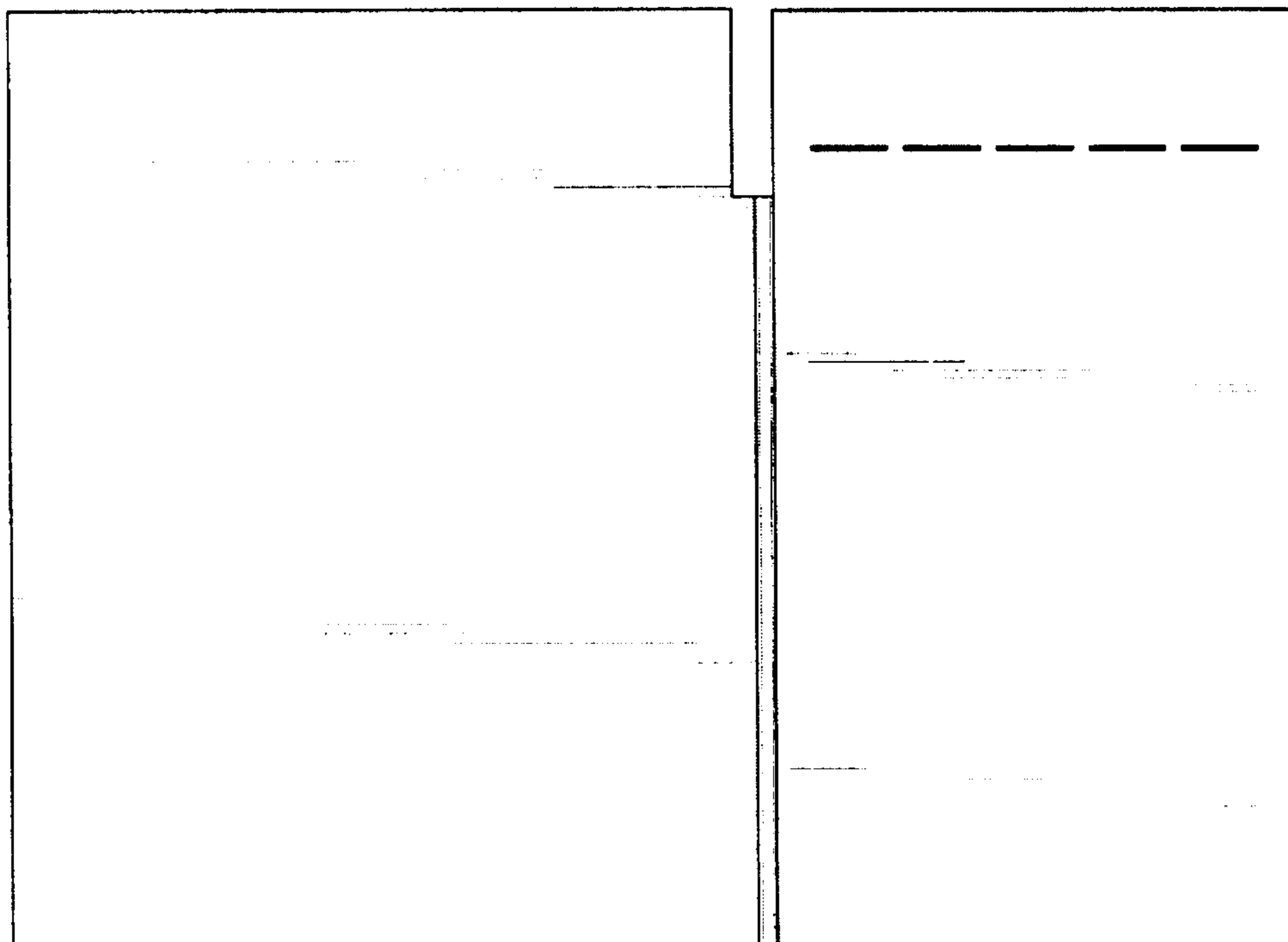


Fig. 3




Fig. 4



Fig. 5




Fig. 6



Fig. 7