



US00D537336S

(12) **United States Design Patent**
Fisher

(10) **Patent No.:** **US D537,336 S**

(45) **Date of Patent:** **** Feb. 27, 2007**

(54) **SNOW GUARD**

(76) **Inventor:** **Levi S. Fisher**, 2807 Church Rd., Bird In Hand, PA (US) 17505

(**) **Term:** **14 Years**

(21) **Appl. No.:** **29/222,380**

(22) **Filed:** **Jan. 28, 2005**

(51) **LOC (8) Cl.** **08-99**

(52) **U.S. Cl.** **D8/499**

(58) **Field of Classification Search** D8/499;
52/545, 533, 26, 25, 24
See application file for complete search history.

(56) **References Cited**

U.S. PATENT DOCUMENTS

473,512 A *	4/1892	Laird	52/25
511,295 A *	12/1893	Esselen	52/24
1,085,474 A *	1/1914	Peterson	52/15
1,095,822 A *	5/1914	Danzer	52/25
1,463,065 A *	7/1923	Sieger	52/24
1,863,561 A *	6/1932	Brinker et al.	52/24
3,296,750 A *	1/1967	Zaleski	52/24
3,583,113 A *	6/1971	Winski	52/144
D254,051 S	1/1980	Zaleski	
4,375,805 A *	3/1983	Weber	126/623
D314,506 S	2/1991	McMullen	
5,282,340 A *	2/1994	Cline et al.	52/24

5,343,659 A *	9/1994	Zaleski	52/24
5,349,791 A *	9/1994	Zaleski	52/24
D351,989 S	11/1994	Cline et al.	
D364,556 S	11/1995	Lee et al.	
5,655,334 A *	8/1997	Kwiatkowski	52/24
5,706,609 A	1/1998	Heino	
6,266,929 B1	7/2001	Cline	
D499,011 S *	11/2004	Rizzo	D8/499
D499,332 S *	12/2004	Rizzo	D8/499

* cited by examiner

Primary Examiner—Stella Reid

Assistant Examiner—Barbara Fox

(74) *Attorney, Agent, or Firm*—Martin Fruitman


(57) **CLAIM**

The ornamental design for a snow guard, as shown and described.

DESCRIPTION

FIG. 1 is a perspective view of a snow guard showing my new design;
FIG. 2 is a top plan view of the snow guard;
FIG. 3 is a bottom plan view of the snow guard;
FIG. 4 is a back side elevational view of the snow guard;
FIG. 5 is a front side elevational view of the snow guard;
FIG. 6 is a right side elevational view of the snow guard;
and,
FIG. 7 is a left side elevational view of the snow guard.

1 Claim, 7 Drawing Sheets






FIG. 1

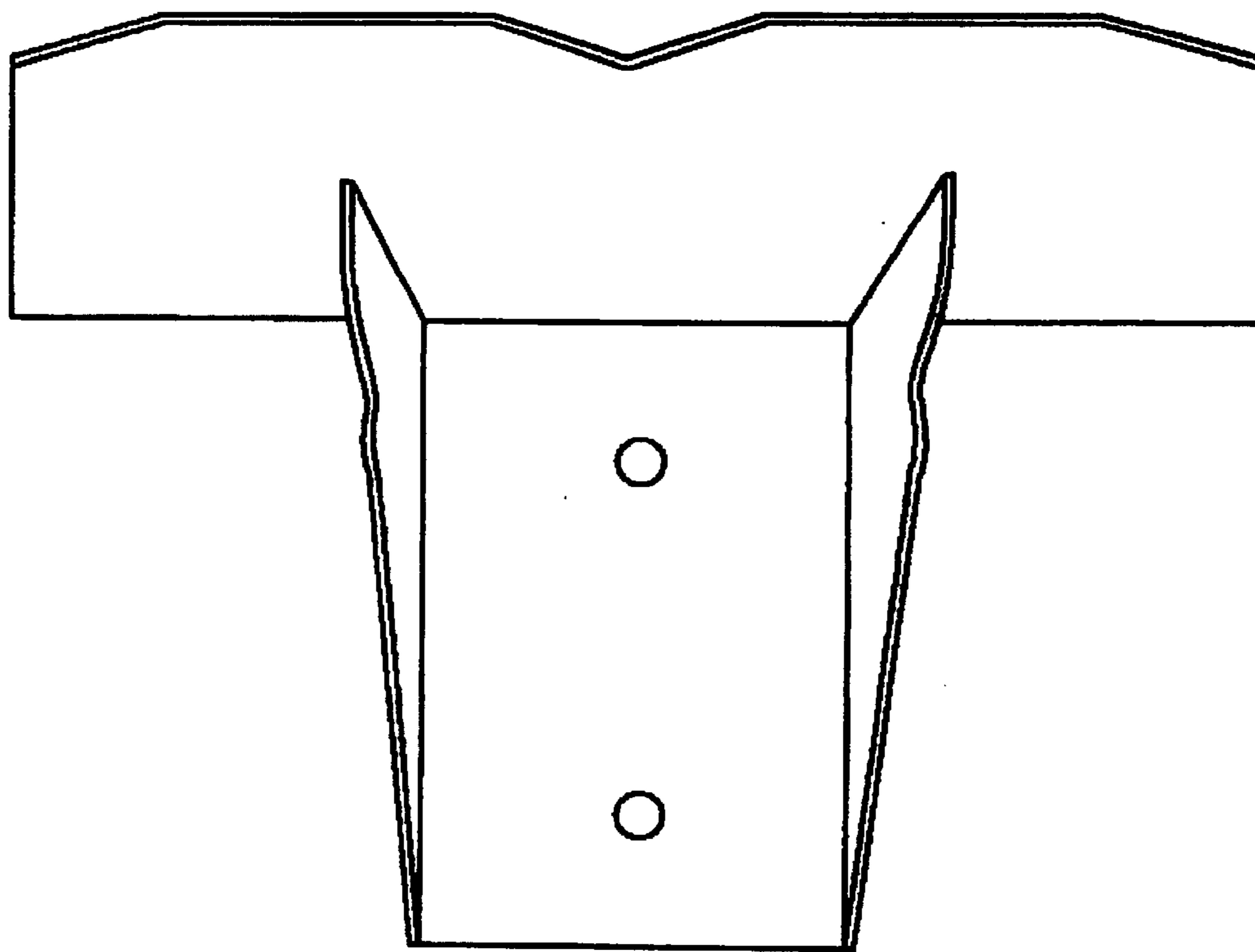


FIG. 2

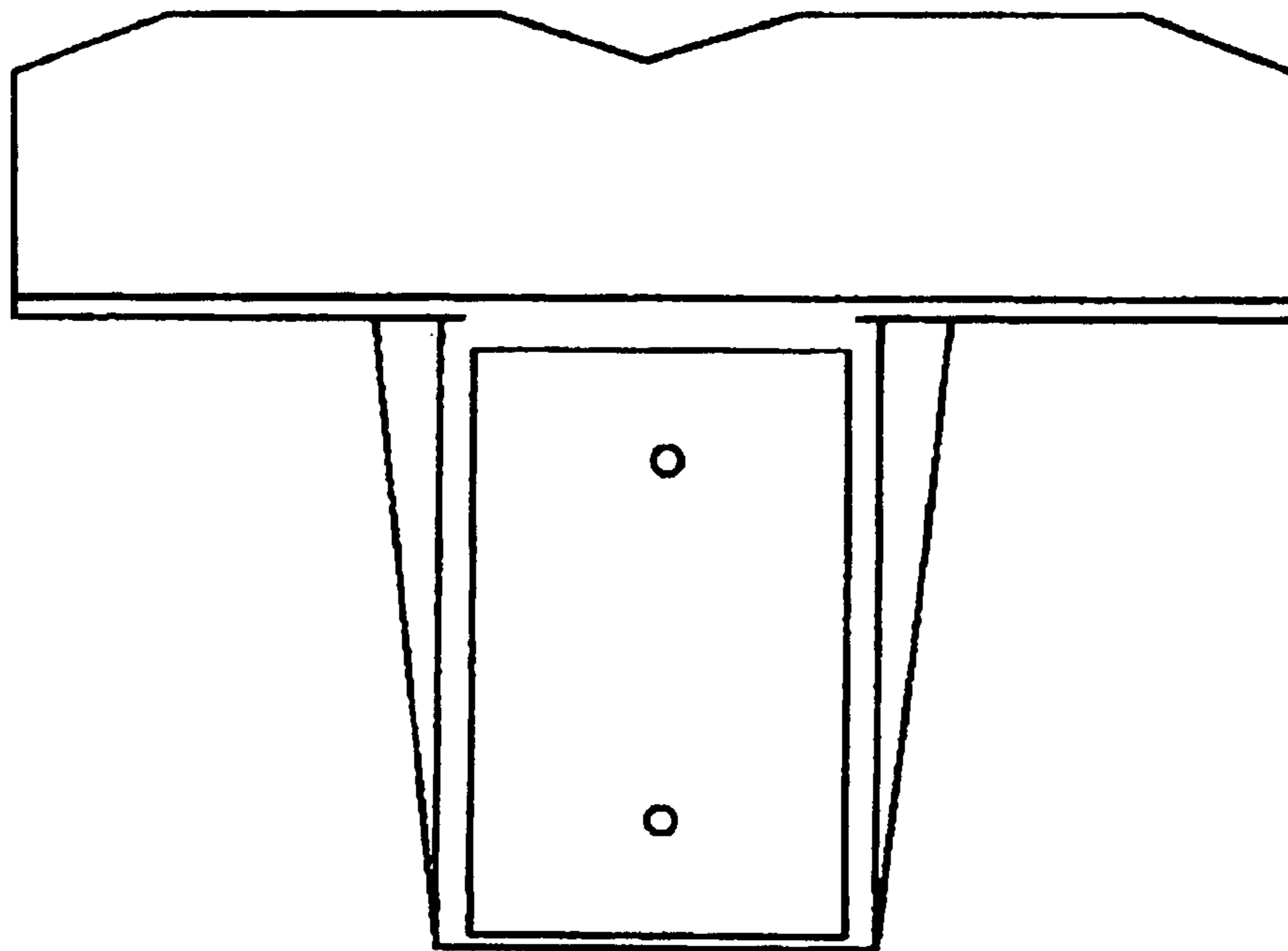


FIG. 3

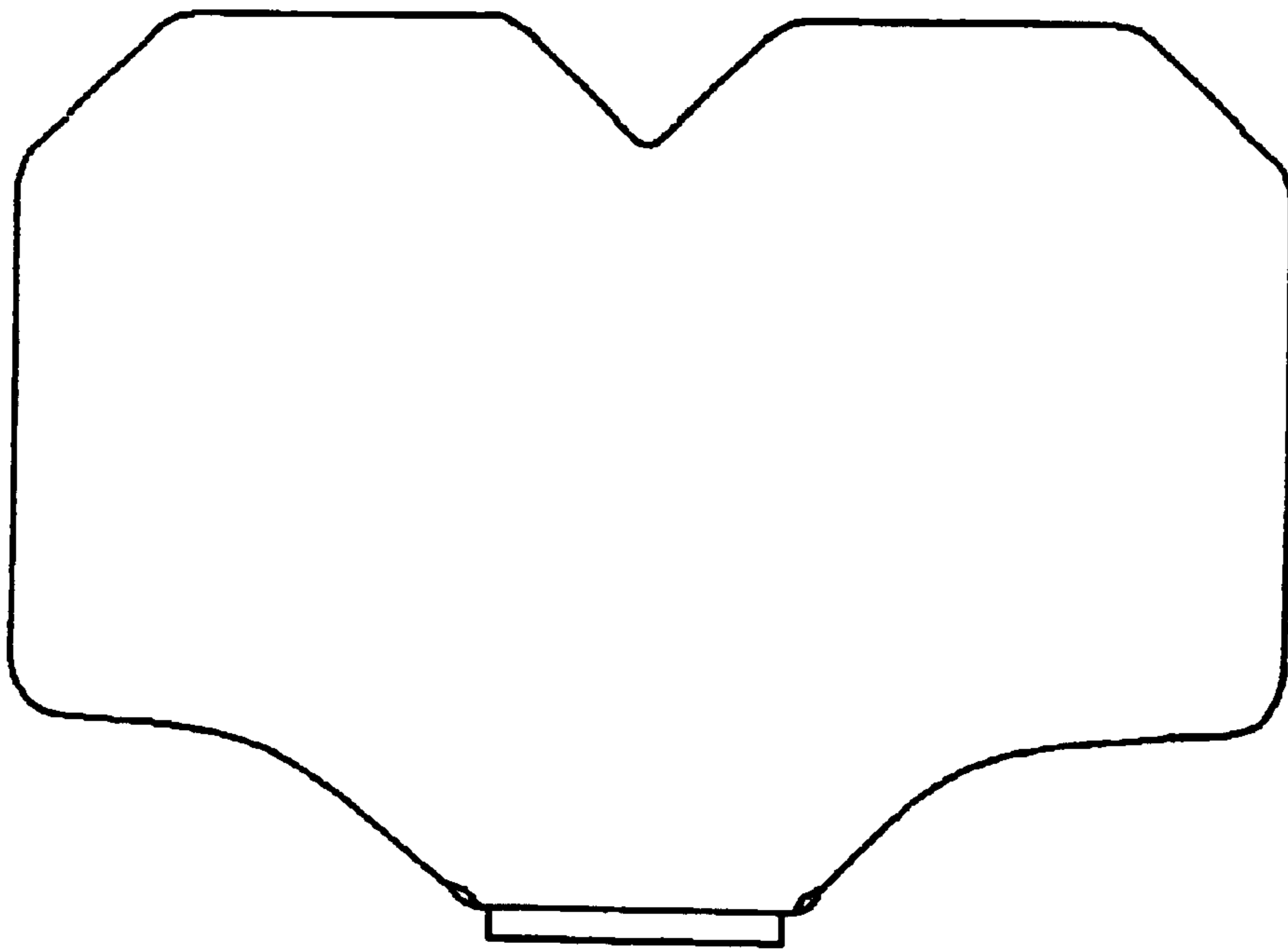


FIG. 4

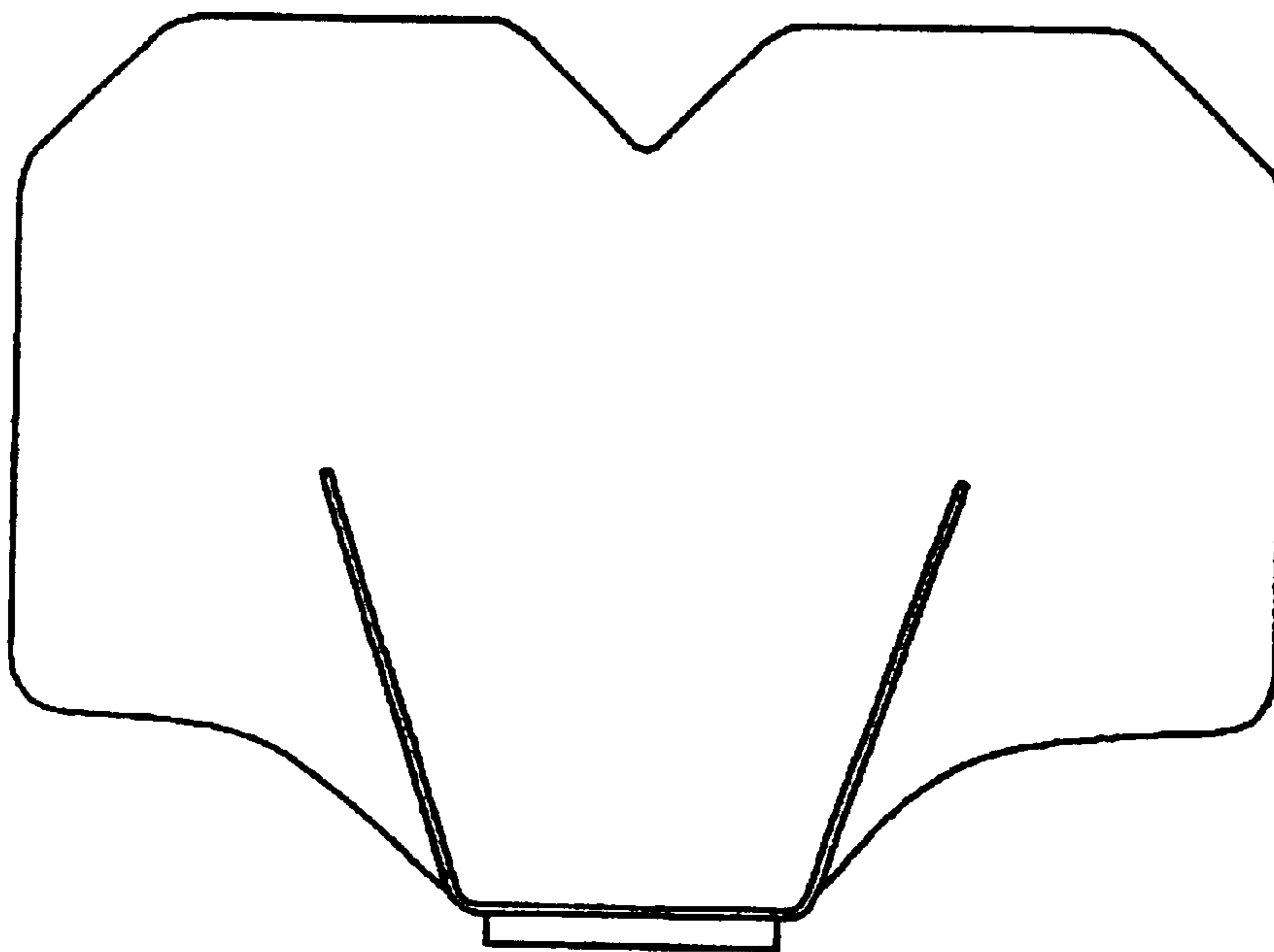


FIG. 5

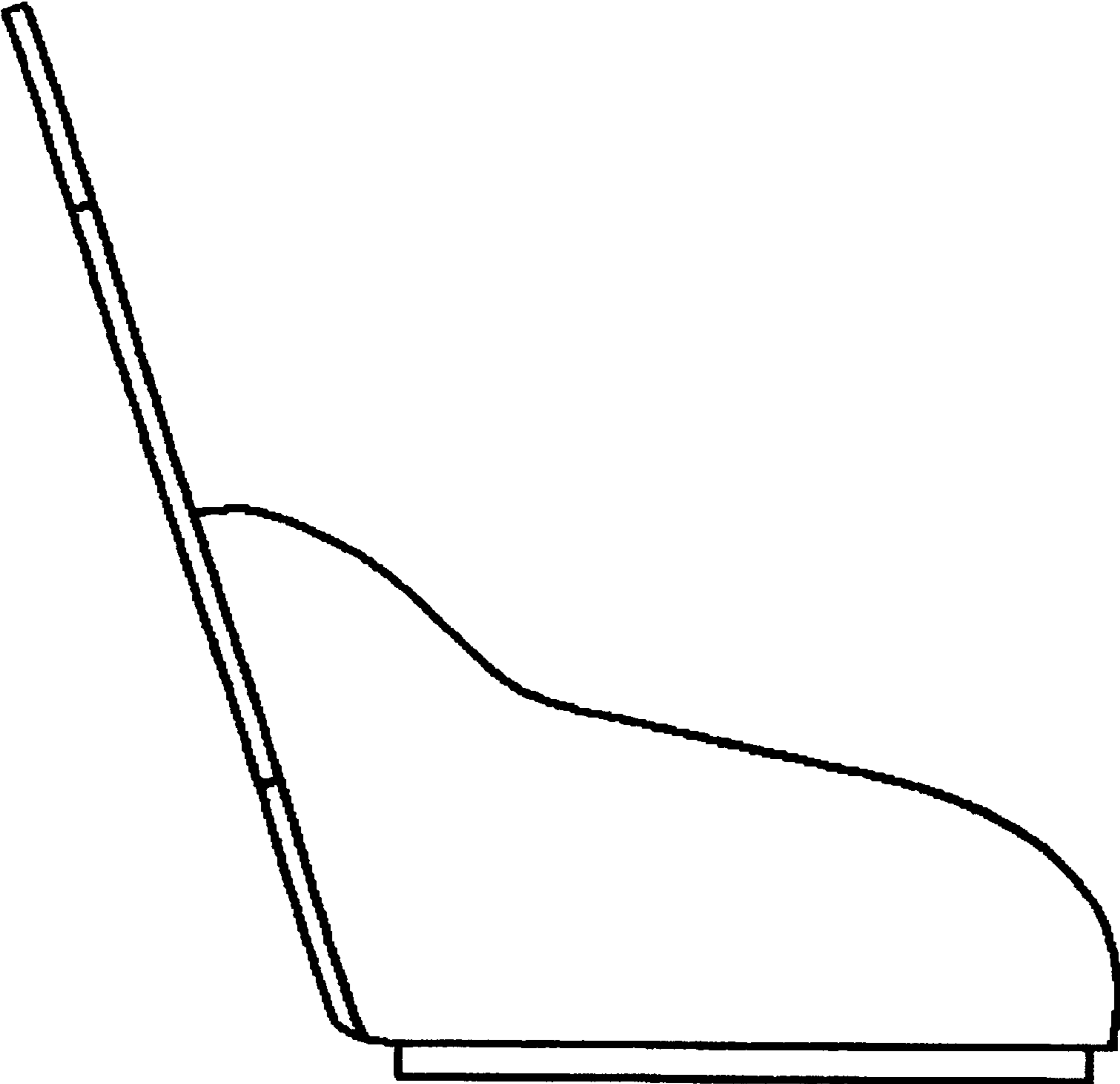


FIG. 6

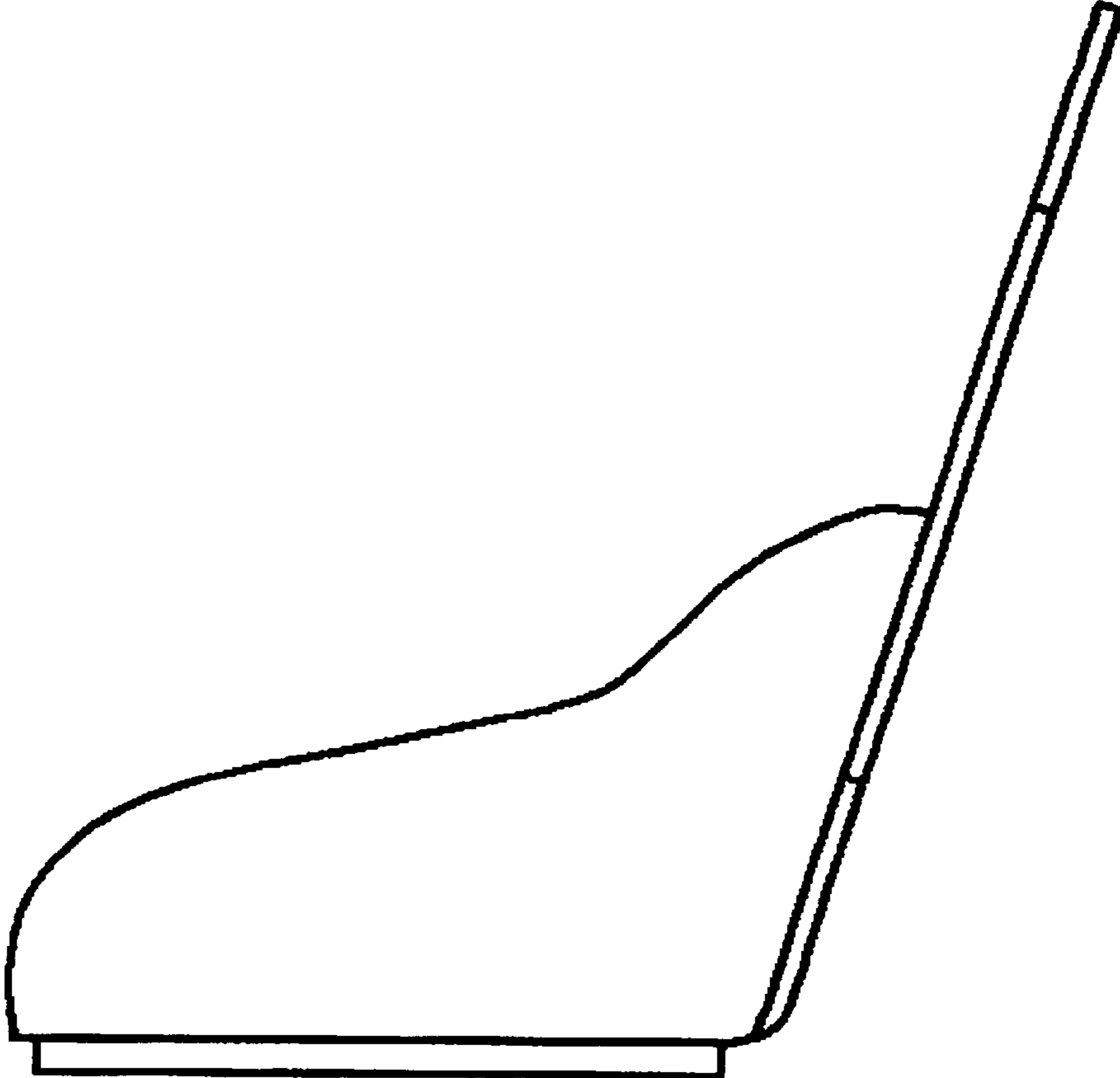


FIG. 7