



US00D537328S

(12) **United States Design Patent**
Votel

(10) **Patent No.:** **US D537,328 S**

(45) **Date of Patent:** **** Feb. 27, 2007**

(54) **CLIP**

(75) **Inventor:** **Thomas F. Votel**, Sunfish Lake, MN
(US)

(73) **Assignee:** **Ergodyne Corporation**, St. Paul, MN
(US)

(**) **Term:** **14 Years**

(21) **Appl. No.:** **29/230,286**

(22) **Filed:** **May 19, 2005**

(51) **LOC (8) Cl.** **08-08**

(52) **U.S. Cl.** **D8/395**

(58) **Field of Classification Search** D8/356,
D8/371, 394-396, 499, 53, 100, 365; D12/51;
D19/65, 90; D28/39, 40, 42; 24/546, 563,
24/910, 327, 334, DIG. 8, DIG. 9, DIG. 13,
24/DIG. 28; 248/74.2, 300, 301, 316.7, 229.26
See application file for complete search history.

(56) **References Cited**

U.S. PATENT DOCUMENTS

D28,694 S	*	5/1898	Wood	D8/382
926,301 A		6/1909	Sveich		
D55,524 S	*	6/1920	Mueller	D8/395
2,487,339 A		8/1949	Kindlund et al.		
3,140,419 A	*	7/1964	Van der Poel	313/296
D249,927 S	*	10/1978	Takahashi et al.	D8/395
4,226,105 A		10/1980	Wehrman		
5,142,807 A		9/1992	Sweet		
D368,169 S		3/1996	Coker		
5,655,270 A		8/1997	Boisvert		
5,687,458 A		11/1997	Coker		
5,697,572 A		12/1997	Salentine et al.		
5,722,125 A		3/1998	Vasilopoulos		
6,056,173 A		5/2000	Gillespie		
6,212,688 B1		4/2001	Leslie		
6,216,319 B1		4/2001	Elkins		
6,256,840 B1		7/2001	Elliott		
D478,723 S		8/2003	Blanton		

6,631,538 B1	10/2003	Carr	
6,682,249 B2	1/2004	Rietz	
D515,412 S	*	2/2006	Waalder et al. D8/395

FOREIGN PATENT DOCUMENTS

CA	481 602	3/1952
DE	390 558	2/1924
DE	806 473	6/1951
GB	1 319 612	6/1973

* cited by examiner

Primary Examiner—Louis S. Zarfes
Assistant Examiner—John Windmuller

(74) *Attorney, Agent, or Firm*—Patterson, Thuente, Skaar & Christensen, P.A.

(57) **CLAIM**

The ornamental design for a clip, as shown and described.

DESCRIPTION

This application incorporates by reference U.S. Design patent application Ser. No. 29/230,291 and U.S. patent application Ser. No. 11/132,505. All the material from these applications which is essential to the claimed design is included in this application. It is understood that any material in these applications which is not present in this application forms no part of the claimed design.

FIG. 1 is a perspective view of a clip showing my new design;

FIG. 2 is a side elevational view thereof shown in use interlinked with another different clip;

FIG. 3 is a top plan view thereof;

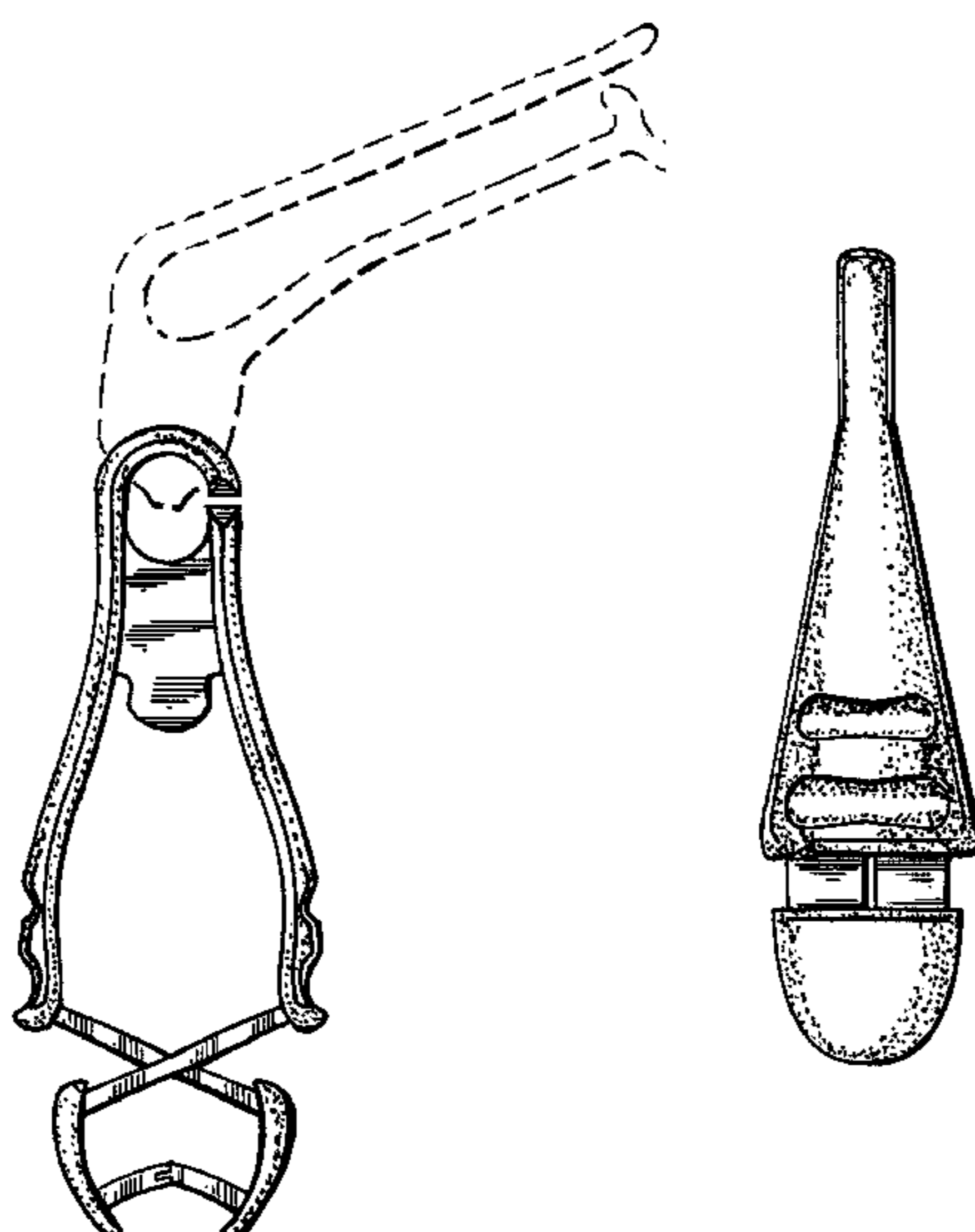
FIG. 4 is a top plan view thereof shown in use interlinked with another different clip;

FIG. 5 is a rear elevational view thereof; and,

FIG. 6 is a front elevational view thereof.

The broken line showing of another different clip in FIGS. 2 and 4 is included for the purpose of illustrating environmental structure and forms no part of the claimed design.

1 Claim, 2 Drawing Sheets



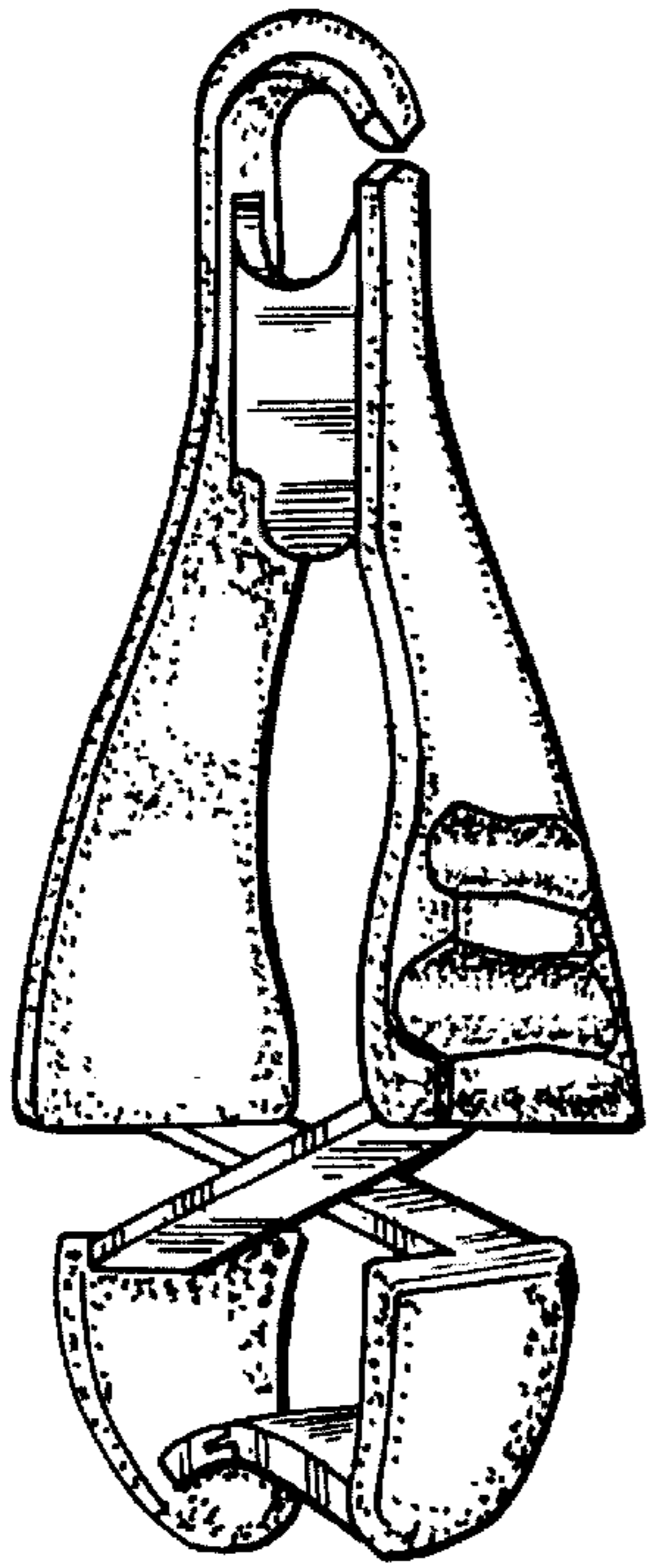


Fig. 1.

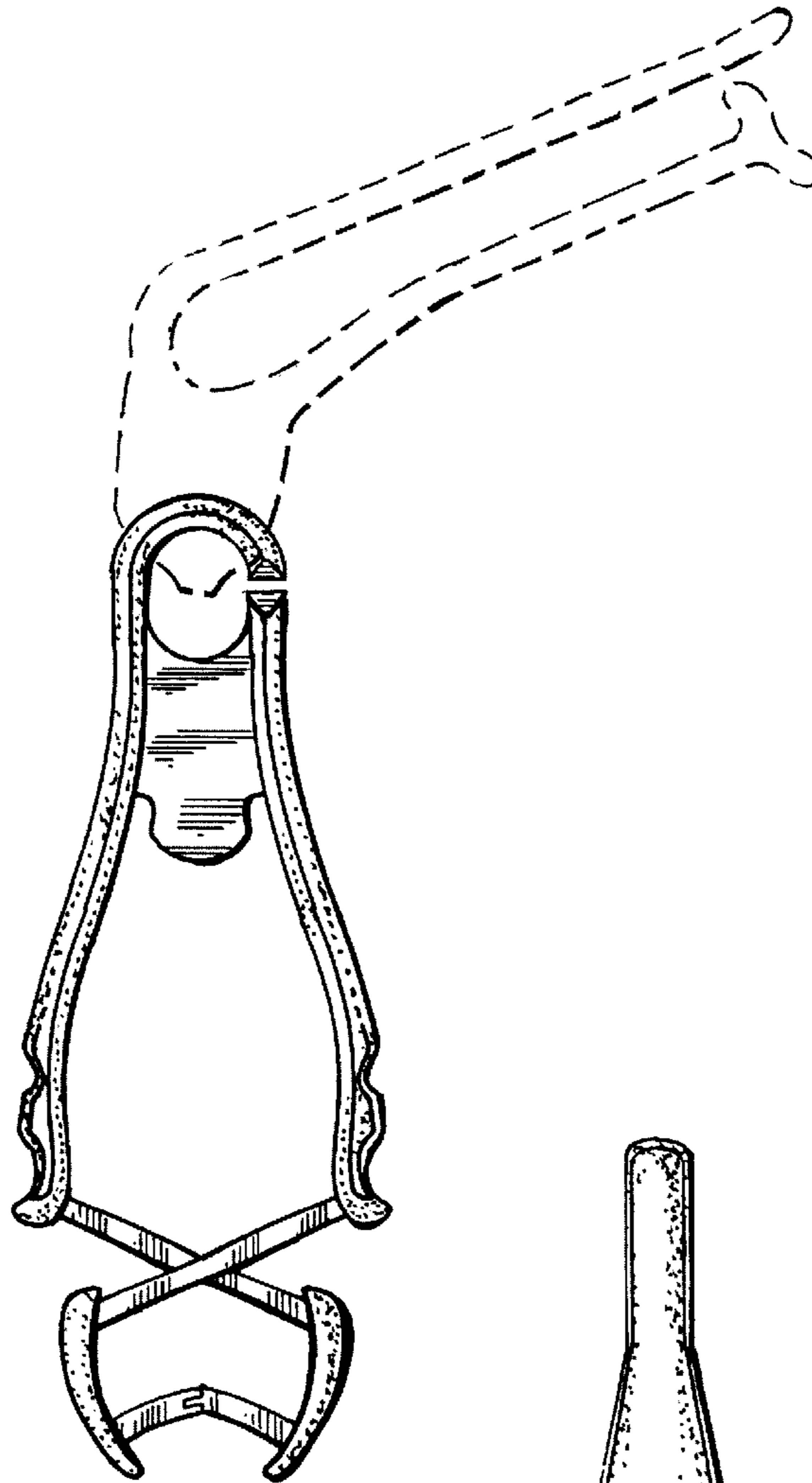


Fig. 2.

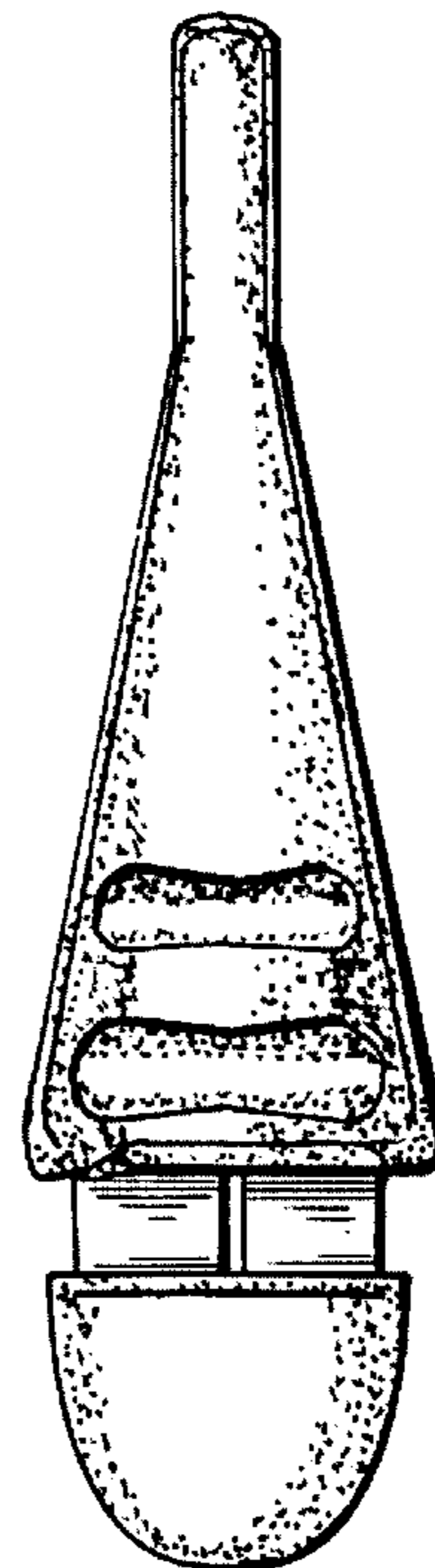


Fig. 3.

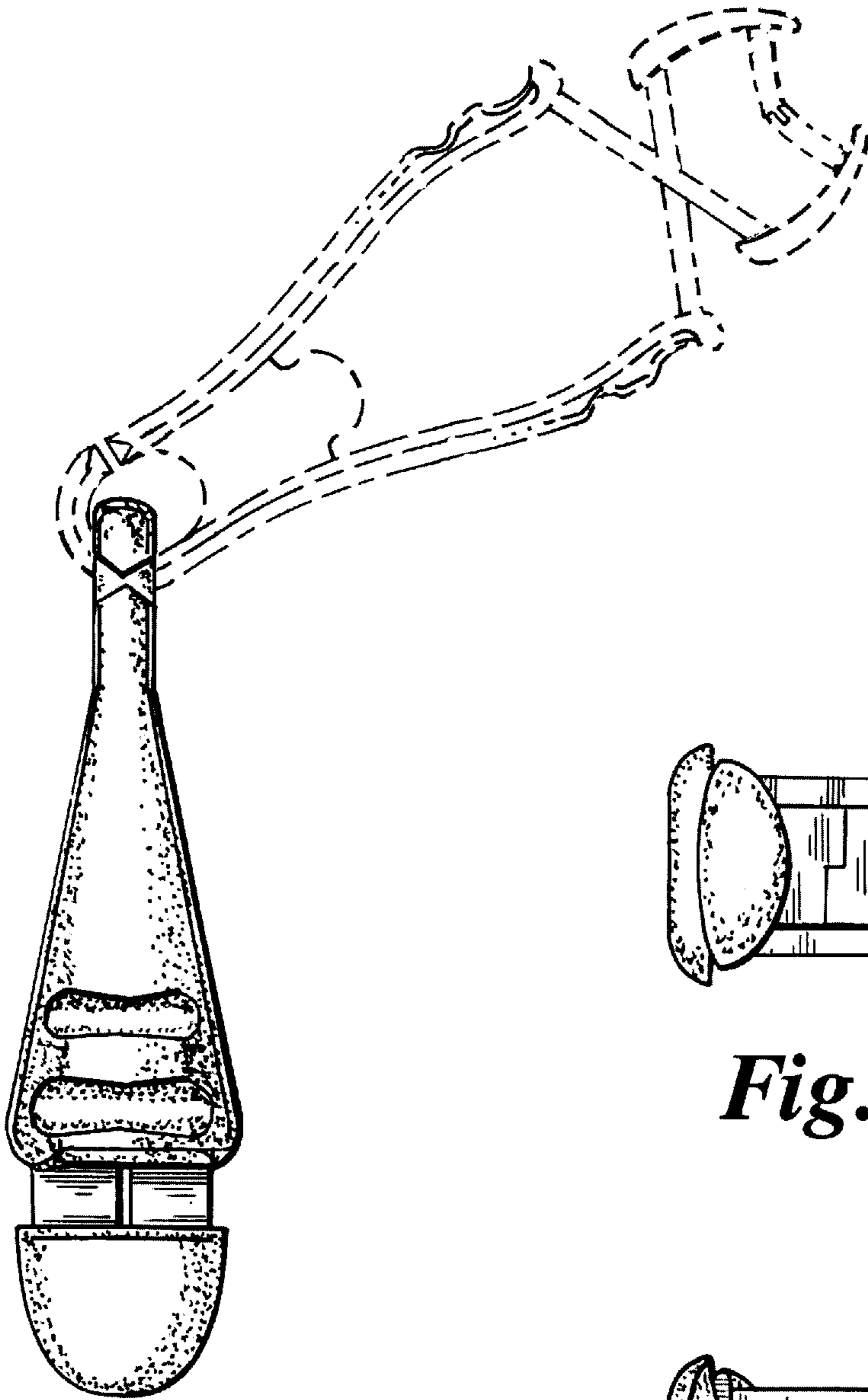


Fig. 4.

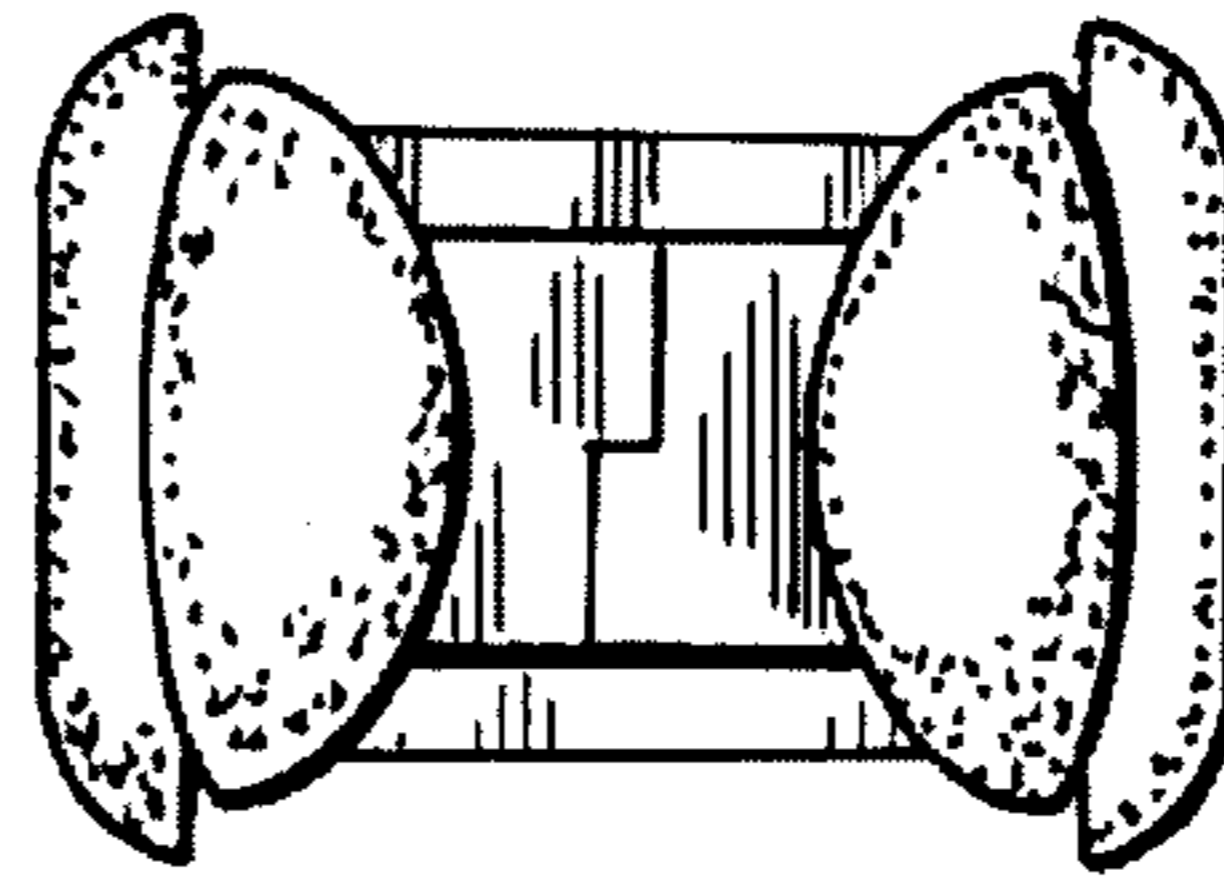


Fig. 5.

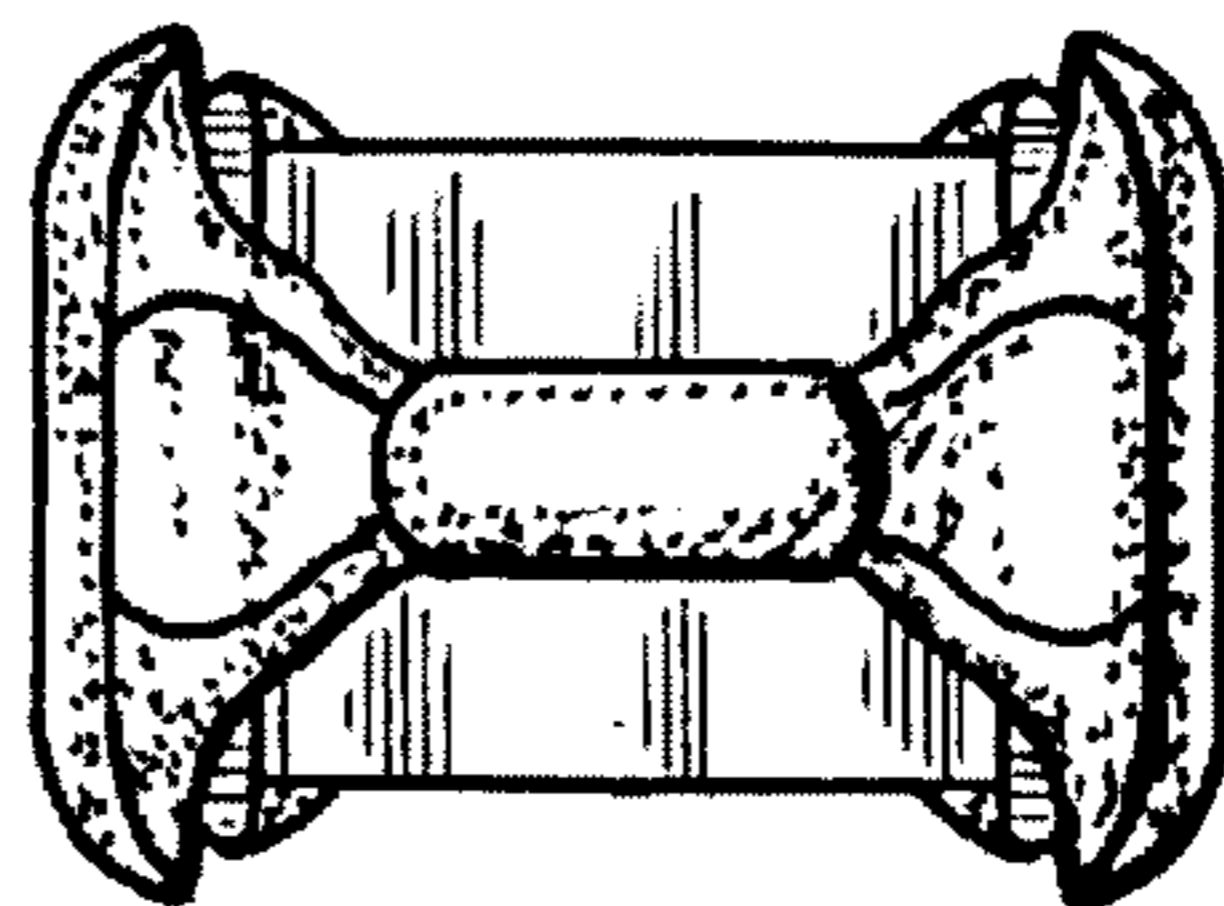


Fig. 6.