



US00D537325S

(12) **United States Design Patent**
Wolff et al.

(10) **Patent No.:** **US D537,325 S**

(45) **Date of Patent:** **** Feb. 27, 2007**

(54) **GLASS SHELF MOUNTING BRACKET**

(75) Inventors: **Doug Wolff**, Marshall, MI (US);
Nathan Rood, Burnsville, MN (US);
Robert Russell, Kentwood, MI (US)

(73) Assignee: **Knape & Vogt Manufacturing Co.**,
Grand Rapids, MI (US)

(**) Term: **14 Years**

(21) Appl. No.: **29/247,230**

(22) Filed: **Jun. 7, 2006**

Related U.S. Application Data

(62) Division of application No. 29/196,188, filed on Dec. 22,
2003, now Pat. No. Des. 527,247.

(51) **LOC (8) Cl.** **08-05**

(52) **U.S. Cl.** **D8/381**

(58) **Field of Classification Search** D8/381,
D8/380, 373, 363; D25/119-125; 248/245,
248/247, 250

See application file for complete search history.

(56) **References Cited**

U.S. PATENT DOCUMENTS

D198,471 S * 6/1964 Rankin, Jr. D8/381
D201,673 S * 7/1965 Stevens D25/119

D202,779 S * 11/1965 Rosenbaum D8/377
D215,697 S * 10/1969 Toder D8/377
D266,143 S * 9/1982 Smith D8/377
D270,188 S * 8/1983 Whitehouse D25/119
4,886,236 A * 12/1989 Randall 248/250
D322,255 S * 12/1991 Prados D8/380
D357,407 S * 4/1995 Pate D8/381
D459,981 S * 7/2002 Betts D8/377

* cited by examiner

Primary Examiner—Holly H. Baynham

(74) *Attorney, Agent, or Firm*—Miller Johnson

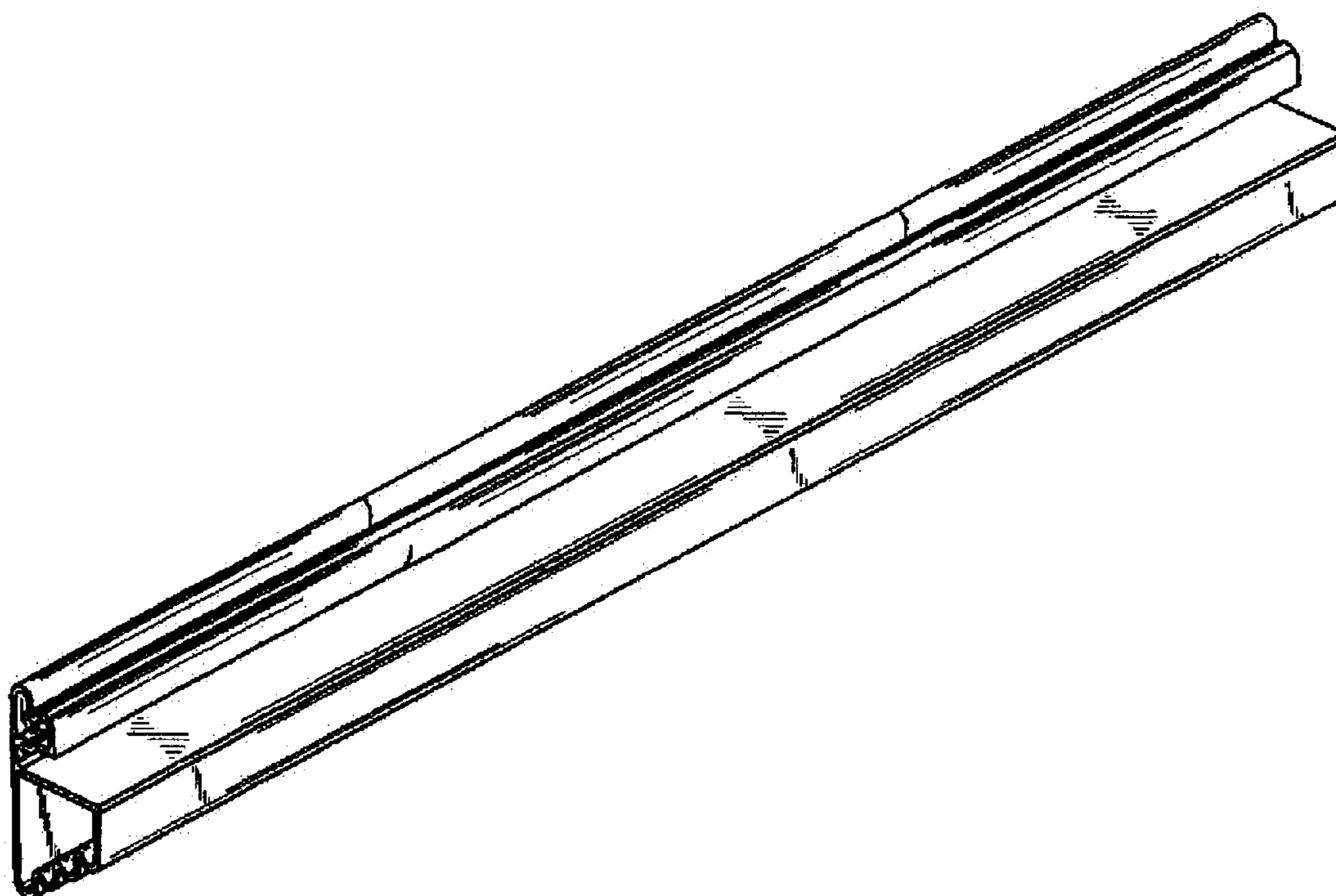
(57) **CLAIM**

The ornamental design for a glass shelf mounting bracket, as shown and described.

DESCRIPTION

FIG. 1 is a front perspective view of a glass shelf mounting bracket of the present invention;
FIG. 2 is a front elevation view of the bracket of FIG. 1;
FIG. 3 is a rear elevation view of the bracket of FIG. 1;
FIG. 4 is a top plan view of the bracket of FIG. 1;
FIG. 5 is a bottom plan view of the bracket of FIG. 1;
FIG. 6 is a left side elevation view of the bracket of FIG. 1;
and,
FIG. 7 is a right side elevation view of the bracket of FIG. 1.

1 Claim, 2 Drawing Sheets



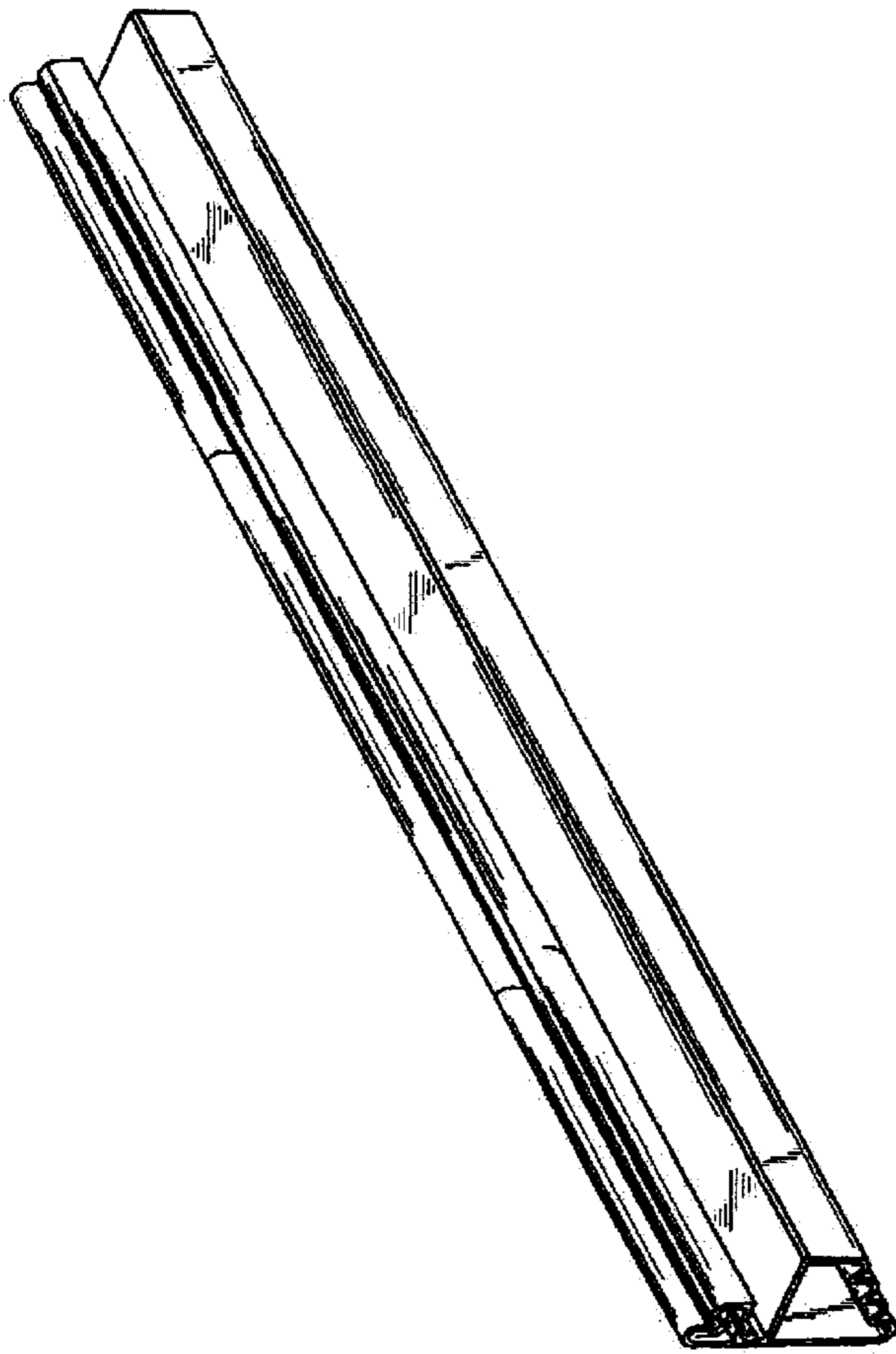


FIG. 1



FIG. 2




FIG. 3




FIG. 4



FIG. 5

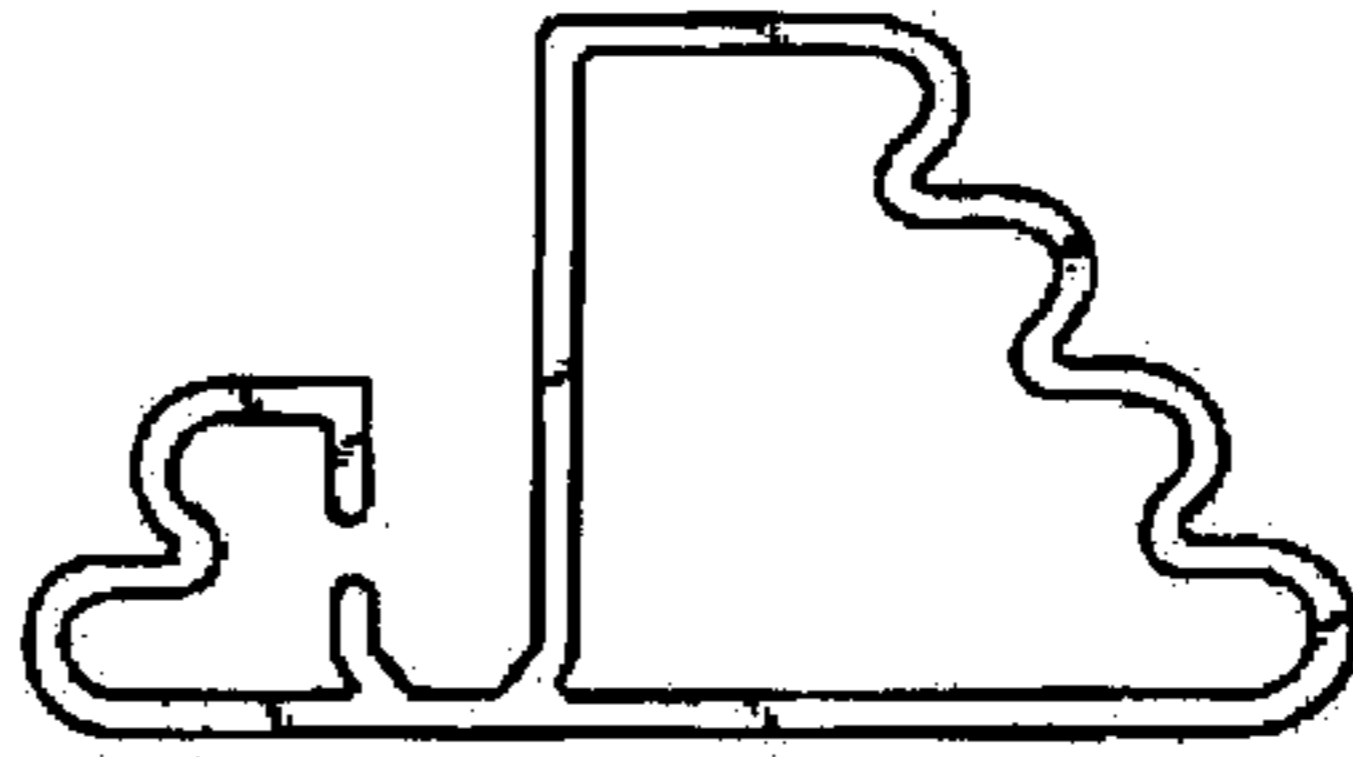


FIG. 6

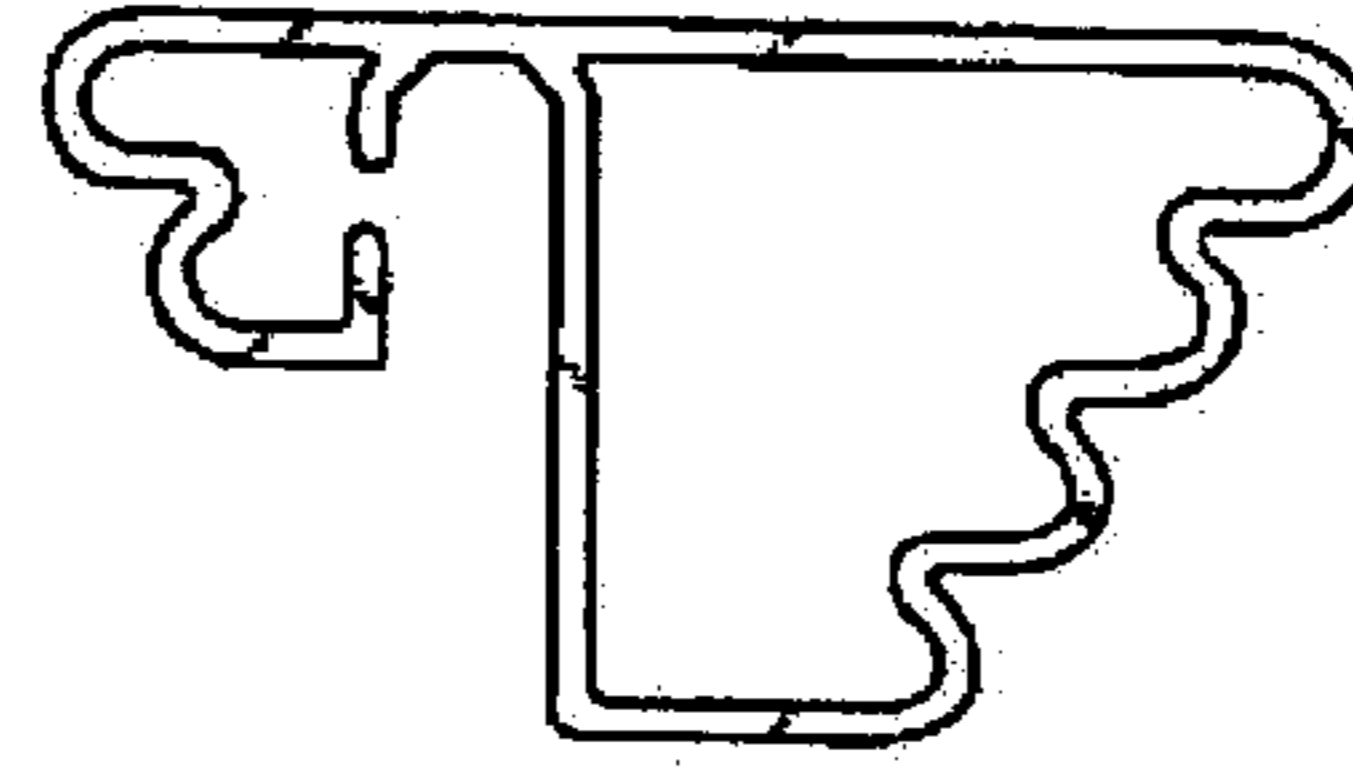


FIG. 7