



US00D537320S

(12) **United States Design Patent**
Kearns et al.

(10) **Patent No.:** **US D537,320 S**

(45) **Date of Patent:** **** Feb. 27, 2007**

(54) **LOCK**

(75) Inventors: **Dave Kearns**, Hartford, WI (US);
Mark Van Handel, Milwaukee, WI (US)

(73) Assignee: **Master Lock Company**, Oak Creek, WI (US)

(**) **Term:** **14 Years**

(21) **Appl. No.:** **29/216,788**

(22) **Filed:** **Nov. 9, 2004**

(51) **LOC (8) Cl.** **08-07**

(52) **U.S. Cl.** **D8/334; D8/346**

(58) **Field of Classification Search** D8/330,
D8/331, 334, 336, 343, 346; 70/20-26, 35,
70/51-55, 431, 443, 38 R-38 C, DIG. 43,
70/DIG. 56

See application file for complete search history.

(56) **References Cited**

U.S. PATENT DOCUMENTS

1,016,455	A	2/1912	Stone	
1,490,987	A	4/1924	Soref	
3,453,758	A	7/1969	Soref	
3,983,725	A	10/1976	Manuel	
4,224,813	A	* 9/1980	Hampton	70/51
4,226,100	A	* 10/1980	Hampton et al.	70/51
4,317,344	A	3/1982	Barnard	
D395,224	S	6/1998	Turner	
5,761,935	A	* 6/1998	Adelmeyer	70/55
D400,078	S	* 10/1998	Adelmeyer	D8/346
D402,532	S	12/1998	Turner	
D406,044	S	2/1999	Turner	

D408,262	S	*	4/1999	Liu	D8/334
D423,324	S		4/2000	Liu		
D442,059	S		5/2001	Turner		
6,539,754	B1		4/2003	Fang		
D484,391	S		12/2003	Hackbarth et al.		

OTHER PUBLICATIONS

Master Lock, No. 1 Padlocks Product Description, Master Lock web site.

Master Lock, No. 5 Padlocks Product Description, Master Lock web site.

* cited by examiner

Primary Examiner—Prabhakar Deshmukh

(74) *Attorney, Agent, or Firm*—Calfee, Halter, & Griswold LLP

(57) **CLAIM**

The ornamental design for a lock, as shown and described.

DESCRIPTION

FIG. 1 is a perspective view of a lock showing our new design;

FIG. 2 is a top view of the lock shown in FIG. 1;

FIG. 3 is a front view of the lock shown in FIG. 1, the back view being a mirror image;

FIG. 4 is a side view of the lock shown in FIG. 1, the other side being a mirror image; and,

FIG. 5 is a bottom view of the lock shown in FIG. 1.

The broken lines, which define the bounds of the claimed design form no part thereof. The broken lines environmental are for illustrative purpose only and form no part pf the claimed design.

1 Claim, 1 Drawing Sheet

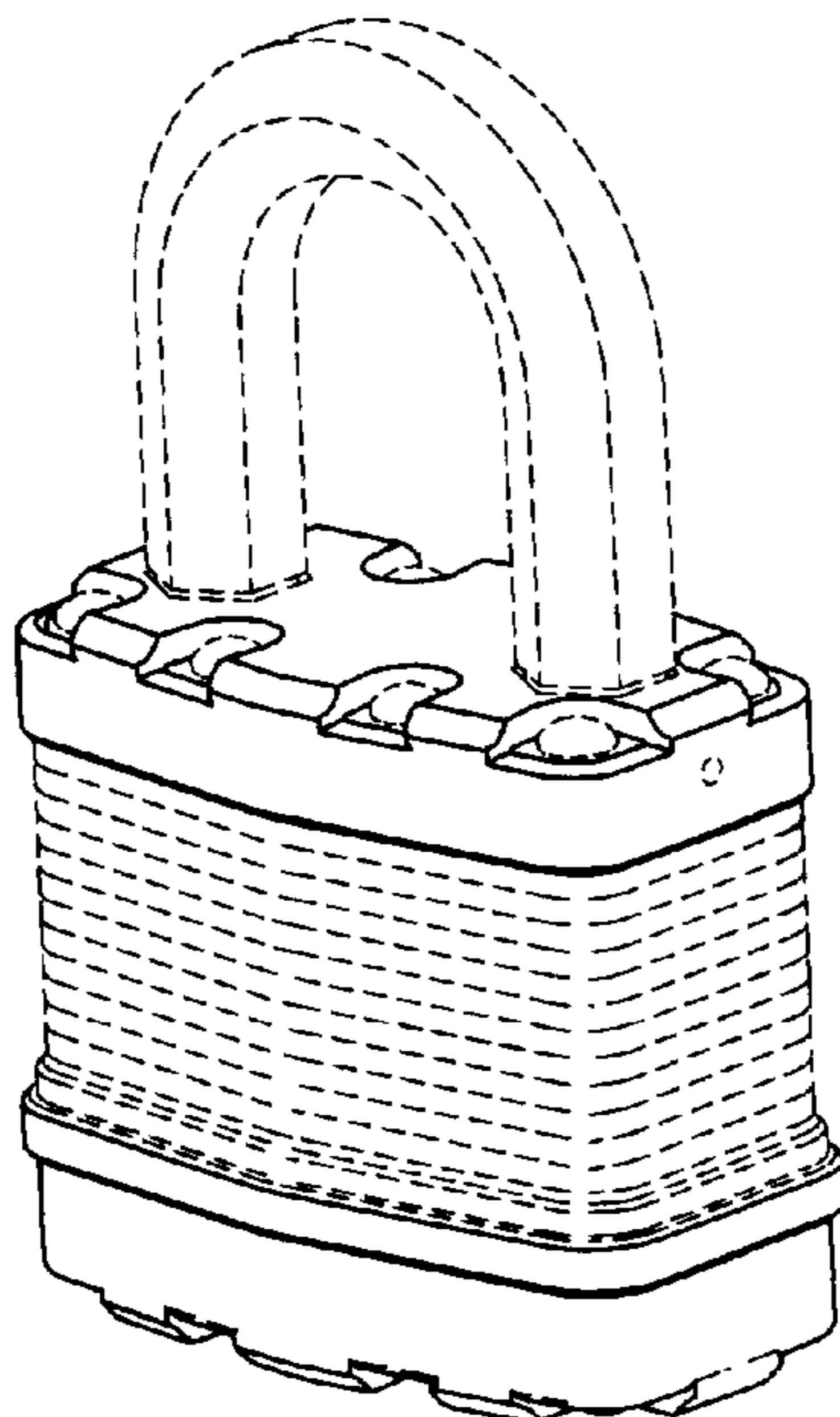


FIG. 1

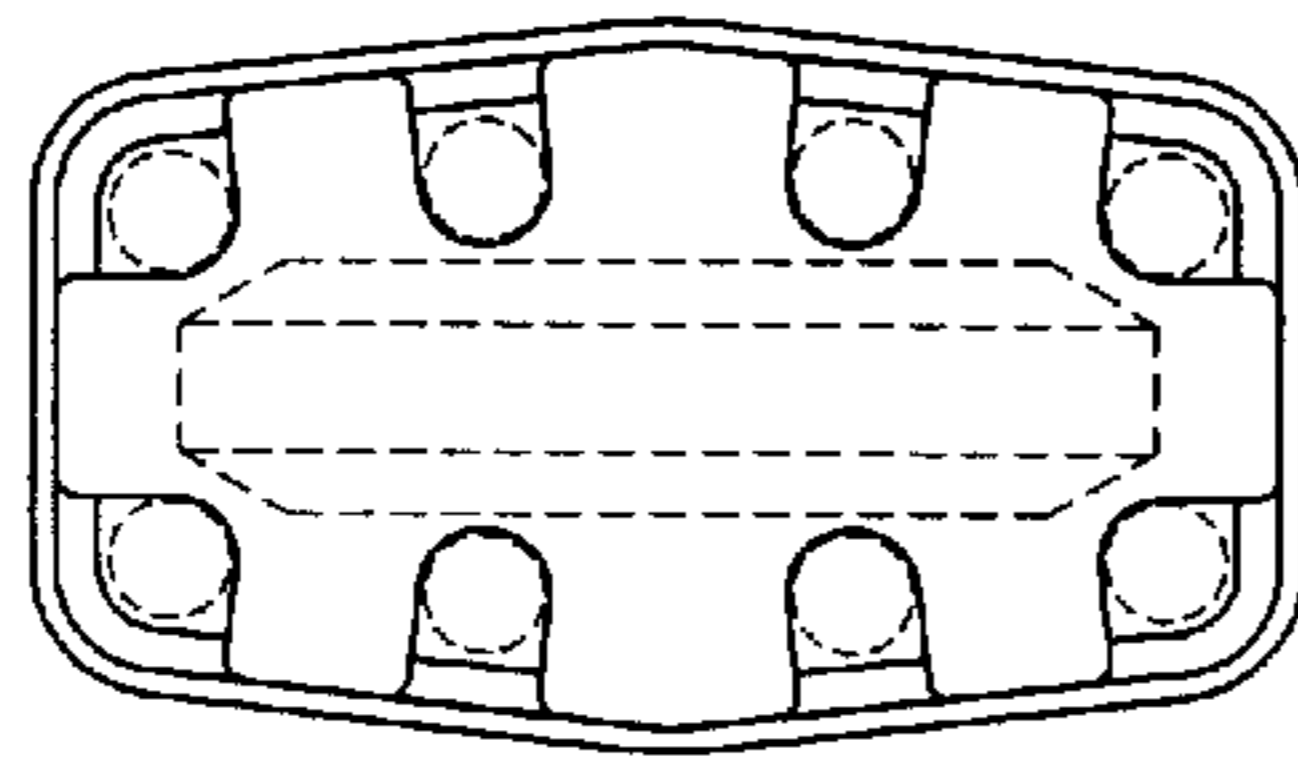
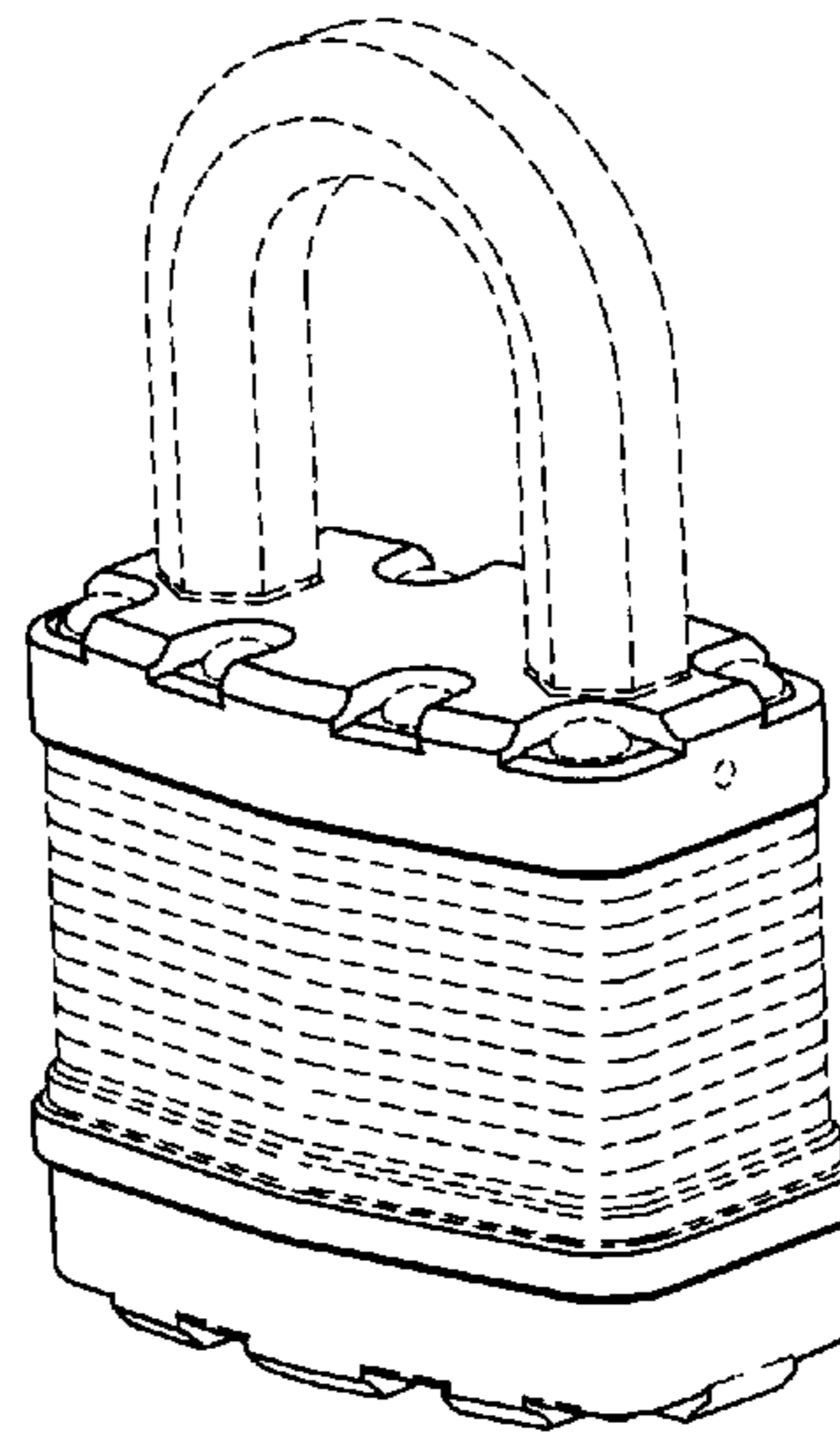


FIG. 2

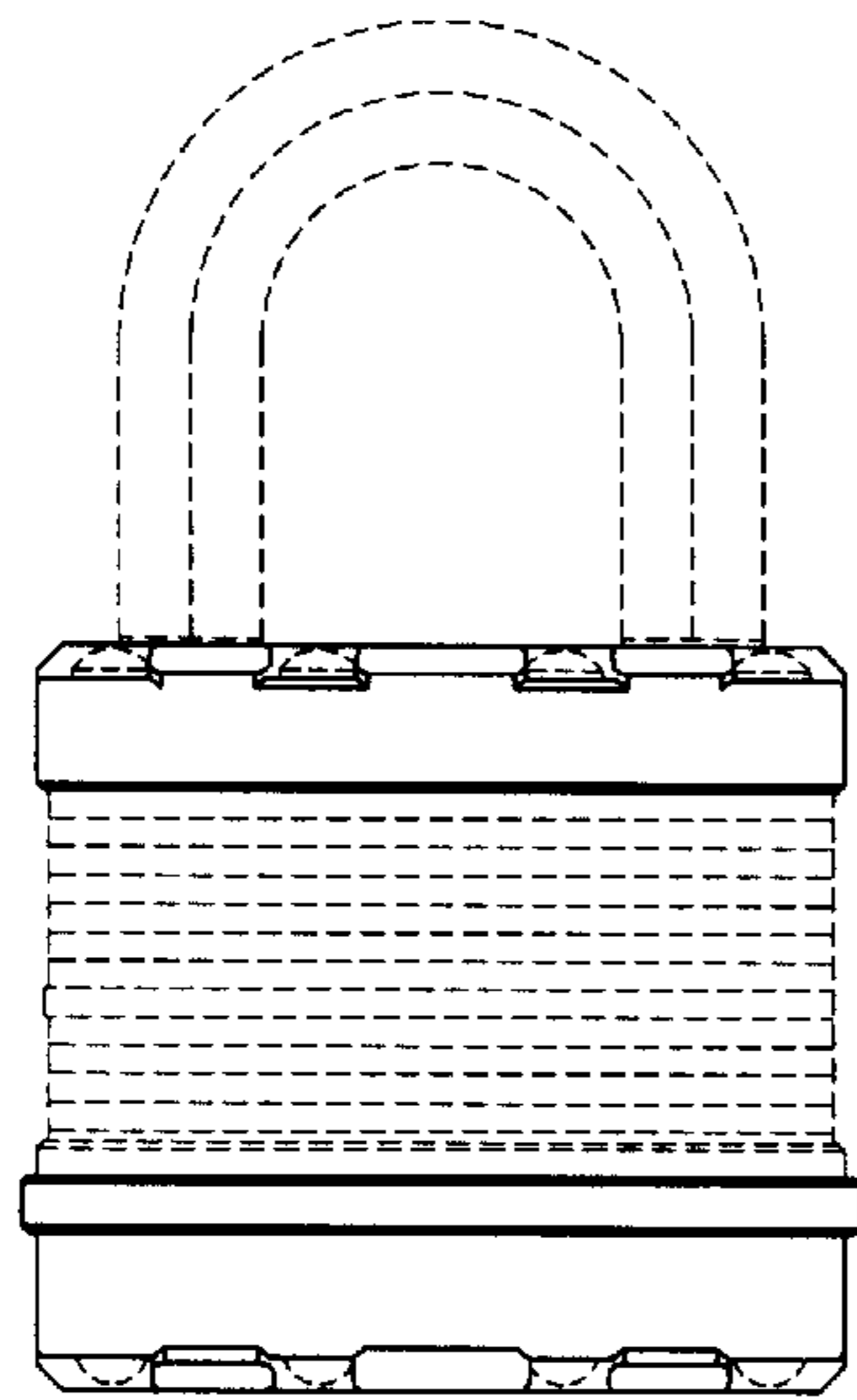


FIG. 3

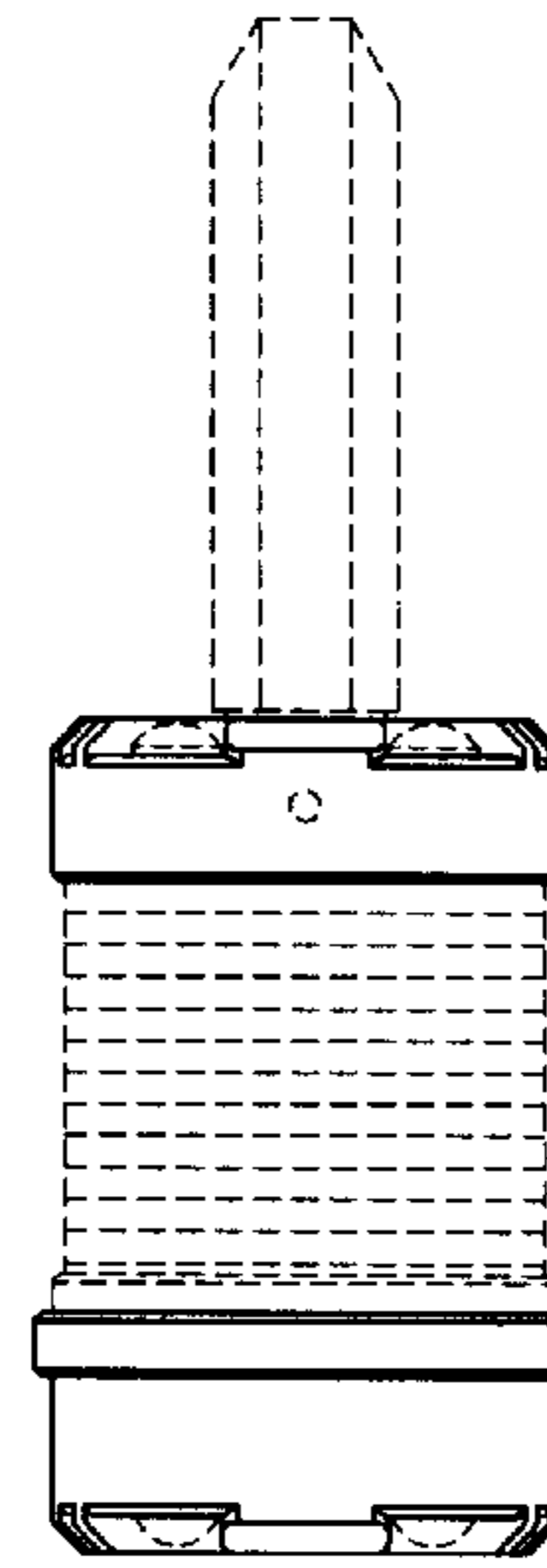


FIG. 4

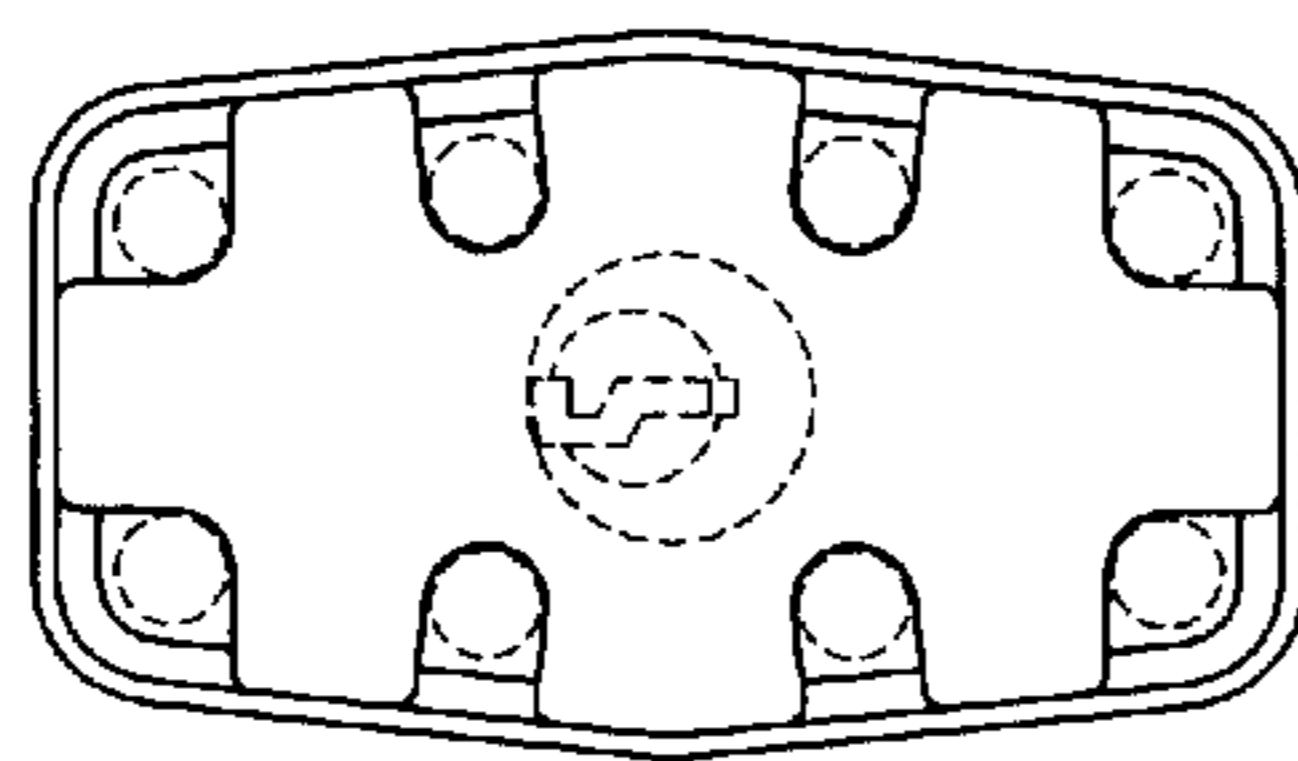


FIG. 5