



US00D537312S

(12) **United States Design Patent**  
**Nenadich et al.**

(10) **Patent No.:** **US D537,312 S**

(45) **Date of Patent:** **\*\* Feb. 27, 2007**

(54) **HAIR CUTTING SHEAR**

(75) Inventors: **Stephen M. Nenadich**, Redlands, CA (US); **Donald L. Shedrow**, Charlotte, NC (US)

(73) Assignee: **International Consulting Associates, Inc.**, Redlands, CA (US)

(\*\*) Term: **14 Years**

(21) Appl. No.: **29/242,634**

(22) Filed: **Nov. 12, 2005**

(51) **LOC (8) Cl.** ..... **08-03**

(52) **U.S. Cl.** ..... **D8/57**

(58) **Field of Classification Search** ..... D8/56-58;  
D24/148; 30/120, 145, 194-195, 229-230,  
30/232, 248, 254, 257-262, 298; 606/174  
See application file for complete search history.

(56) **References Cited**

**U.S. PATENT DOCUMENTS**

D180,578 S \* 7/1957 Briskman ..... D8/57  
3,257,723 A \* 6/1966 Cercone ..... 30/195

D243,650 S \* 3/1977 Hayashi ..... D8/55  
4,170,064 A \* 10/1979 Senk ..... 30/195  
5,109,608 A \* 5/1992 Pracht ..... 30/341  
D338,604 S \* 8/1993 Ramsey ..... D8/57  
5,469,624 A \* 11/1995 Brenton et al. .... 30/232  
6,385,851 B2 \* 5/2002 Yeh ..... 30/195

\* cited by examiner

*Primary Examiner*—Pamela J. Burgess

(74) *Attorney, Agent, or Firm*—Steven N. Fox, Esq.

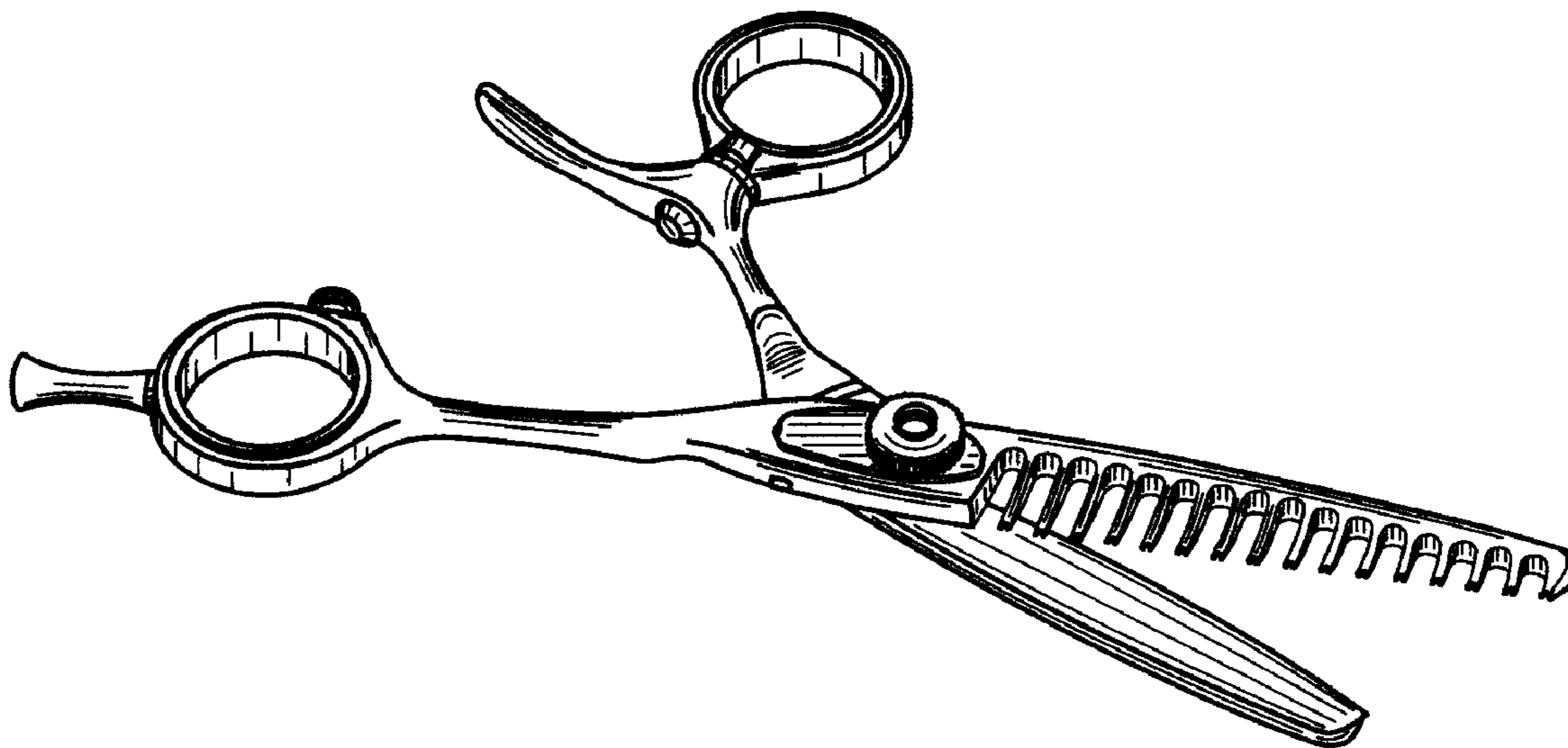
(57) **CLAIM**

The ornamental design for a “hair cutting shear,” as shown and described.

**DESCRIPTION**

FIG. 1 is a perspective view of the design according to the present invention;  
FIG. 2 is a front view of the present invention;  
FIG. 3 is a bottom view of the present invention;  
FIG. 4 is a side view of the present invention;  
FIG. 5 is a rear view of the present invention;  
FIG. 6 is a side view of the present invention; and,  
FIG. 7 is a top view of the present invention.

**1 Claim, 2 Drawing Sheets**



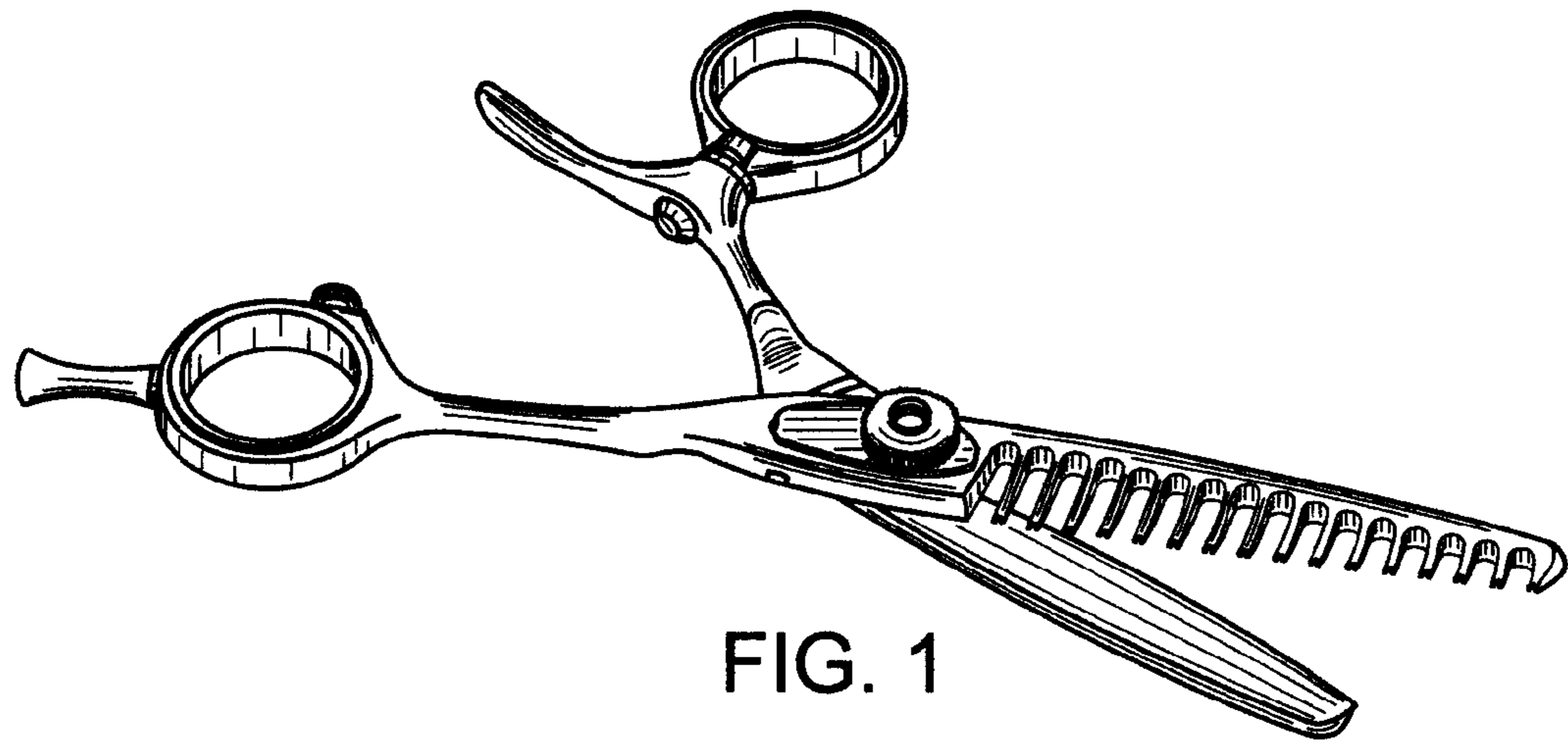


FIG. 1

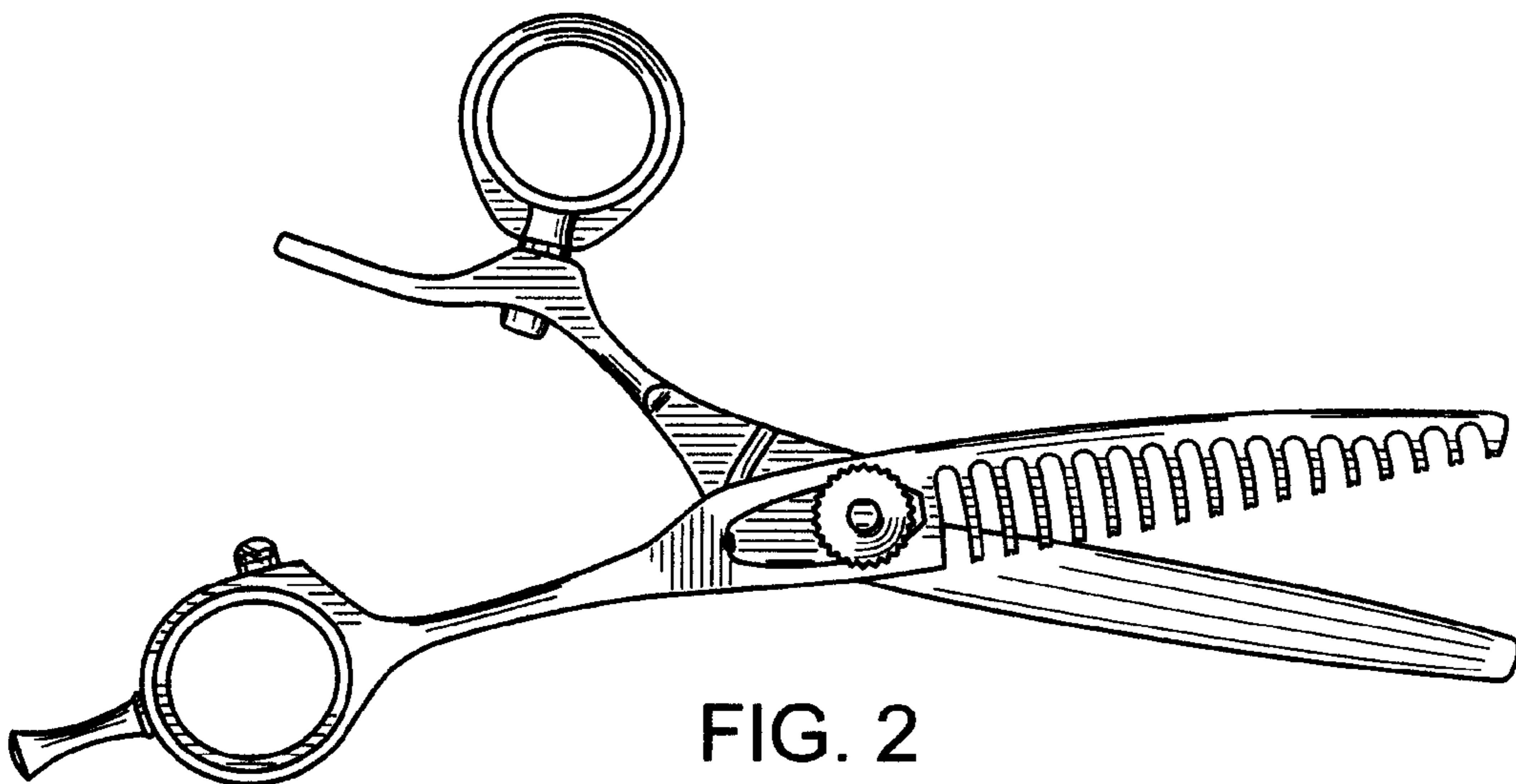


FIG. 2



FIG. 3



FIG. 4

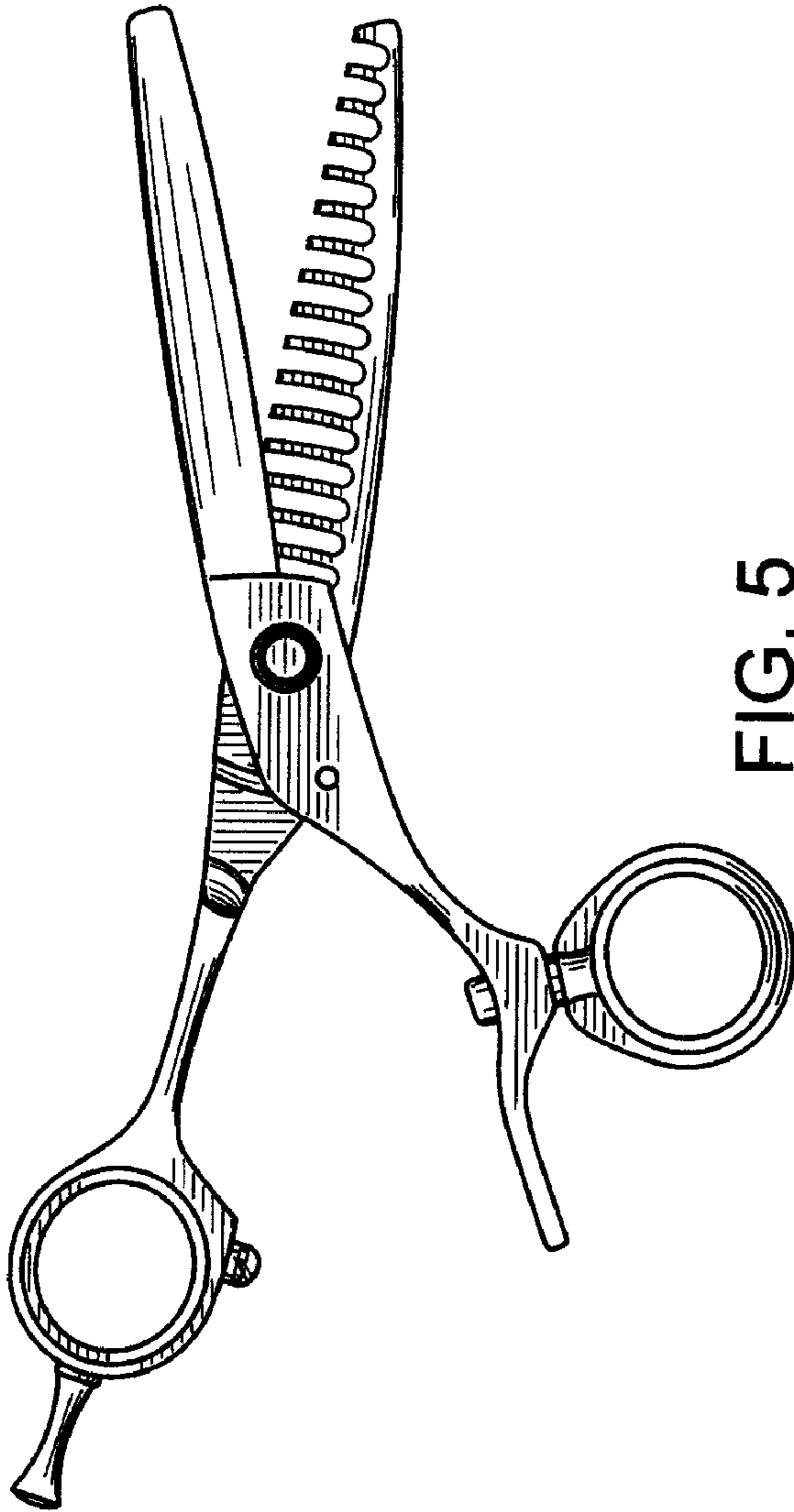


FIG. 5



FIG. 6



FIG. 7