



US00D537309S

(12) **United States Design Patent**
Wang

(10) **Patent No.:** **US D537,309 S**

(45) **Date of Patent:** **** Feb. 27, 2007**

(54) **NEEDLE NOSE PLIERS**

(76) **Inventor:** **Scott Wang**, 830 SW. 34th St., Suite H,
Renton, WA (US) 98055-4815

(**) **Term:** **14 Years**

(21) **Appl. No.:** **29/255,043**

(22) **Filed:** **Mar. 2, 2006**

(51) **LOC (8) Cl.** **08-05**

(52) **U.S. Cl.** **D8/52; D8/55**

(58) **Field of Classification Search** D8/52-58,
D8/105, 107; 81/303-305, 309, 311, 342,
81/415-419, 424.5, 367, 370, 380, 390, 486,
81/489; 7/127-135, 167-168, 165, 118-120
See application file for complete search history.

(56) **References Cited**

U.S. PATENT DOCUMENTS

D260,132 S	*	8/1981	Shaffer	D8/52
D272,984 S	*	3/1984	Shaffer	D8/52
D405,333 S	*	2/1999	Wrigley	D8/52
D406,031 S	*	2/1999	Toshima	D8/52
6,105,189 A	*	8/2000	Nabors et al.	7/128
6,223,374 B1	*	5/2001	Lin	7/127

D448,637 S	*	10/2001	Yeh	D8/55
D470,734 S	*	2/2003	Budrow	D8/55
6,513,198 B2	*	2/2003	Lu	16/431
6,941,846 B2	*	9/2005	Hsien	81/427.5
2002/0023524 A1	*	2/2002	Lowe et al.	81/427.5

* cited by examiner

Primary Examiner—Pamela J. Burgess

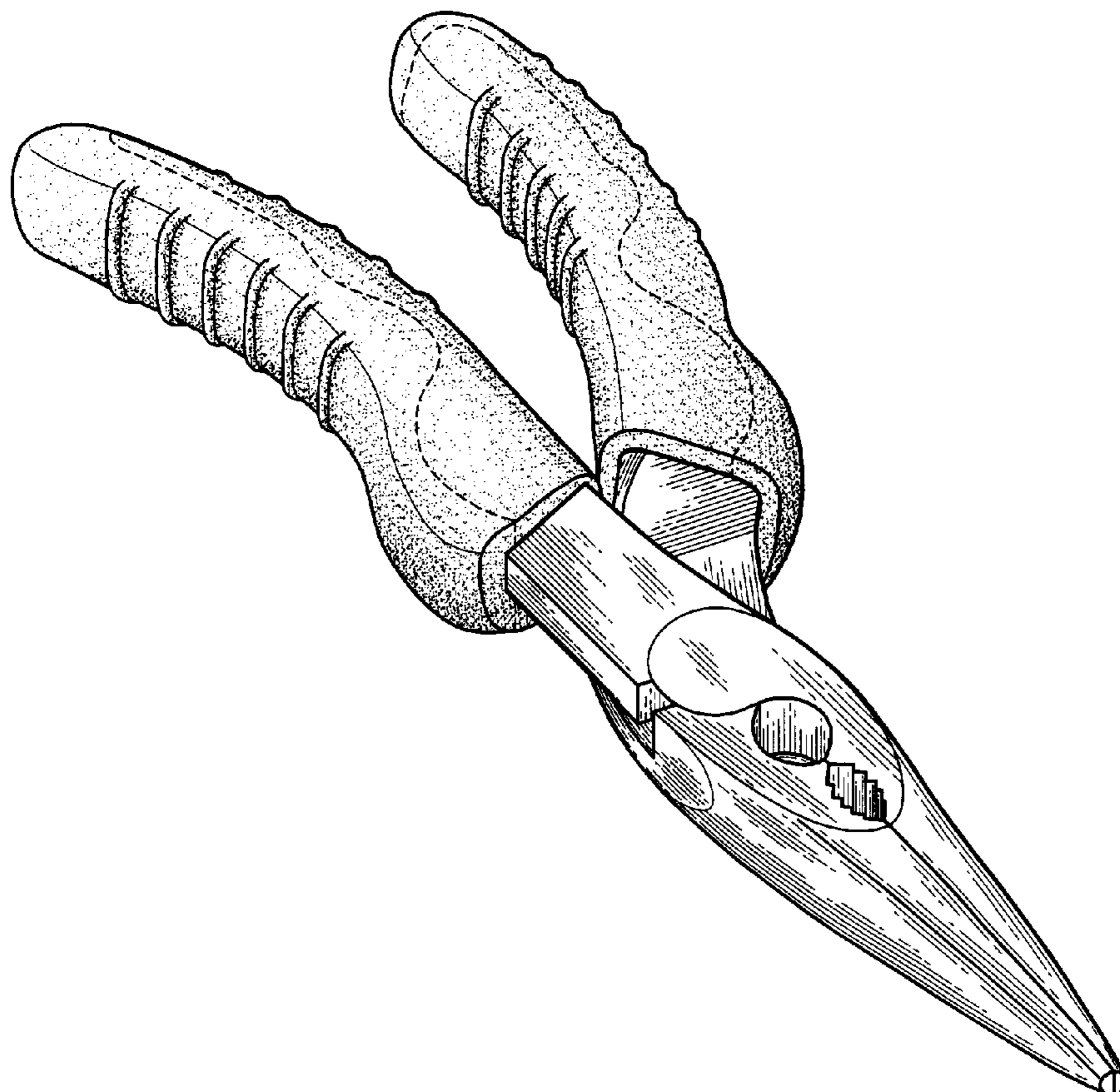
(57) **CLAIM**

The ornamental design for a needle nose pliers, as illustrated and described.

DESCRIPTION

FIG. 1 is a perspective view of a set of needle nose pliers showing the new design;
FIG. 2 is a side view of the needle nose pliers design shown in FIG. 1;
FIG. 3 is a side view of the needle nose pliers design shown in FIG. 1 and 2, but looking at the opposite side;
FIG. 4 is a top view of the needle nose pliers design shown in FIG. 1-3; and,
FIG. 5 is a bottom view of the needle nose pliers design shown in FIG. 1-4, but looking at the opposite side from FIG. 4.

1 Claim, 4 Drawing Sheets



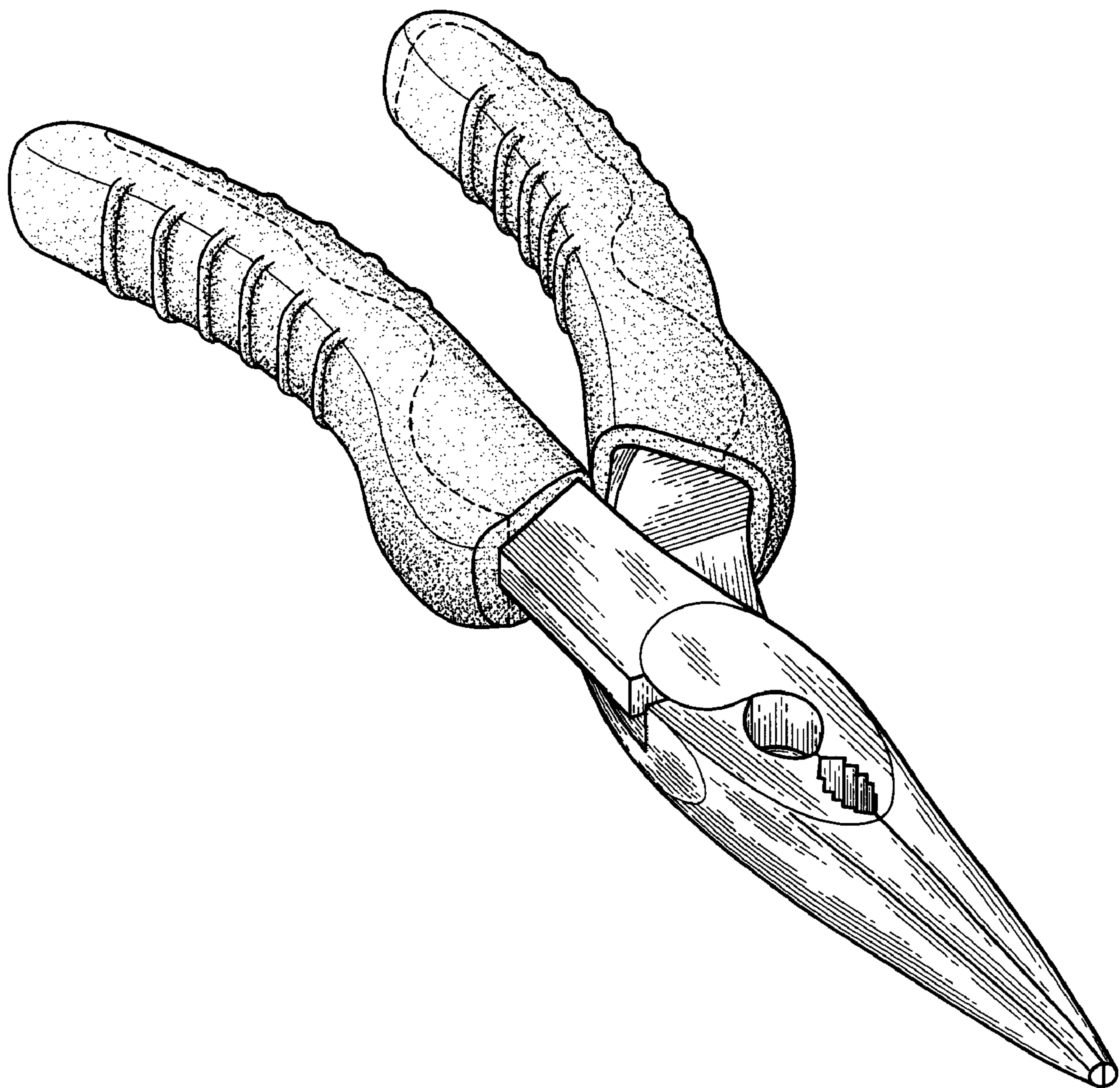


Fig. 1

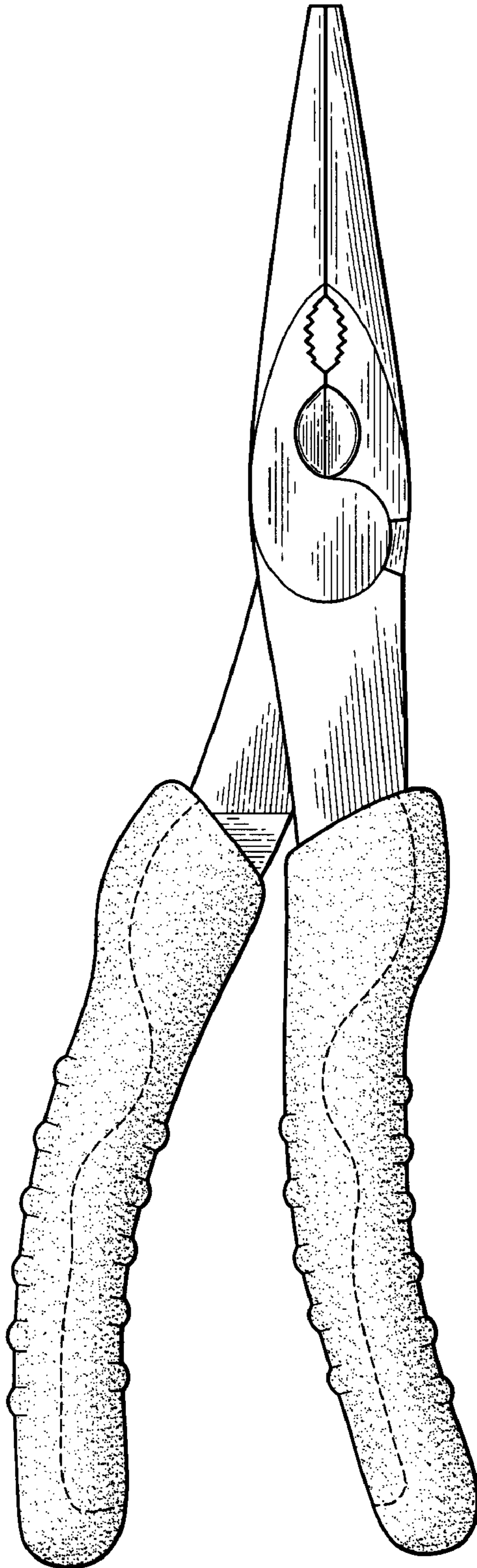


Fig. 2

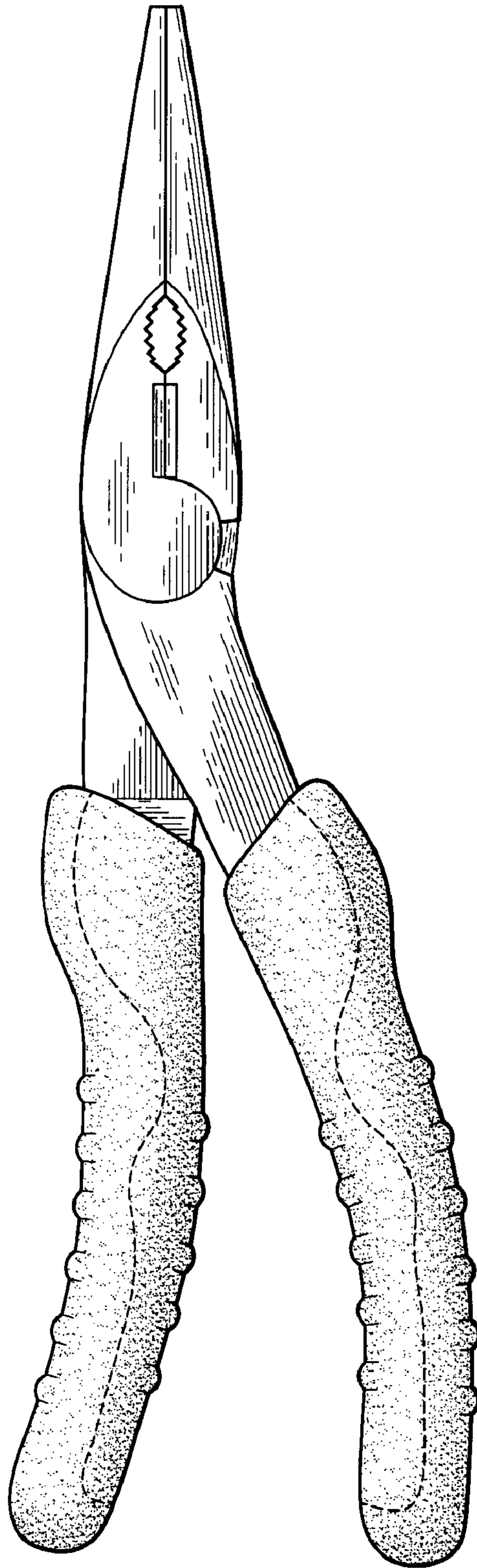


Fig. 3

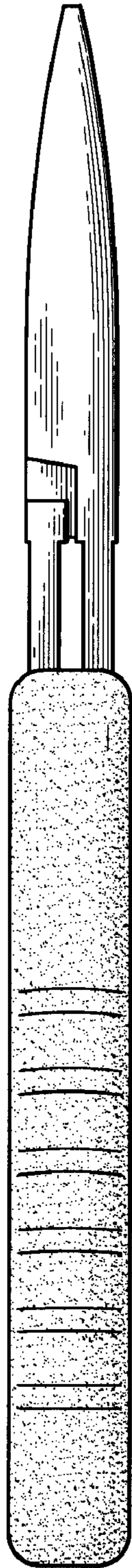


Fig. 4

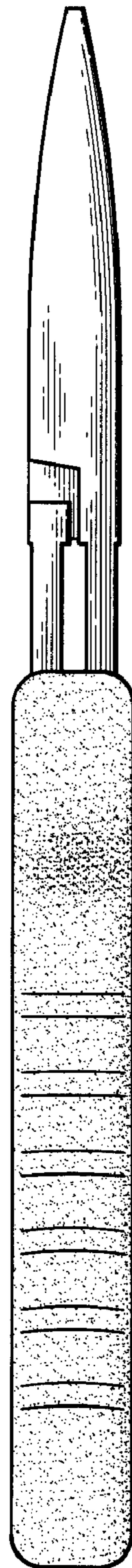


Fig. 5