



US00D537299S

(12) **United States Design Patent**  
**Mason**

(10) **Patent No.:** **US D537,299 S**

(45) **Date of Patent:** **\*\* Feb. 27, 2007**

(54) **COMBINATION WHEEL CHART AND COASTER**

4,978,566 A \* 12/1990 Scheurer et al. .... 428/157  
5,118,110 A \* 6/1992 Jones ..... 273/141 R  
D375,230 S \* 11/1996 Bezella ..... D7/624.1  
D439,805 S \* 4/2001 Krohn ..... D7/624.1

(76) Inventor: **Jeromy Mason**, 4303 Jefferson Square Ct., Decatur, GA (US) 30030

\* cited by examiner

(\*\*) Term: **14 Years**

*Primary Examiner*—Terry A. Wallace  
(74) *Attorney, Agent, or Firm*—Rodgers & Rodgers

(21) Appl. No.: **29/244,138**

(22) Filed: **Dec. 7, 2005**

(57) **CLAIM**

(51) **LOC (8) Cl.** ..... **07-06**

The ornamental design for a combination wheel chart and coaster, as shown.

(52) **U.S. Cl.** ..... **D7/624.1**

(58) **Field of Classification Search** ..... D7/619.1–625;  
D21/308, 360, 369; 248/346.01, 346.11;  
215/392–394

**DESCRIPTION**

See application file for complete search history.

FIG. 1 is a top plan view of a combination wheel chart and coaster showing my new design;  
FIG. 2 is a side elevational view thereof; and,  
FIG. 3 is a bottom plan view thereof.

(56) **References Cited**

**U.S. PATENT DOCUMENTS**

2,004,166 A \* 6/1935 Low ..... 248/346.11

**1 Claim, 1 Drawing Sheet**

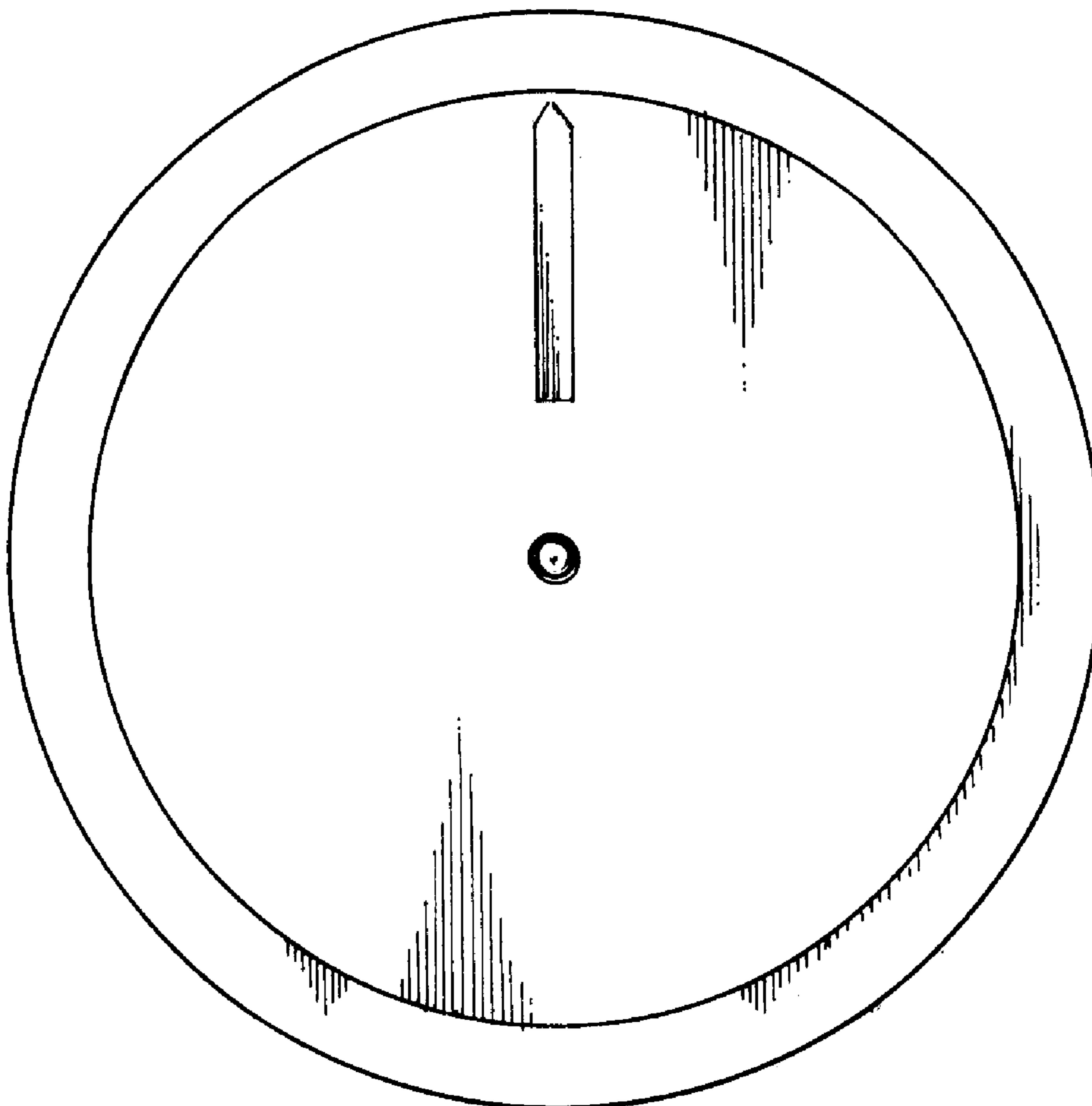


FIG. 1

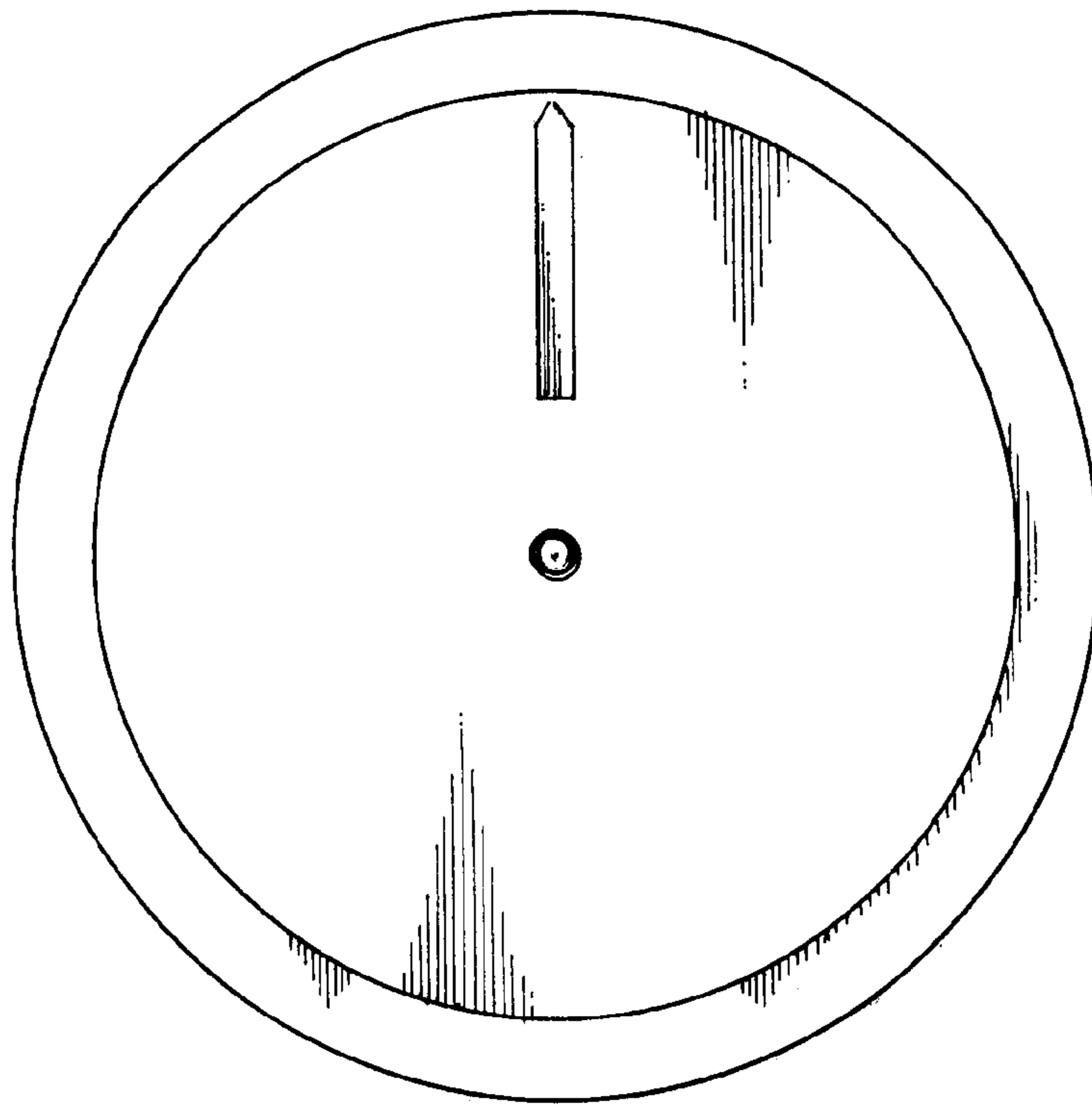


FIG. 2

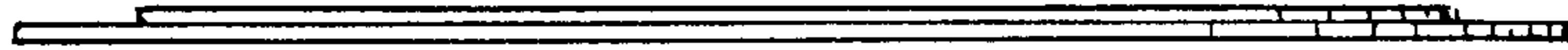


FIG. 3

