



US00D537259S

(12) **United States Design Patent**
Hosoe

(10) **Patent No.:** **US D537,259 S**

(45) **Date of Patent:** **** Feb. 27, 2007**

(54) **SEPARATION SCREEN**

(75) Inventor: **Isao Hosoe**, Milan (IT)

(73) Assignee: **Steelcase SA**, Strasbourg (FR)

(**) Term: **14 Years**

(21) Appl. No.: **29/258,268**

(22) Filed: **Apr. 19, 2006**

Related U.S. Application Data

(62) Division of application No. 29/203,804, filed on Apr. 20, 2004, now Pat. No. Des. 524,062.

(30) **Foreign Application Priority Data**

Oct. 24, 2003 (EP) 90998-002
Oct. 24, 2003 (EP) 90998-003
Oct. 24, 2003 (EP) 90998-001

(51) **LOC (8) Cl.** **06-06**

(52) **U.S. Cl.** **D6/332**

(58) **Field of Classification Search** D6/332,
D6/421; D3/5; D21/837; 43/1; 135/87, 99,
135/901, 902, 908

See application file for complete search history.

(56) **References Cited**

U.S. PATENT DOCUMENTS

114,754 A * 5/1871 Smith 74/665 H
603,878 A * 5/1898 Hinman 40/497
890,886 A * 6/1908 Woelz 40/493
1,409,609 A * 3/1922 Stockle 135/96

D142,501 S * 10/1945 Sherr D6/301
D217,259 S * 4/1970 Cohn D6/332
4,068,673 A * 1/1978 Bernardi 160/22
4,082,102 A * 4/1978 Heuer 135/95
D255,186 S * 6/1980 Hupalowsky D6/458
4,836,232 A * 6/1989 De Rosa et al. 135/99
5,235,772 A * 8/1993 Mendick, Jr. 43/1
D371,247 S * 7/1996 Spielvogel D6/332
5,579,797 A * 12/1996 Rogers 135/90
D393,379 S * 4/1998 Alber D6/454
6,202,659 B1 * 3/2001 Sachs 135/20.1
D450,465 S * 11/2001 Overthun et al. D6/332
D457,017 S * 5/2002 Muller D6/492
D458,040 S * 6/2002 Stannis et al. D6/332
6,422,252 B1 * 7/2002 Pilz et al. 135/98
6,431,192 B2 * 8/2002 O'Hare 135/125
D468,131 S * 1/2003 Weichert D6/454

* cited by examiner

Primary Examiner—Sandra S. Snapp

(74) *Attorney, Agent, or Firm*—Price, Heneveld, Cooper, DeWitt & Litton, LLP

(57) **CLAIM**

The ornamental design for a separation screen, as shown and described.

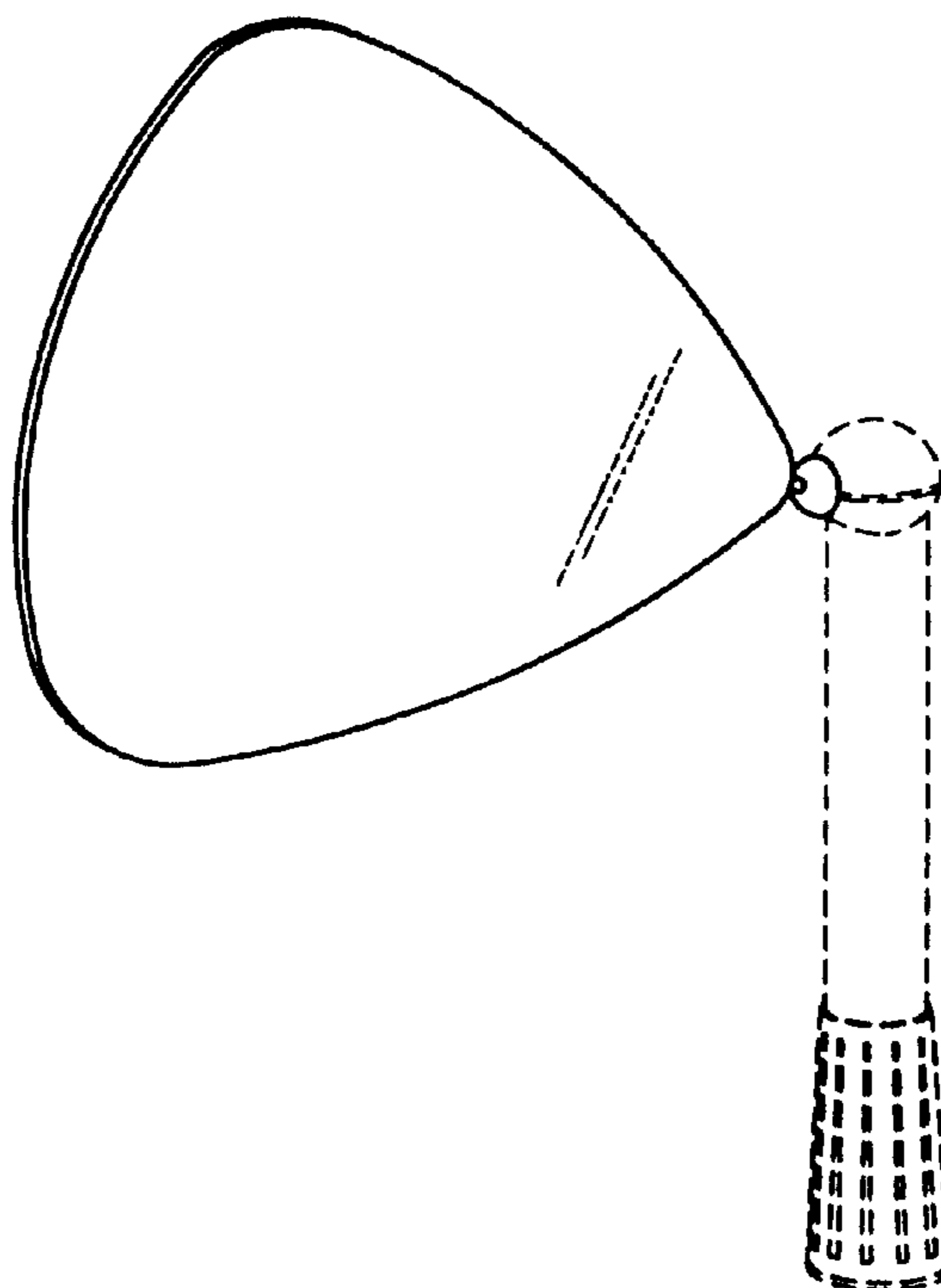
DESCRIPTION

FIG. 1 is a front perspective view of a separation screen, showing my new design; and,

FIG. 2 is a perspective view thereof.

The broken lines are for illustrative purposes only and form no part of the claimed design.

1 Claim, 2 Drawing Sheets



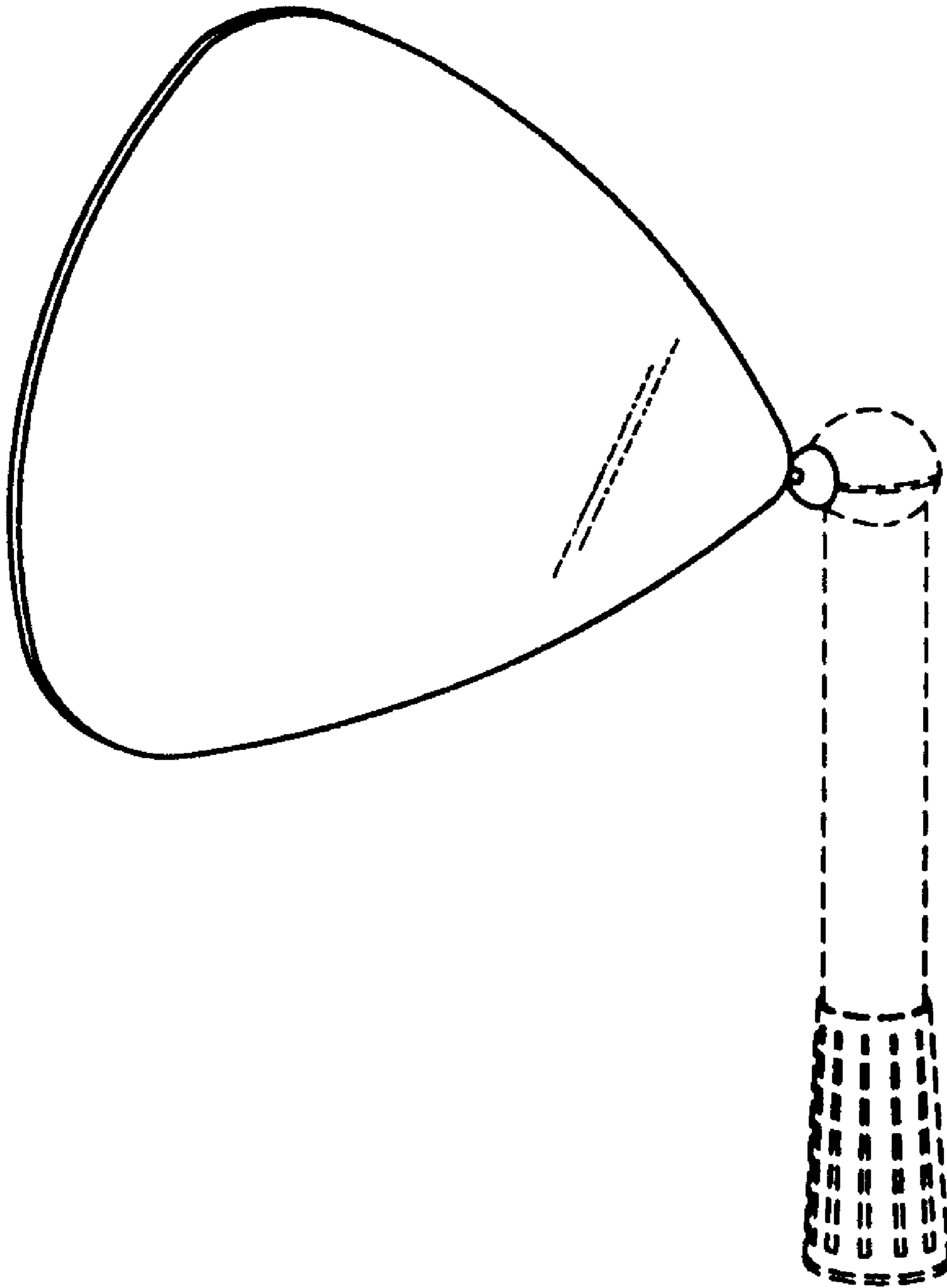


FIG. 1

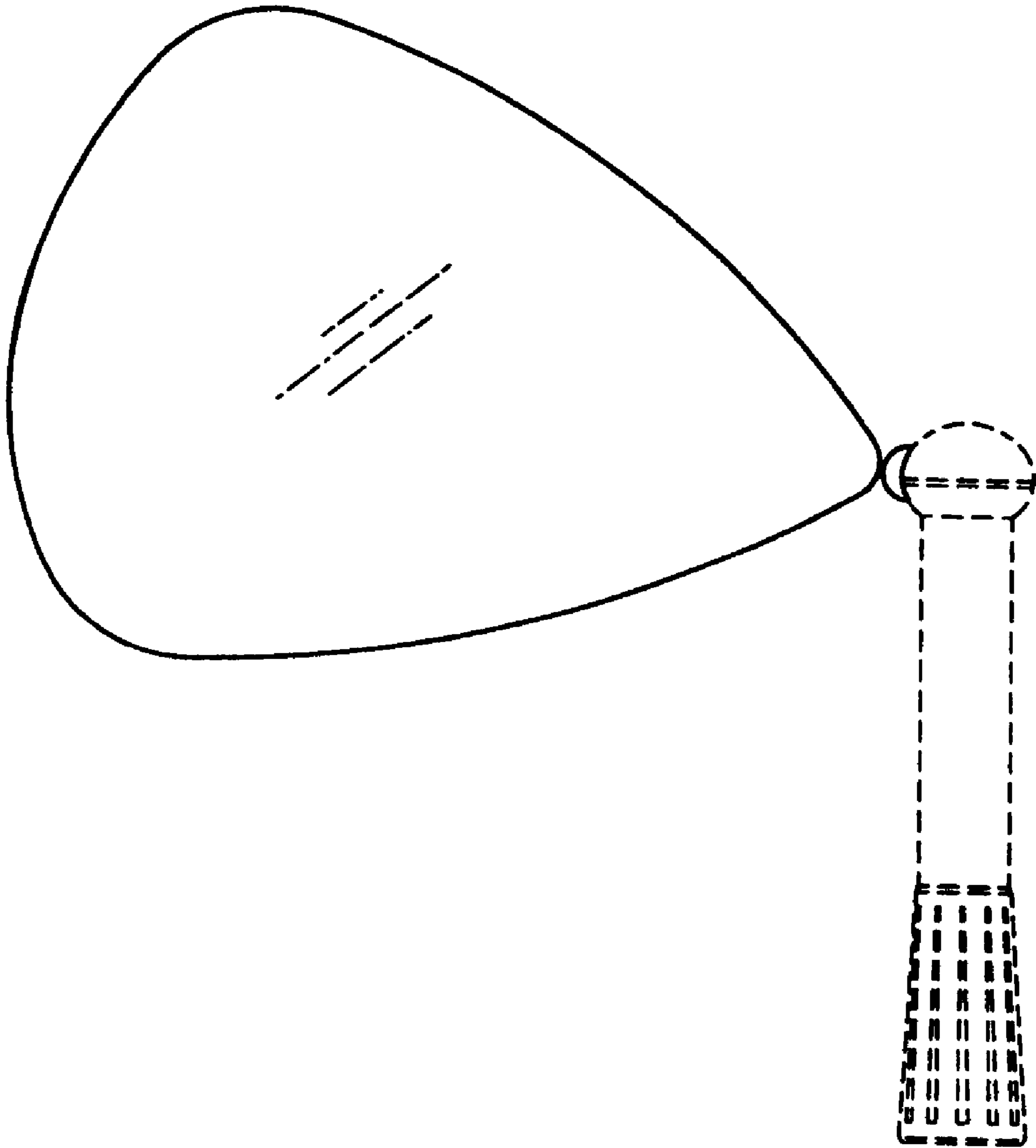


FIG. 2