



US00D537258S

(12) **United States Design Patent**  
**Hosoe**

(10) **Patent No.:** **US D537,258 S**

(45) **Date of Patent:** **\*\* Feb. 27, 2007**

(54) **SEPARATION SCREEN**

(75) Inventor: **Isao Hosoe**, Milan (IT)

(73) Assignee: **Steelcase SA**, Strasbourg (FR)

(\*\*) Term: **14 Years**

(21) Appl. No.: **29/258,267**

(22) Filed: **Apr. 19, 2006**

**Related U.S. Application Data**

(62) Division of application No. 29/203,804, filed on Apr. 20, 2004, now Pat. No. Des. 524,062.

(30) **Foreign Application Priority Data**

Oct. 24, 2003 (EP) ..... 90998-002  
Oct. 24, 2003 (EP) ..... 90998-003  
Oct. 24, 2003 (EP) ..... 90998-001

(51) **LOC (8) Cl.** ..... **06-06**

(52) **U.S. Cl.** ..... **D6/332**

(58) **Field of Classification Search** ..... D6/332,  
D6/421; D3/5; D21/837; 43/1; 135/87, 99,  
135/901, 902, 908

See application file for complete search history.

(56) **References Cited**

**U.S. PATENT DOCUMENTS**

114,754 A \* 5/1871 Smith ..... 74/665 H  
603,878 A \* 5/1898 Hinman ..... 40/497  
890,886 A \* 6/1908 Woelz ..... 40/493  
1,409,609 A \* 3/1922 Stockle ..... 135/96  
D142,501 S \* 10/1945 Sherr ..... D6/301

D217,259 S \* 4/1970 Cohn ..... D6/332  
4,068,673 A \* 1/1978 Bernardi ..... 160/22  
4,082,102 A \* 4/1978 Heuer ..... 135/95  
D255,186 S \* 6/1980 Hupalowsky ..... D6/458  
4,836,232 A \* 6/1989 De Rosa et al. .... 135/99  
5,235,772 A \* 8/1993 Mendick, Jr. .... 43/1  
D371,247 S \* 7/1996 Spielvogel ..... D6/332  
5,579,797 A \* 12/1996 Rogers ..... 135/90  
D393,379 S \* 4/1998 Alber ..... D6/454  
6,202,659 B1 \* 3/2001 Sachs ..... 135/20.1  
D450,465 S \* 11/2001 Overthun et al. .... D6/332  
D457,017 S \* 5/2002 Muller ..... D6/492  
D458,040 S \* 6/2002 Stannis et al. .... D6/332  
6,422,252 B1 \* 7/2002 Pilz et al. .... 135/98  
6,431,192 B2 \* 8/2002 O'Hare ..... 135/125  
D468,131 S \* 1/2003 Weichert ..... D6/454

\* cited by examiner

*Primary Examiner*—Sandra S. Snapp

(74) *Attorney, Agent, or Firm*—Price, Heneveld, Cooper,  
DeWitt & Litton, LLP

(57) **CLAIM**

The ornamental design for a separation screen, as shown and described.

**DESCRIPTION**

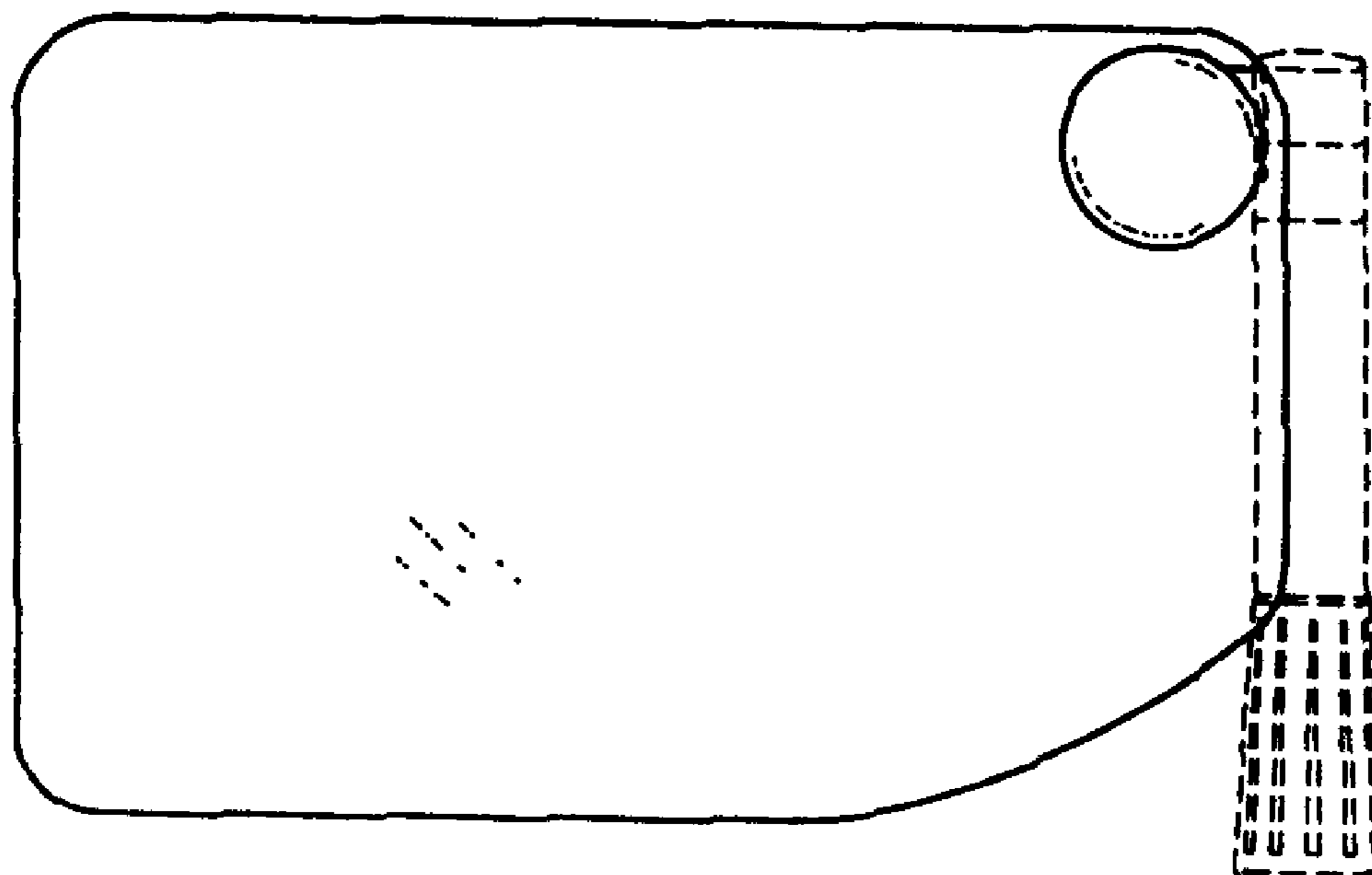
FIG. 1 is a front elevational view of a separation screen, showing my new design;

FIG. 2 is a perspective view thereof; and,

FIG. 3 is a rear elevational view thereof.

The broken lines are for illustrative purposes only and form no part of the claimed design.

**1 Claim, 3 Drawing Sheets**



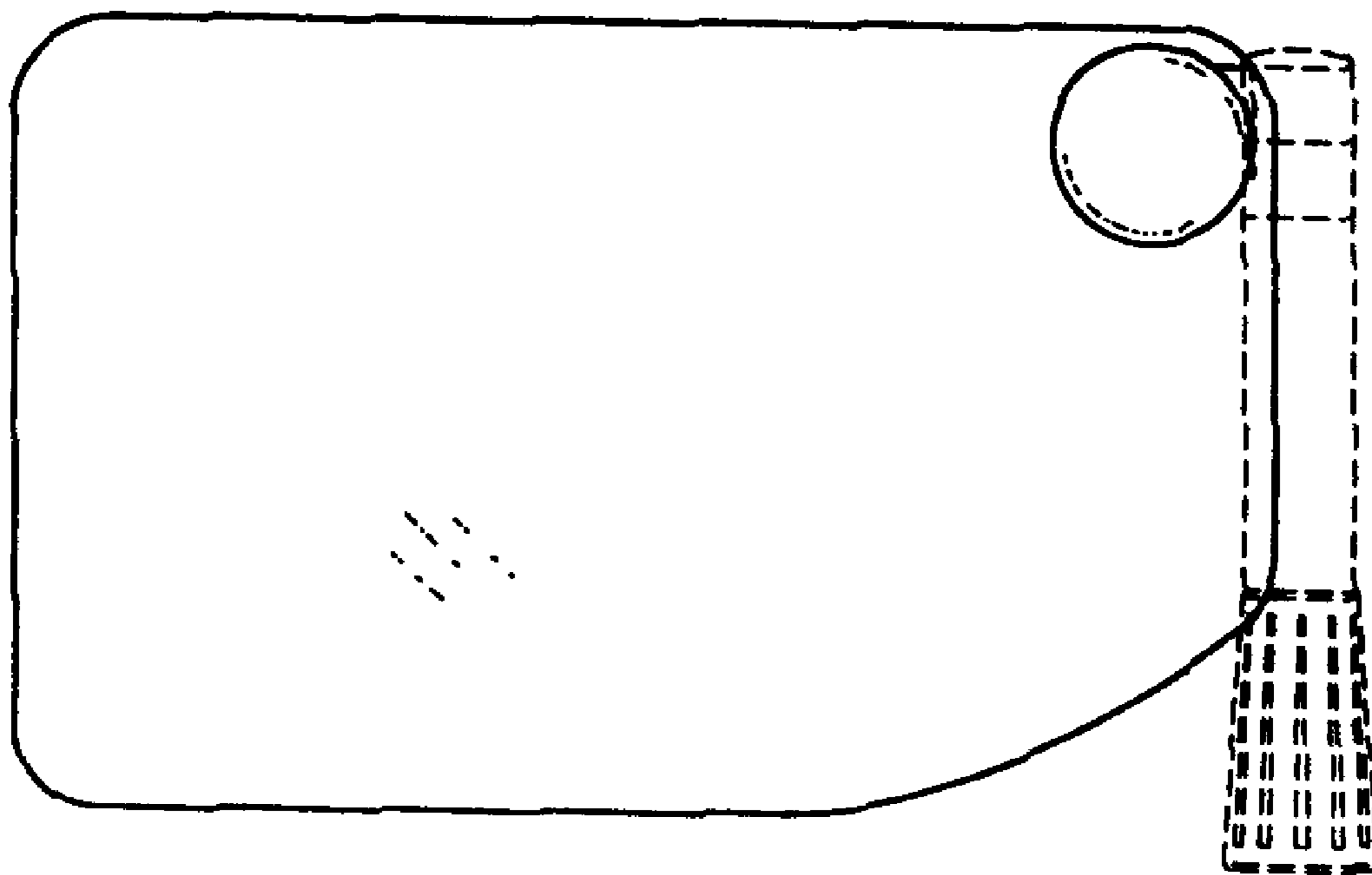


FIG. 1

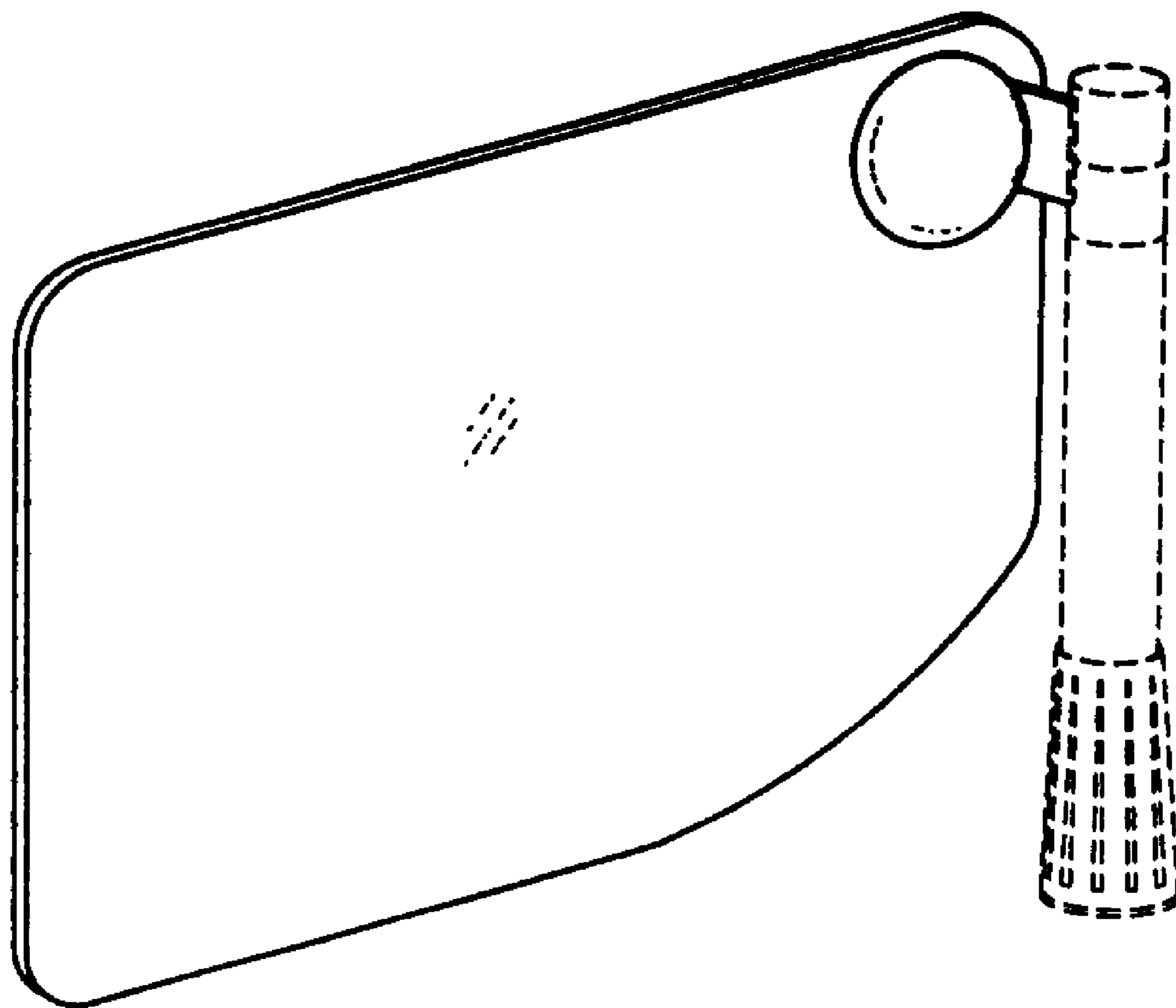
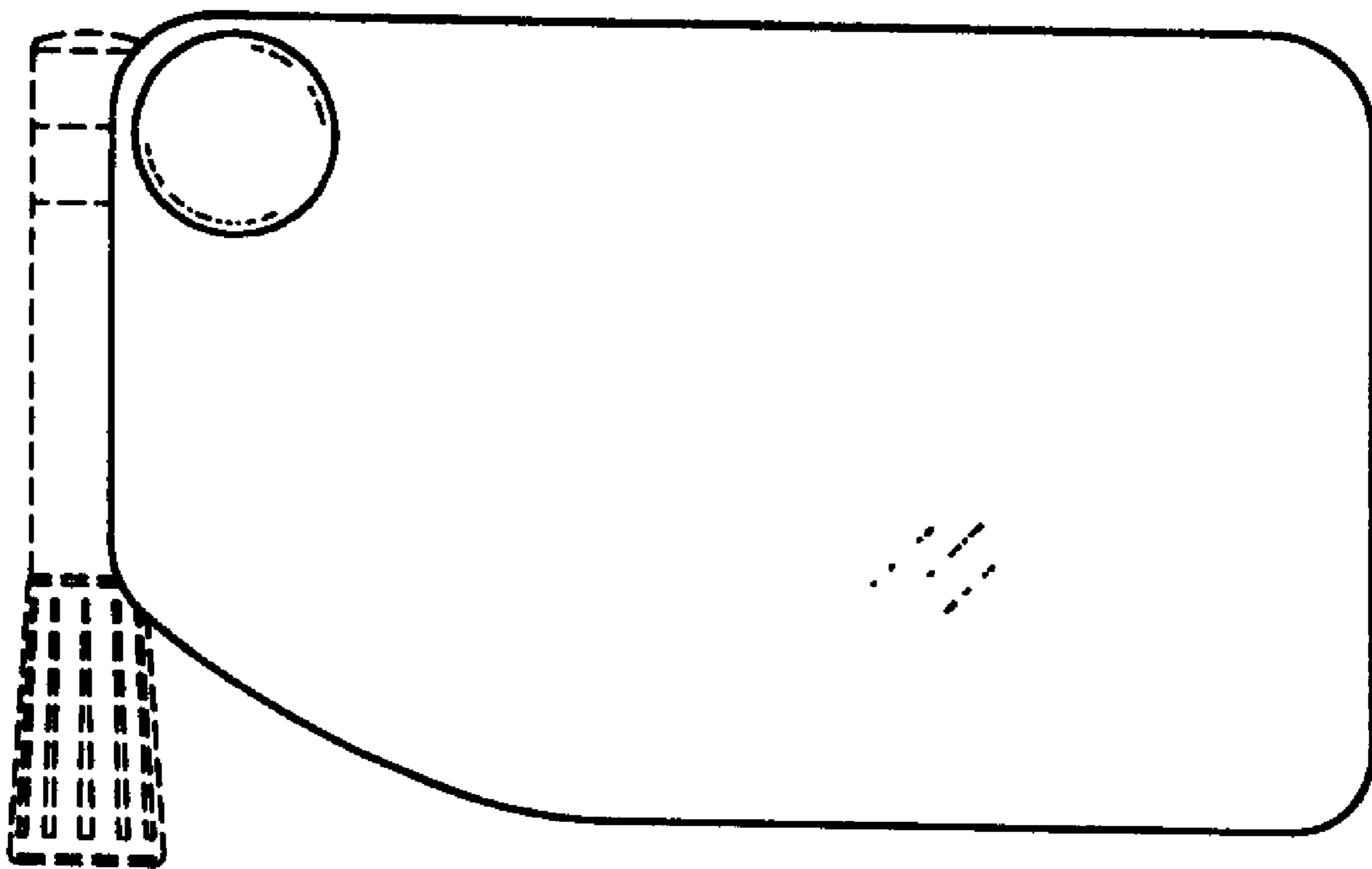


FIG. 2



**FIG. 3**