

US00D537257S

(12) **United States Design Patent**  
**Yasuoka**

(10) **Patent No.:** **US D537,257 S**

(45) **Date of Patent:** **\*\* Feb. 27, 2007**

(54) **MASK PATTERN FOR DISPLAY UNIT**

(75) **Inventor:** **Tuyoshi Yasuoka, Anan (JP)**

(73) **Assignee:** **Nichia Corporation, Anan (JP)**

(\*\*) **Term:** **14 Years**

2,122,251 A \* 6/1938 Hartmann ..... 156/148  
D133,196 S \* 7/1942 Galper ..... D5/53  
D445,922 S 7/2001 Yasuoka  
D503,745 S \* 4/2005 Yasuoka et al. .... D20/10  
6,881,501 B2 \* 4/2005 Yudasaka ..... 428/156  
D506,510 S \* 6/2005 Yasuoka et al. .... D20/10

**FOREIGN PATENT DOCUMENTS**

(21) **Appl. No.:** **29/194,790**

(22) **Filed:** **Dec. 1, 2003**

(30) **Foreign Application Priority Data**

May 30, 2003 (JP) ..... 2003-015427

(51) **LOC (8) Cl.** ..... **05-99**

(52) **U.S. Cl.** ..... **D5/99; D5/58**

(58) **Field of Classification Search** ..... D5/1-3,  
D5/5, 7-8, 11, 13-16, 19-20, 23-28, 30,  
D5/32, 35-37, 39, 43, 45, 47, 49-50, 52-66,  
D5/99; D2/749, 994; D6/582-583, 595-596,  
D6/598, 608, 603-606, 613, 616, 617, 619,  
D6/622; 428/17-18, 151, 154, 156, 171,  
428/187, 198, 199, 540, 542.2, 542.6, 919,  
428/904.4; D24/124, 125; D25/142, 152;  
D20/10; 5/413 AM, 709; 162/134, 140, 231;  
156/148, 209; D7/396.4-5

See application file for complete search history.

GB 0602294 S \* 2/1997  
JP HEI-7-28415 1/1995  
JP HEI-11-265499 9/1999  
JP 1095852 1/2001  
JP 1102021 2/2001  
JP 1108679 5/2001  
JP 1153649 9/2002  
JP 1154109 9/2002  
JP 1154110 9/2002

\* cited by examiner

*Primary Examiner*—T. Chase Nelson

(74) *Attorney, Agent, or Firm*—Osha Liang LLP

(57) **CLAIM**

The ornamental design for a mask pattern for display unit, as shown and described.

**DESCRIPTION**

FIG. 1 shows a perspective view of the design according to a first embodiment of the invention.

FIG. 2 shows a perspective view of the design according to a second embodiment of the invention; and,

FIG. 3 shows a perspective view of the design according to a third embodiment of the invention.

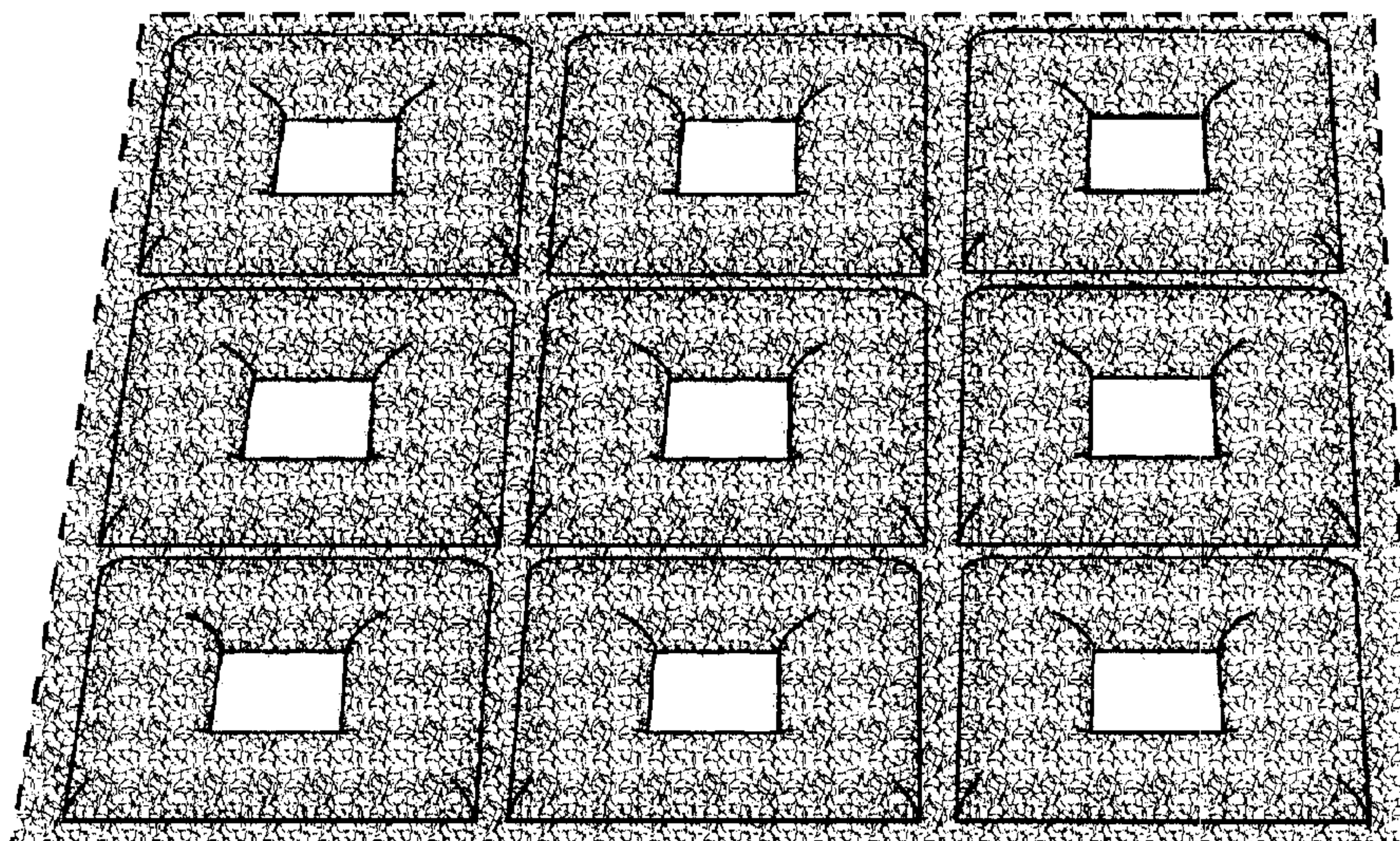
The broken line border indicates that a specific length and width of the mask pattern for display unit forms no part of the claimed design.

**1 Claim, 3 Drawing Sheets**

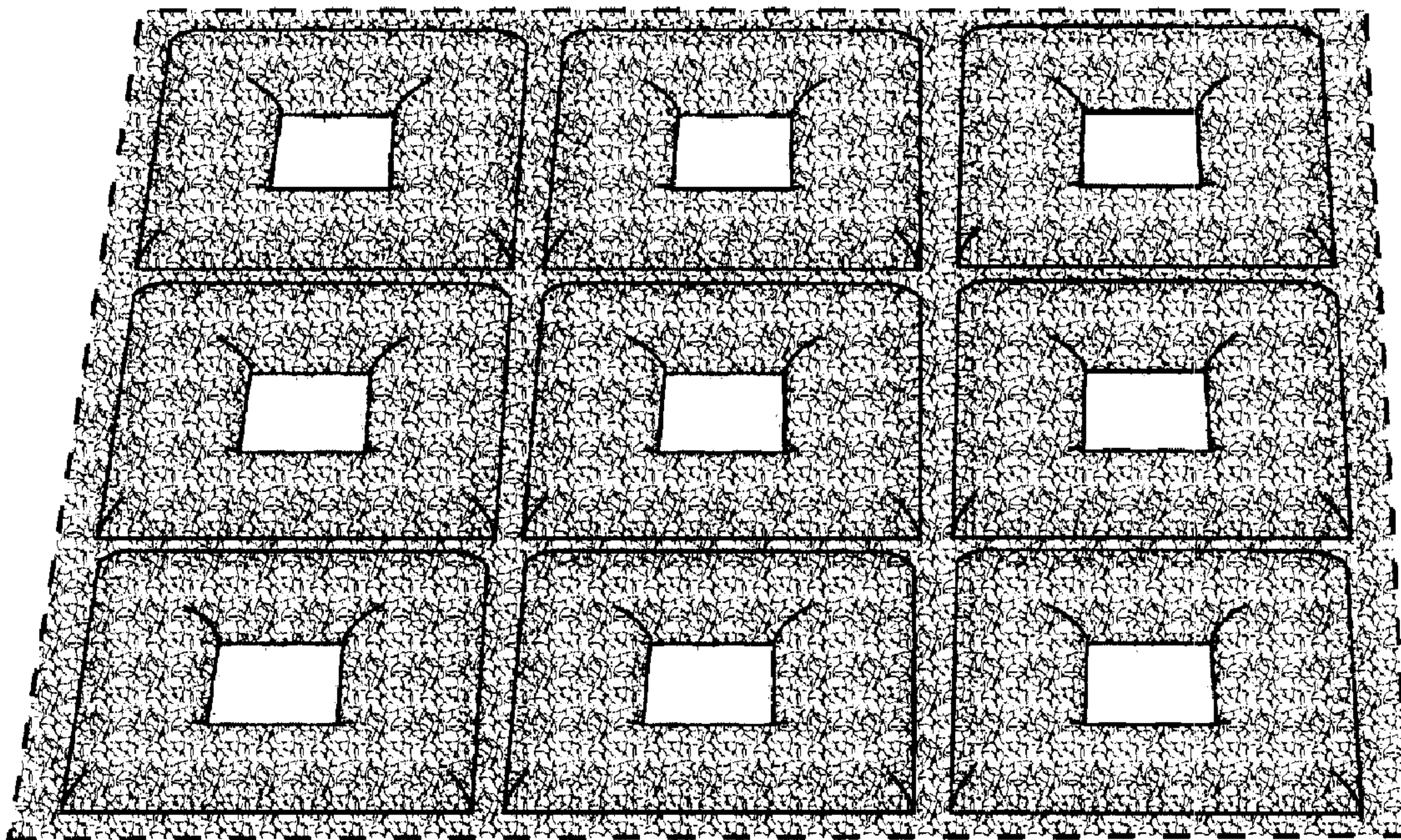
(56) **References Cited**

**U.S. PATENT DOCUMENTS**


D10,425 S \* 1/1878 Meyer et al. .... D5/7  
D12,320 S \* 6/1881 Conde ..... D5/47  
D18,427 S \* 7/1888 Koskul ..... D25/158  
D20,829 S \* 6/1891 Griffin ..... D5/47  
D62,554 S \* 6/1923 Lord ..... D5/58  
1,945,024 A \* 1/1934 Coil et al. .... 162/231  
D102,616 S \* 1/1937 Newman ..... D5/53  
D108,943 S \* 3/1938 Hafner ..... D5/47





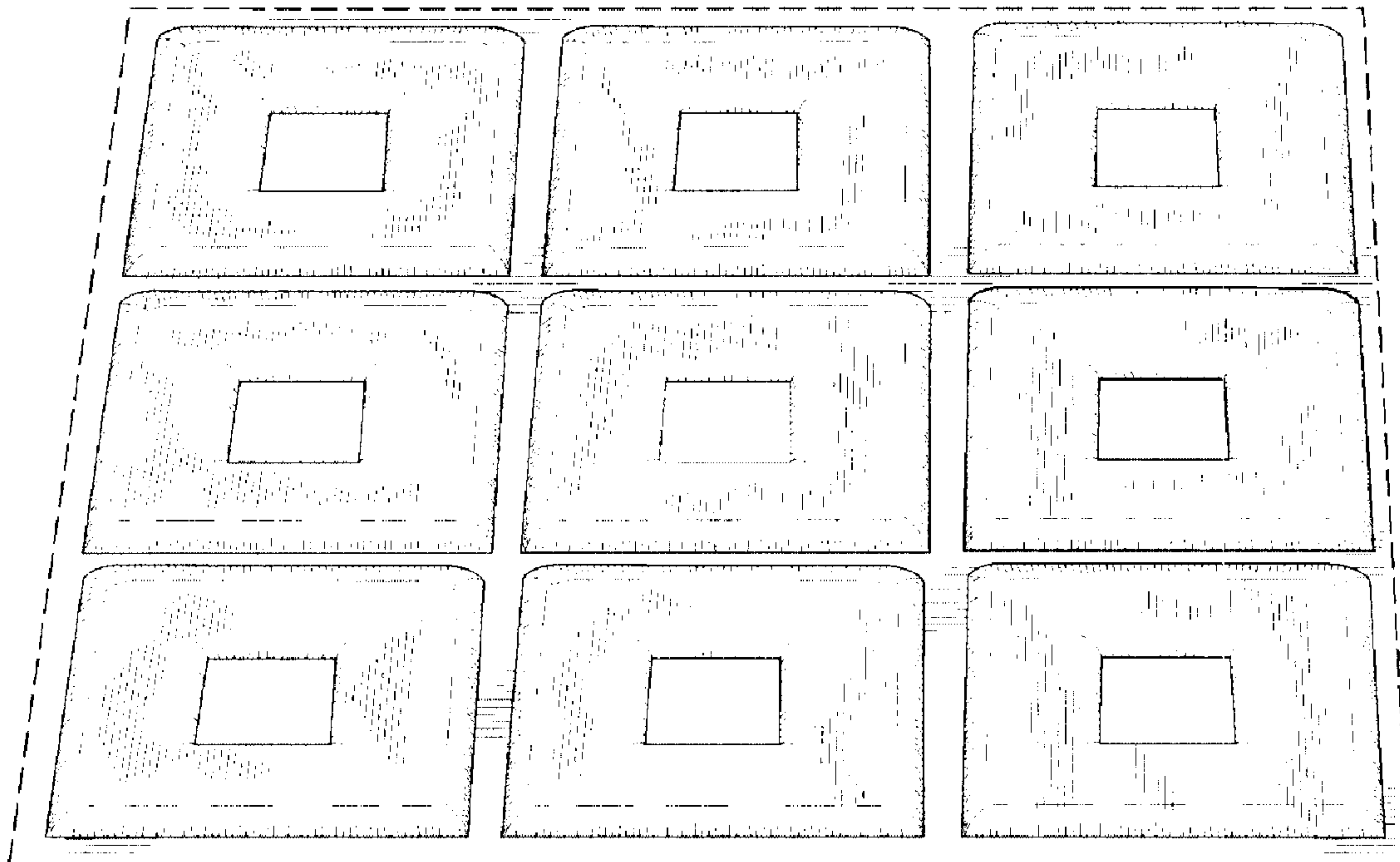


*FIG. 1*



**FIG. 2**





**FIG. 3**