



US00D537246S

(12) **United States Design Patent** (10) **Patent No.:** **US D537,246 S**
Carver et al. (45) **Date of Patent:** **** Feb. 27, 2007**

(54) **MODULAR HOLSTER WITH TRIGGER GUARD**
(75) Inventors: **John Wayne Carver**, Dittmer, MO (US); **Scott V. Evans**, Jacksonville, NC (US)

(73) Assignee: **Eagle Industries Unlimited, Inc.**, Fenton, MO (US)

(**) Term: **14 Years**

(21) Appl. No.: **29/253,529**

(22) Filed: **Feb. 8, 2006**

(51) **LOC (8) Cl.** **03-01**

(52) **U.S. Cl.** **D3/222**

(58) **Field of Classification Search** D3/222-223; 224/191-193, 198, 238, 243, 911-912, 901.4, 224/666, 676, 668

See application file for complete search history.

(56) **References Cited**

U.S. PATENT DOCUMENTS

1,148,935 A	8/1915	Snavely	224/243
3,011,687 A	12/1961	Boyt	224/243
3,420,420 A	1/1969	Clark	224/243
4,094,450 A	6/1978	Parlante et al.	224/243
RE30,139 E	11/1979	Jones	224/243
4,270,680 A	6/1981	Bianchi	224/193
4,286,741 A	9/1981	Rogers	224/193
4,325,505 A	4/1982	Hillman	224/193
D275,305 S *	8/1984	Nichols	D3/222
4,591,081 A	5/1986	Bianchi et al.	224/192
4,694,980 A	9/1987	Rogers	224/243
D294,086 S *	2/1988	Nichols	D3/226
4,750,655 A	6/1988	Barry	224/243
4,886,197 A	12/1989	Bowles et al.	224/244
4,925,075 A	5/1990	Rogers	224/198

5,018,653 A	5/1991	Shoemaker	224/243
5,127,566 A	7/1992	Beletsky	224/243
5,284,281 A	2/1994	Nichols	224/244
5,303,860 A	4/1994	Serafini, Jr.	224/238
D356,677 S *	3/1995	Kalasountas	D3/222
5,501,381 A	3/1996	Rogers et al.	224/243
D373,242 S *	9/1996	Beletsky	D3/222
5,944,239 A	8/1999	Rogers et al.	224/193
6,112,962 A	9/2000	Matthews	224/243
6,264,079 B1 *	7/2001	Skaggs	224/193
6,267,279 B1	7/2001	Matthews	224/243
6,467,660 B1	10/2002	Rogers et al.	224/243
D501,991 S *	2/2005	Cook et al.	D3/222
D512,561 S *	12/2005	Cook et al.	D3/222
2001/0019071 A1	9/2001	Vor Keller et al.	224/244
2002/0100780 A1	8/2002	Rogers et al.	224/243

FOREIGN PATENT DOCUMENTS

DE 695930 9/1940

* cited by examiner

Primary Examiner—Catherine R. Oliver
(74) *Attorney, Agent, or Firm*—Blackwell Sanders Peper Martin LLP; Samuel Digirolamo

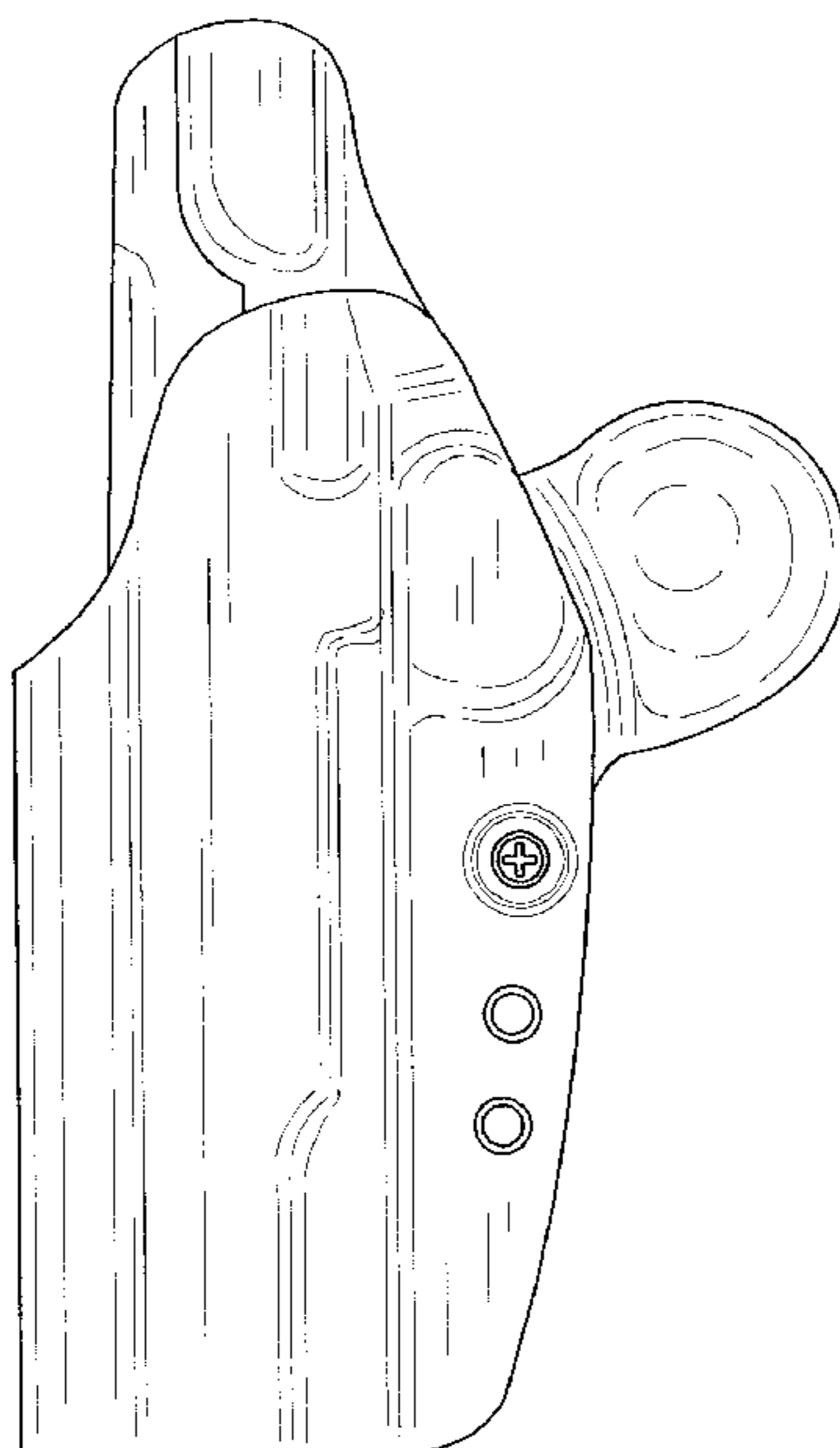
(57) **CLAIM**

The ornamental design for a modular holster with trigger guard, as shown and described.

DESCRIPTION

FIG. 1 is a right side elevational view of a modular holster with trigger guard showing our new design. FIG. 2 is a left side elevational view thereof. FIG. 3 is a front elevational view thereof. FIG. 4 is a rear elevational view thereof. FIG. 5 is a top plan view thereof; and, FIG. 6 is a bottom plan view thereof.

1 Claim, 2 Drawing Sheets



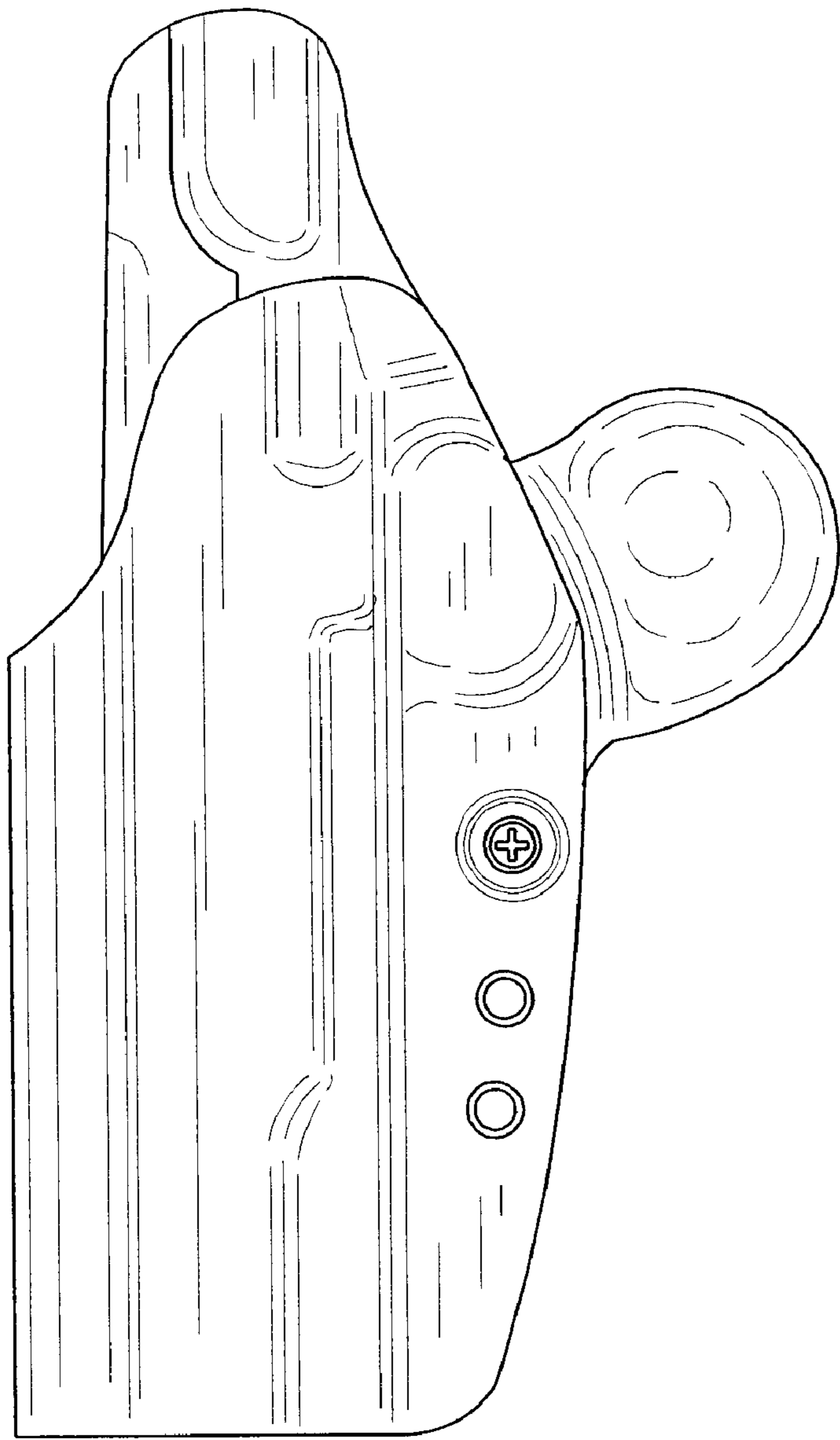


FIG. 1

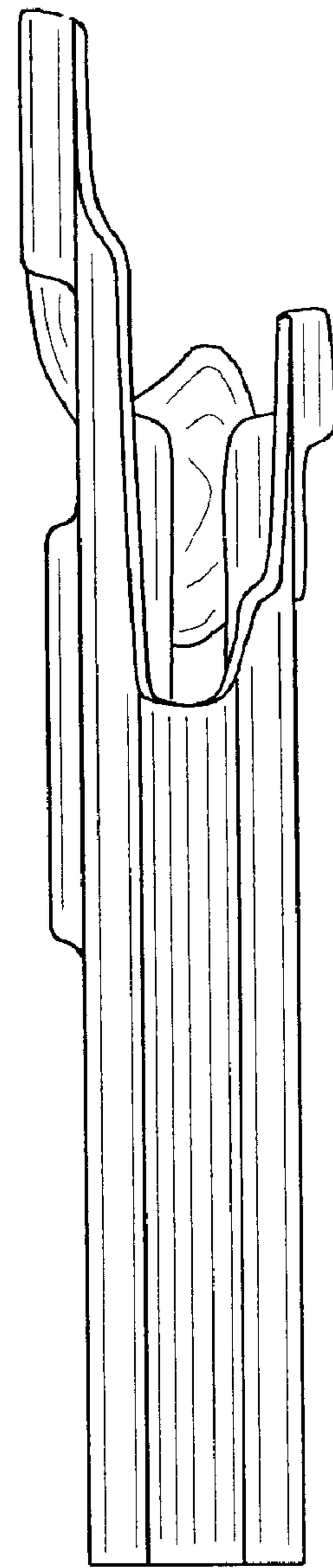


FIG. 3

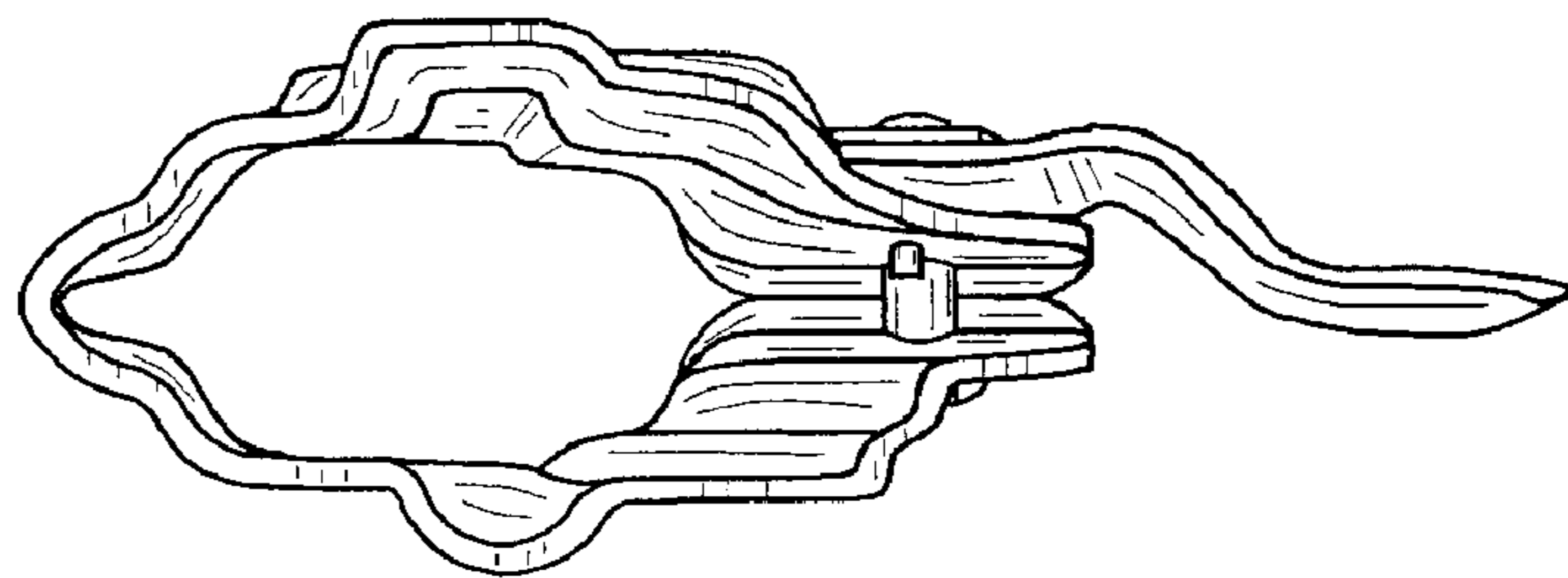


FIG. 5

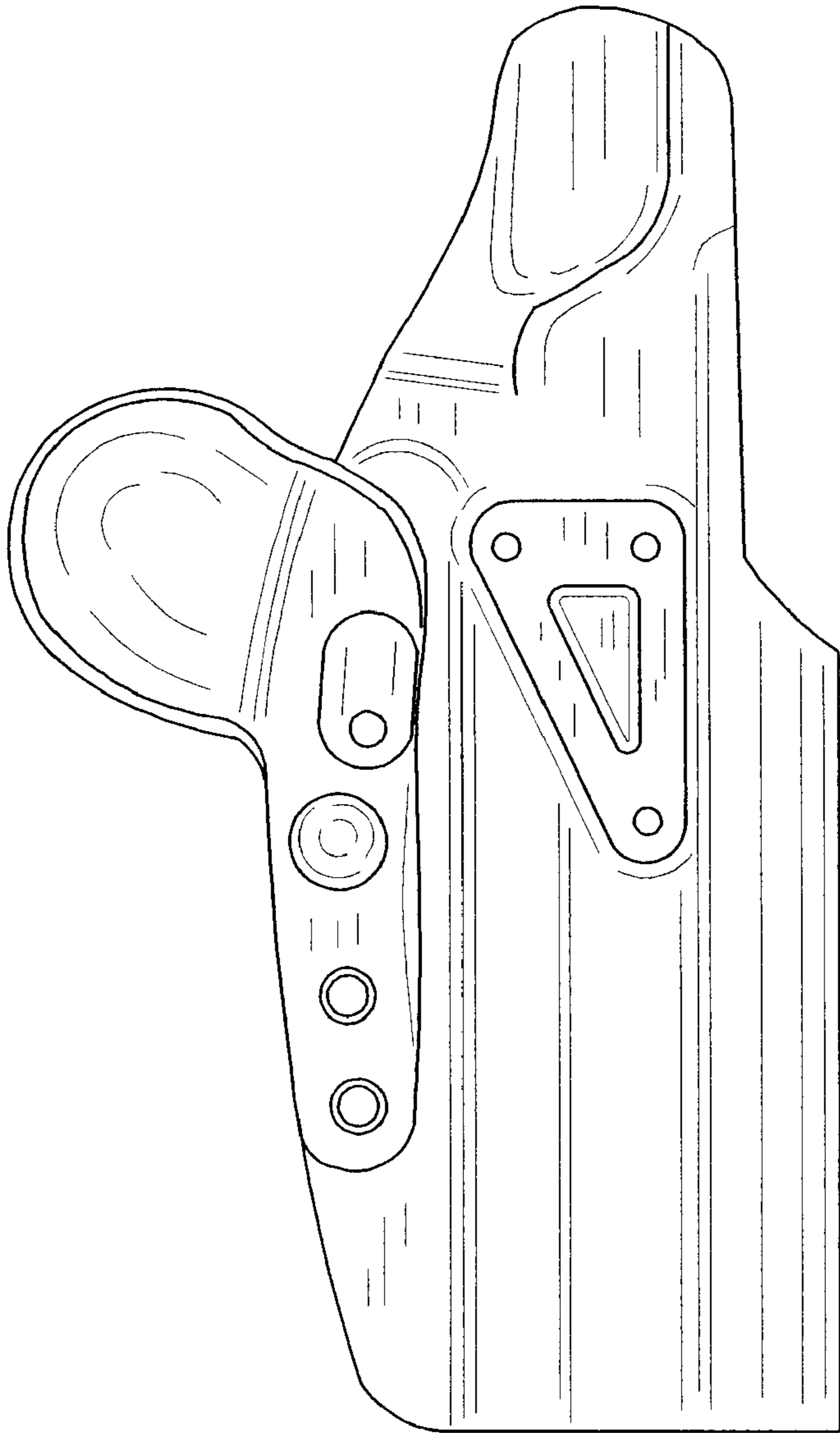


FIG. 2

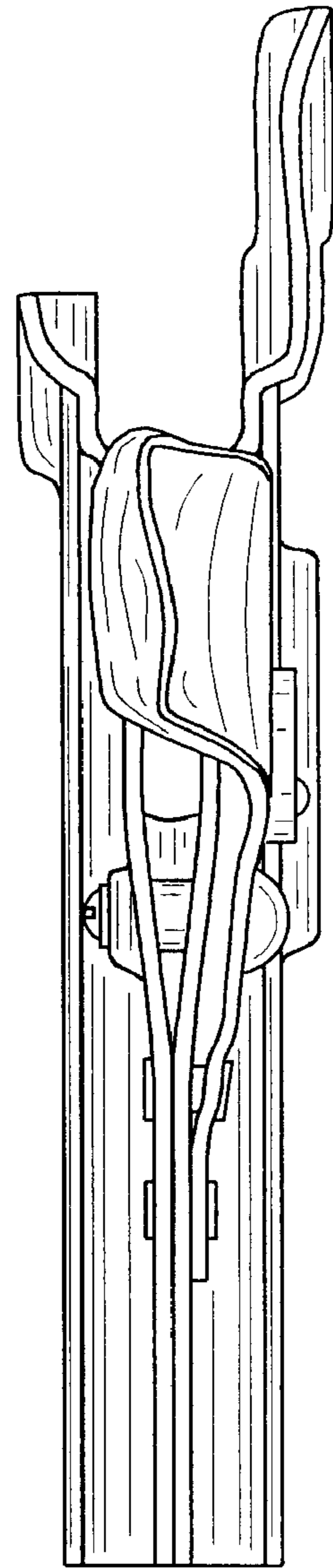


FIG. 4

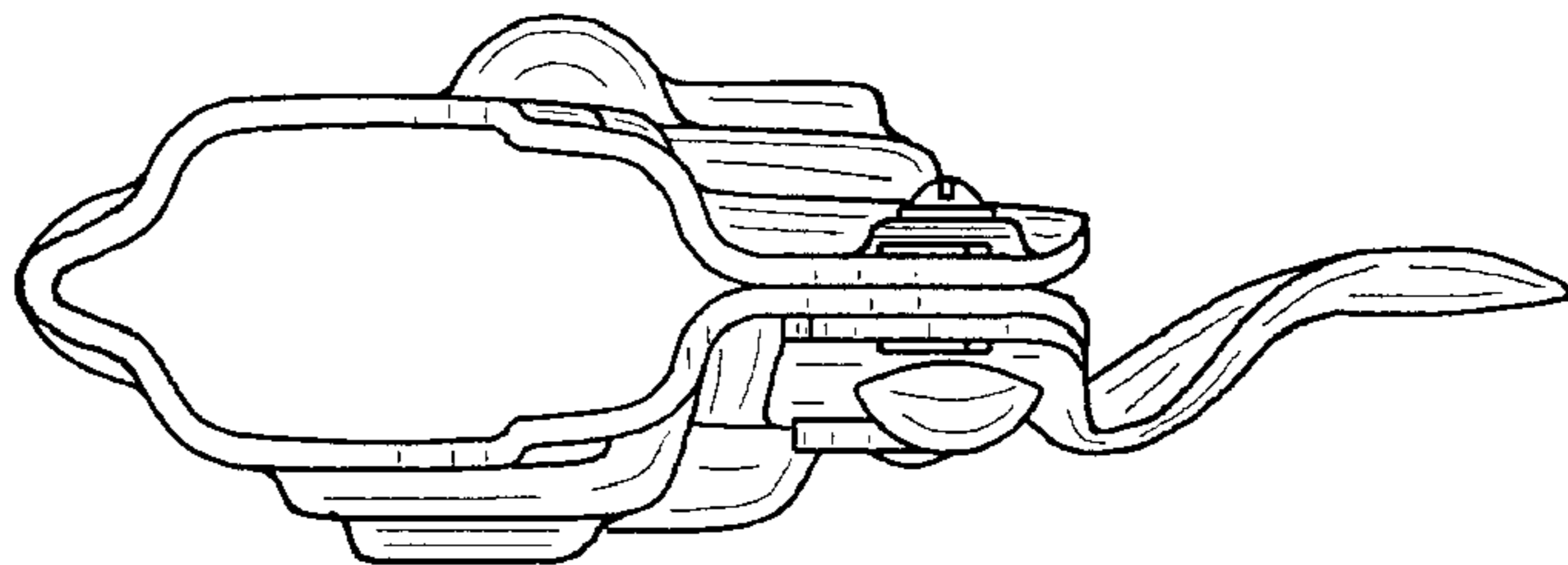


FIG. 6