



US00D537241S

(12) **United States Design Patent**
Choi

(10) **Patent No.:** **US D537,241 S**

(45) **Date of Patent:** **** Feb. 27, 2007**

(54) **SHOE**

(75) Inventor: **Sandra Choi**, London (GB)

(73) Assignee: **J. Choo (Jersey) Limited**, Jersey (GB)

(**) Term: **14 Years**

(21) Appl. No.: **29/221,458**

(22) Filed: **Jan. 14, 2005**

(30) **Foreign Application Priority Data**

Sep. 28, 2004 (EM) 000235361-0037

(51) **LOC (8) Cl.** **02-99**

(52) **U.S. Cl.** **D2/971**

(58) **Field of Classification Search** D2/916-922,
D2/925-941, 969, 971; 36/11.5, 83
See application file for complete search history.

(56) **References Cited**

U.S. PATENT DOCUMENTS

D92,763 S	*	7/1934	Miller	D2/930
D93,597 S	*	10/1934	Apt	D2/932
D93,598 S		10/1934	Apt		
D94,638 S	*	2/1935	Stritter	D2/971
D95,097 S	*	4/1935	Weidner	D2/971
D97,787 S		12/1935	Starr		
D102,152 S	*	12/1936	Strassburger	D2/932
D105,125 S	*	6/1937	Morali	D2/930
D110,448 S	*	7/1938	Sholtz	D2/930
D133,999 S	*	10/1942	Strassburger	D2/930
D437,475 S	*	2/2001	Kieler	D2/916

OTHER PUBLICATIONS

U.S. Appl. No. 29/206,035, filed May 24, 2004.
J. Choo (Jersey) Limited, MARLY, Spring/Summer 2004
Catalogue.

Le Silla, Sandal with rhinestone-encrusted ankle cuff, Footwear News, vol. 60, No. 7; Feb. 23, 2004; p. 32, No. 4.

DYEABLES, "Paradise" Sandal, printed from www.nordstrom.com on Sep. 29, 2004.

U.S. Appl. No. 29/223,158, filed Feb. 9, 2005.

U.S. Appl. No. 29/224,529, filed Mar. 2, 2005.

J. Choo (Jersey) Limited, BRENT, Fall/Winter 2004 Catalogue.

* cited by examiner

Primary Examiner—Dominic Simone

(74) *Attorney, Agent, or Firm*—Fross Zelnick Lehrman & Zissu, P.C.; Lawrence E. Apolzon, Esq.

(57) **CLAIM**

The ornamental design for a shoe, as shown and described.

DESCRIPTION

FIG. 1 is a front perspective view of a shoe showing my shoe design;

FIG. 2 is a rear perspective view of the shoe shown in FIG. 1;

FIG. 3 is a right side view of the shoe shown in FIG. 1;

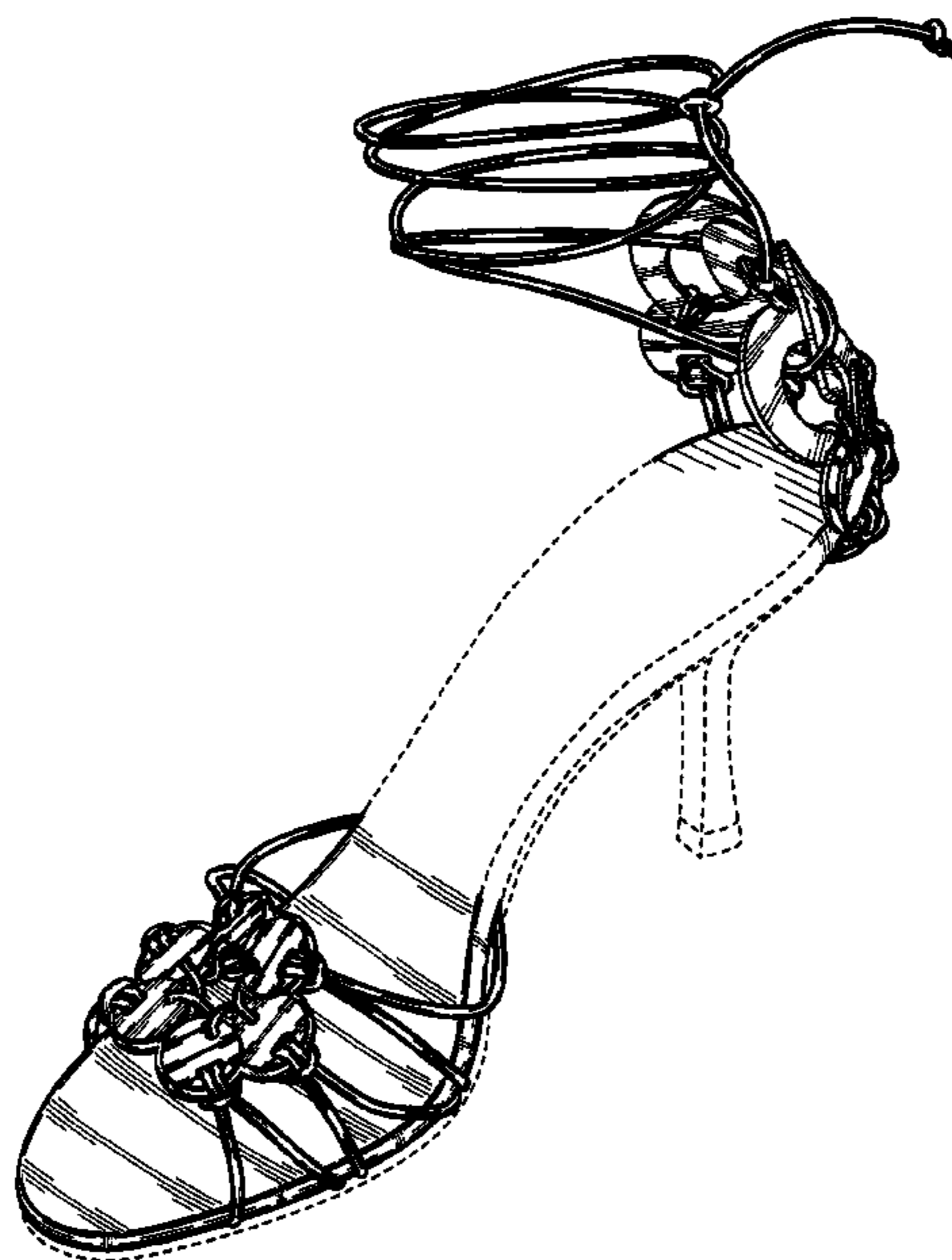
FIG. 4 is a left side view of the shoe shown in FIG. 1;

FIG. 5 is a front view of the shoe shown in FIG. 1; and,

FIG. 6 is a rear view of the shoe shown in FIG. 1.

The broken line showing of the sole, heel, and portions of the upper is for illustrative purposes only and forms no part of the claimed design.

1 Claim, 6 Drawing Sheets



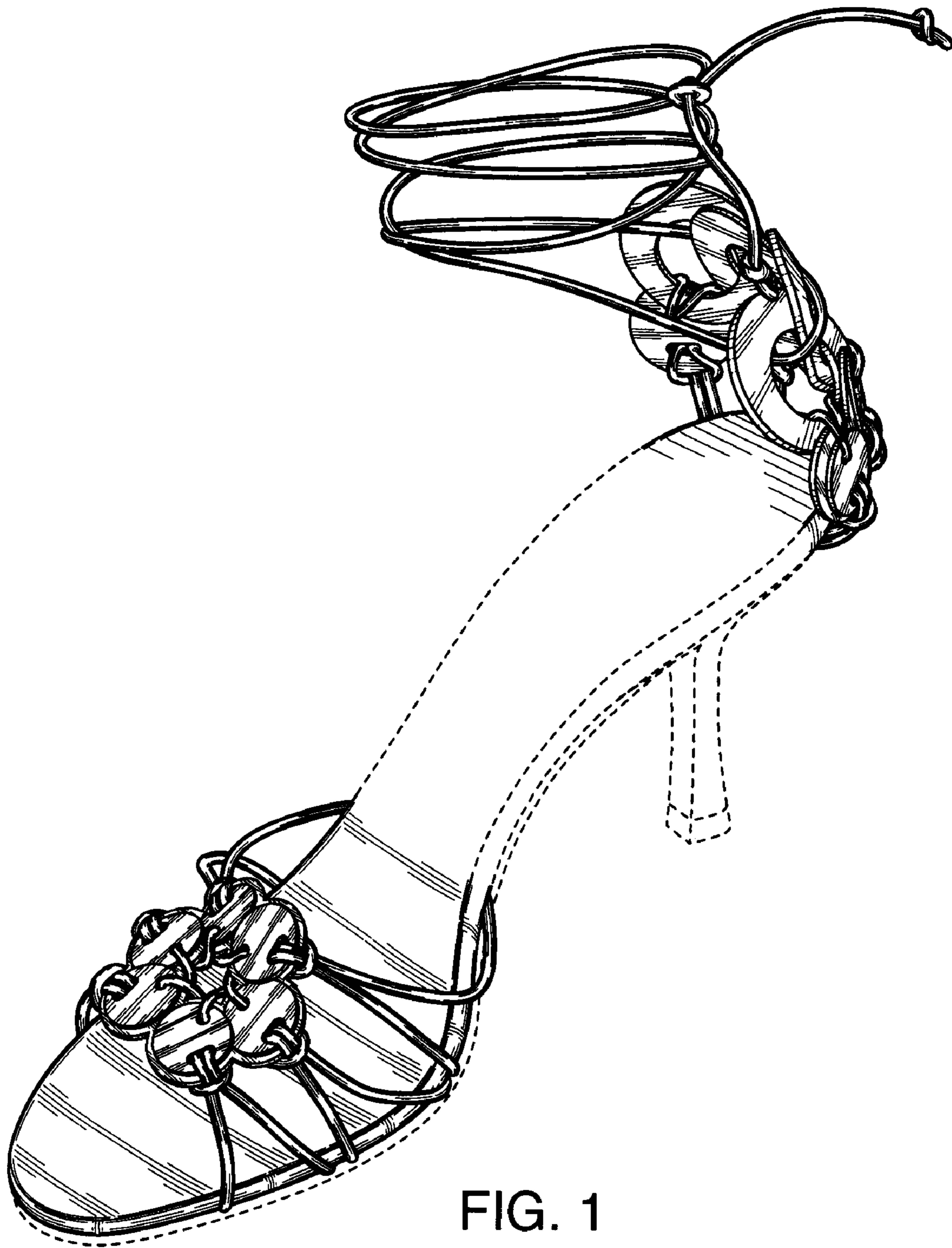


FIG. 1

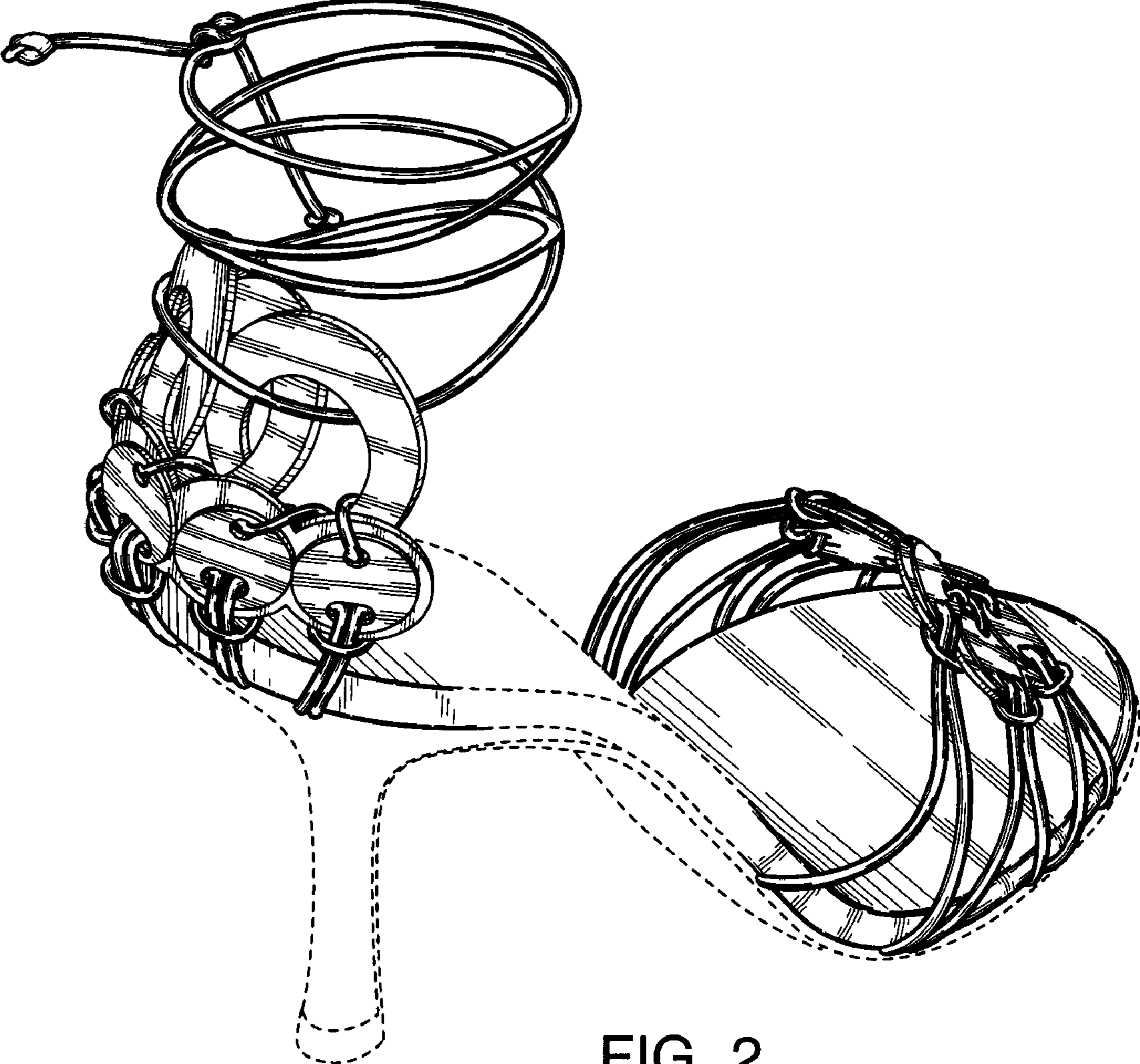


FIG. 2

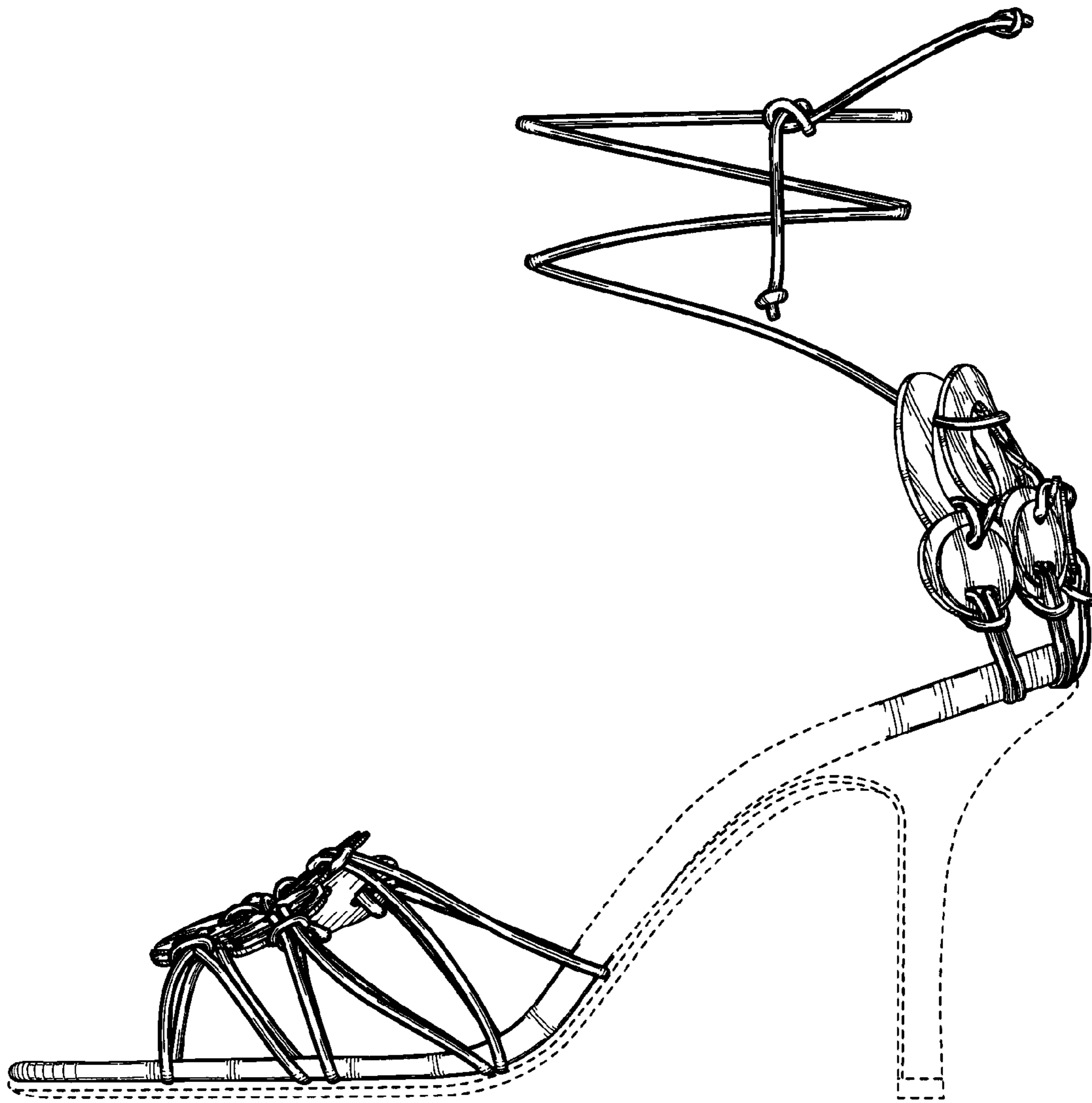


FIG. 3

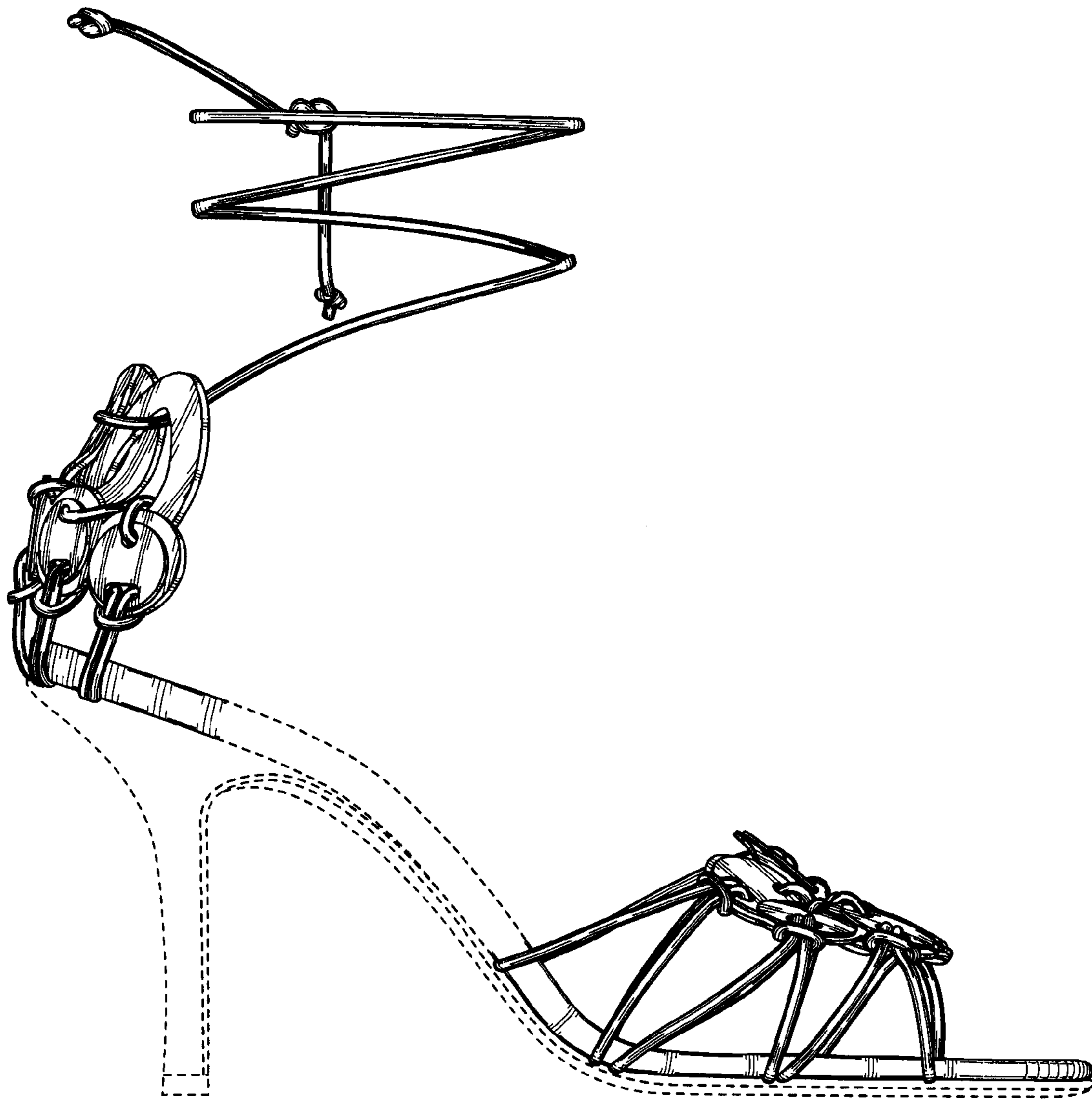


FIG. 4

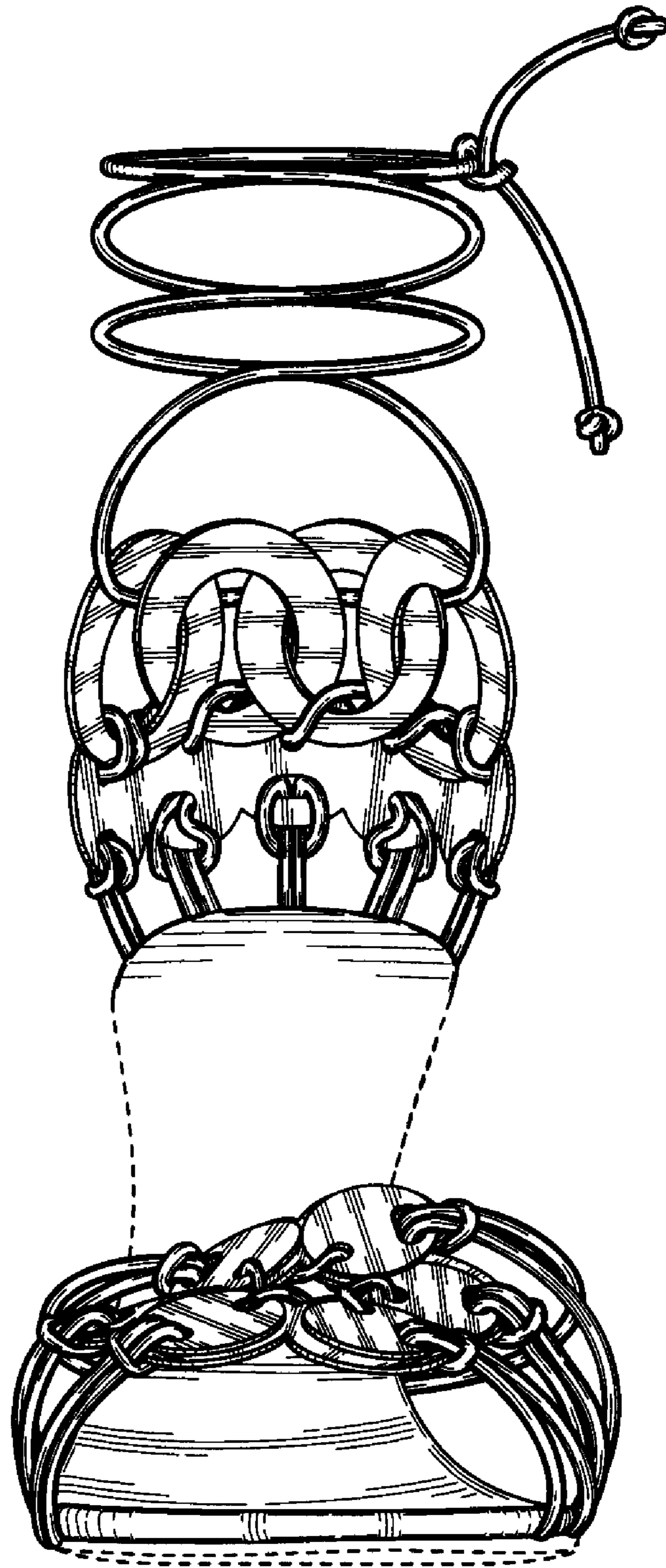


FIG. 5

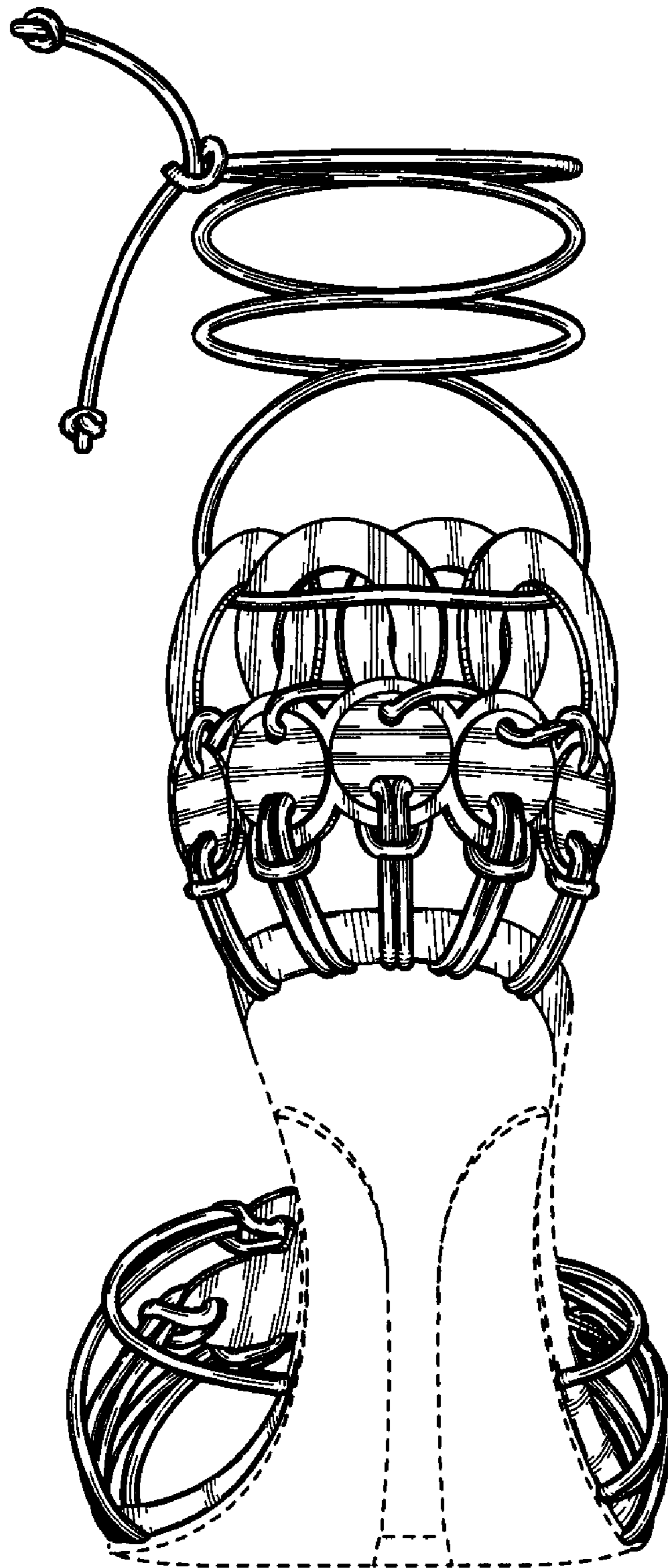


FIG. 6