



US00D537234S

(12) **United States Design Patent**
Yewer, Jr.

(10) **Patent No.:** **US D537,234 S**

(45) **Date of Patent:** **** Feb. 27, 2007**

(54) **GLOVE**

(76) **Inventor:** **Edward H. Yewer, Jr.**, 6259 N.
Highway 83, Hartland, WI (US) 53029

(**) **Term:** **14 Years**

(21) **Appl. No.:** **29/253,585**

(22) **Filed:** **Feb. 8, 2006**

(51) **LOC (8) Cl.** **02-06**

(52) **U.S. Cl.** **D2/623**

(58) **Field of Classification Search** D29/113,
D29/116, 116.3, 117.1, 117.2, 123; D2/610,
D2/616-621, 623; D24/190; 2/1, 455, 16,
2/19-20, 162, 165-167, 159-160, 161.1,
2/161.2, 161.3, 161.4, 161.5, 161.6, 161.7,
2/161.8, 908, 917; D32/43; D30/158; D28/63
See application file for complete search history.

(56) **References Cited**

U.S. PATENT DOCUMENTS

- D54,675 S * 3/1920 Perrone D2/621
- D106,382 S * 10/1937 Straus D2/620
- D162,656 S * 3/1951 Higier D2/618

- D162,657 S * 3/1951 Higier D2/619
- D181,194 S * 10/1957 Higier D2/618
- D254,102 S * 2/1980 Rubin D2/619
- D417,061 S * 11/1999 Redwood et al. D2/623
- D495,097 S * 8/2004 Redwood et al. D29/123
- 7,000,257 B2 * 2/2006 Bevier 2/159
- D527,149 S * 8/2006 Bonzagni et al. D29/116.2

* cited by examiner

Primary Examiner—Robert A. Delehanty

(74) *Attorney, Agent, or Firm*—Quarles & Brady LLP

(57) **CLAIM**

The ornamental design for a glove, as shown and described.

DESCRIPTION

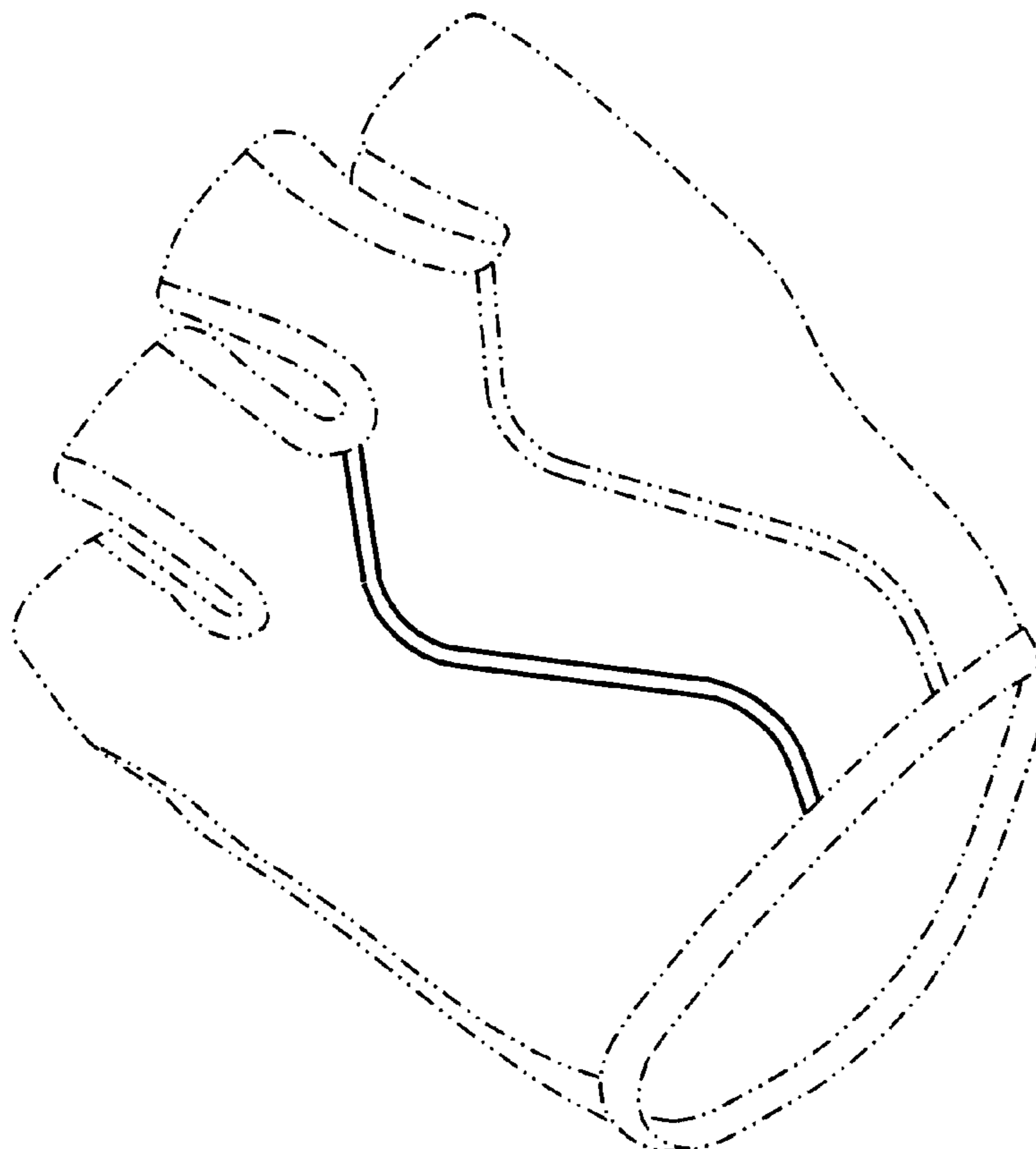
FIG. 1 is a perspective view of a glove showing my new design;

FIG. 2 is a top elevational view thereof; and,

FIG. 3 is a side elevational view thereof.

The broken line showing of portions of a glove is for illustrative purposes only and forms no part of the claimed design.

1 Claim, 1 Drawing Sheet



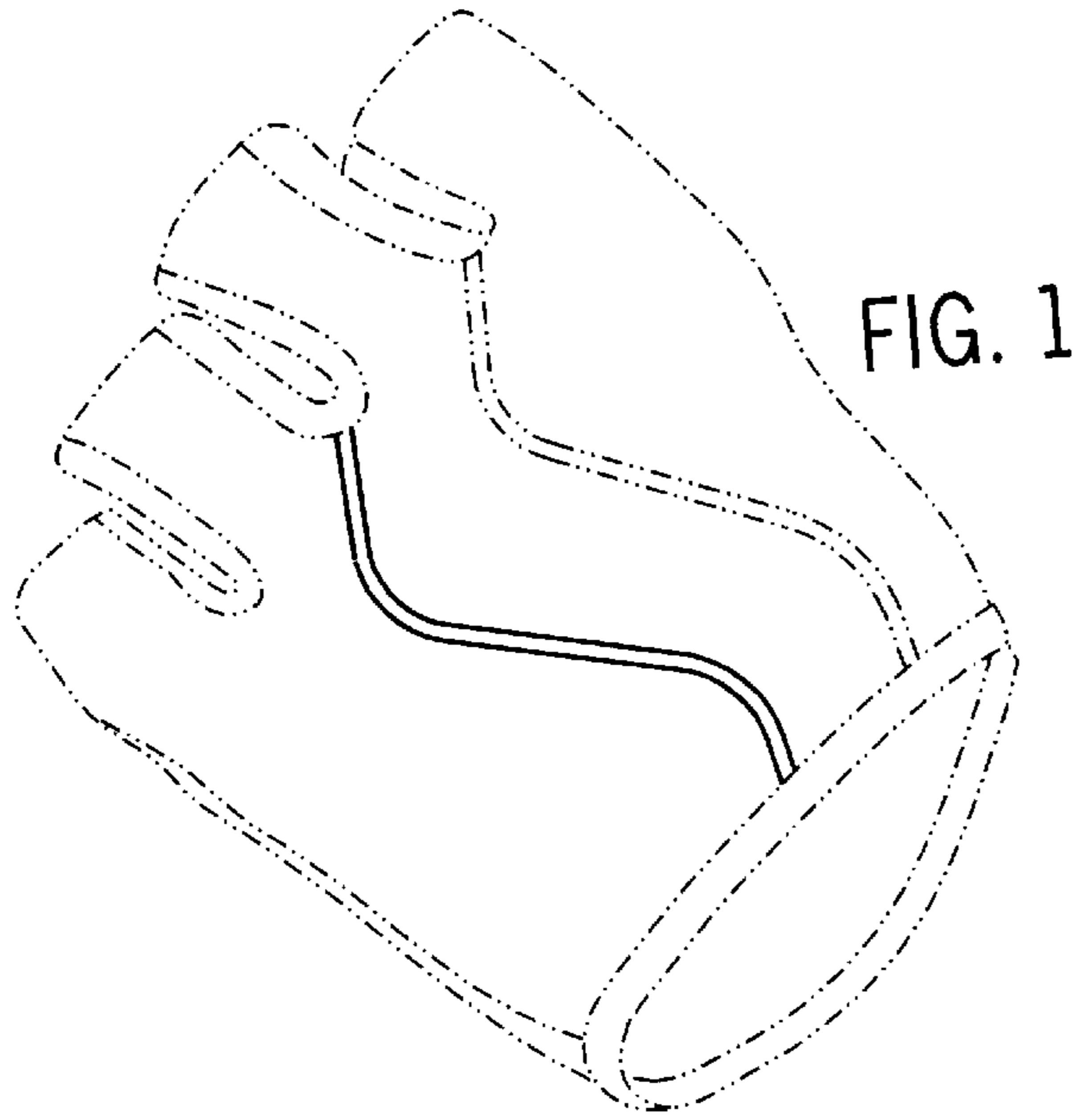


FIG. 1

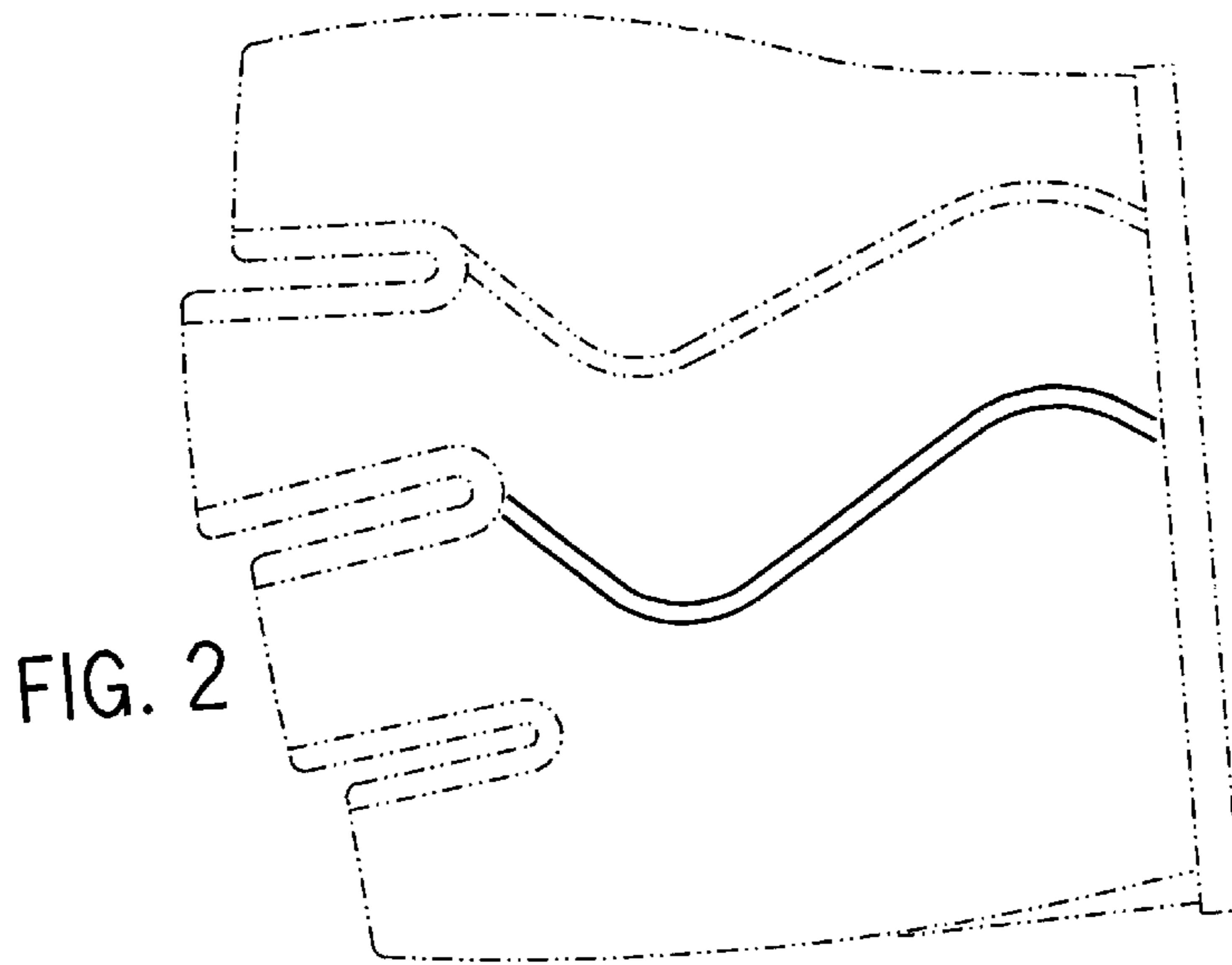


FIG. 2




FIG. 3