



US00D537233S

(12) **United States Design Patent**
Potemski

(10) **Patent No.:** **US D537,233 S**

(45) **Date of Patent:** **** Feb. 27, 2007**

(54) **GLOVE**

(76) **Inventor:** **Paul E. Potemski**, 2305 Fawn Haven
Dr., Medina, OH (US) 44256

(**) **Term:** **14 Years**

(21) **Appl. No.:** **29/258,472**

(22) **Filed:** **Apr. 20, 2006**

(51) **LOC (8) Cl.** **02-06**

(52) **U.S. Cl.** **D2/619**

(58) **Field of Classification Search** D29/113,
D29/116, 116.3, 117.1, 117.2, 123; D2/610,
D2/616-621, 623; D24/190; 2/1, 455, 16,
2/19-20, 162, 165-167, 159-160, 161.1,
2/161.2, 161.3, 161.4, 161.5, 161.6, 161.7,
2/161.8, 908, 917; D32/43; D30/158; D28/63
See application file for complete search history.

(56) **References Cited**

U.S. PATENT DOCUMENTS

3,124,806	A	*	3/1964	Campbell et al.	D2/614
4,670,909	A		6/1987	Forrester		
5,003,637	A		4/1991	Lonon		
5,088,121	A		2/1992	Wallace		
5,345,368	A	*	9/1994	Huff	2/160
5,604,931	A	*	2/1997	Rhoades	2/16
6,393,614	B1		5/2002	Eichelbaum		
6,421,836	B1		7/2002	Park		

D499,528	S	*	12/2004	Hoskins	D2/617
D515,781	S	*	2/2006	McCullough	D2/619
2005/0210562	A1		9/2005	Johnson et al.		

* cited by examiner

Primary Examiner—Robert A. Delehanty
(74) *Attorney, Agent, or Firm*—Benesch, Friedlander
Coplan & Aronoff LLP

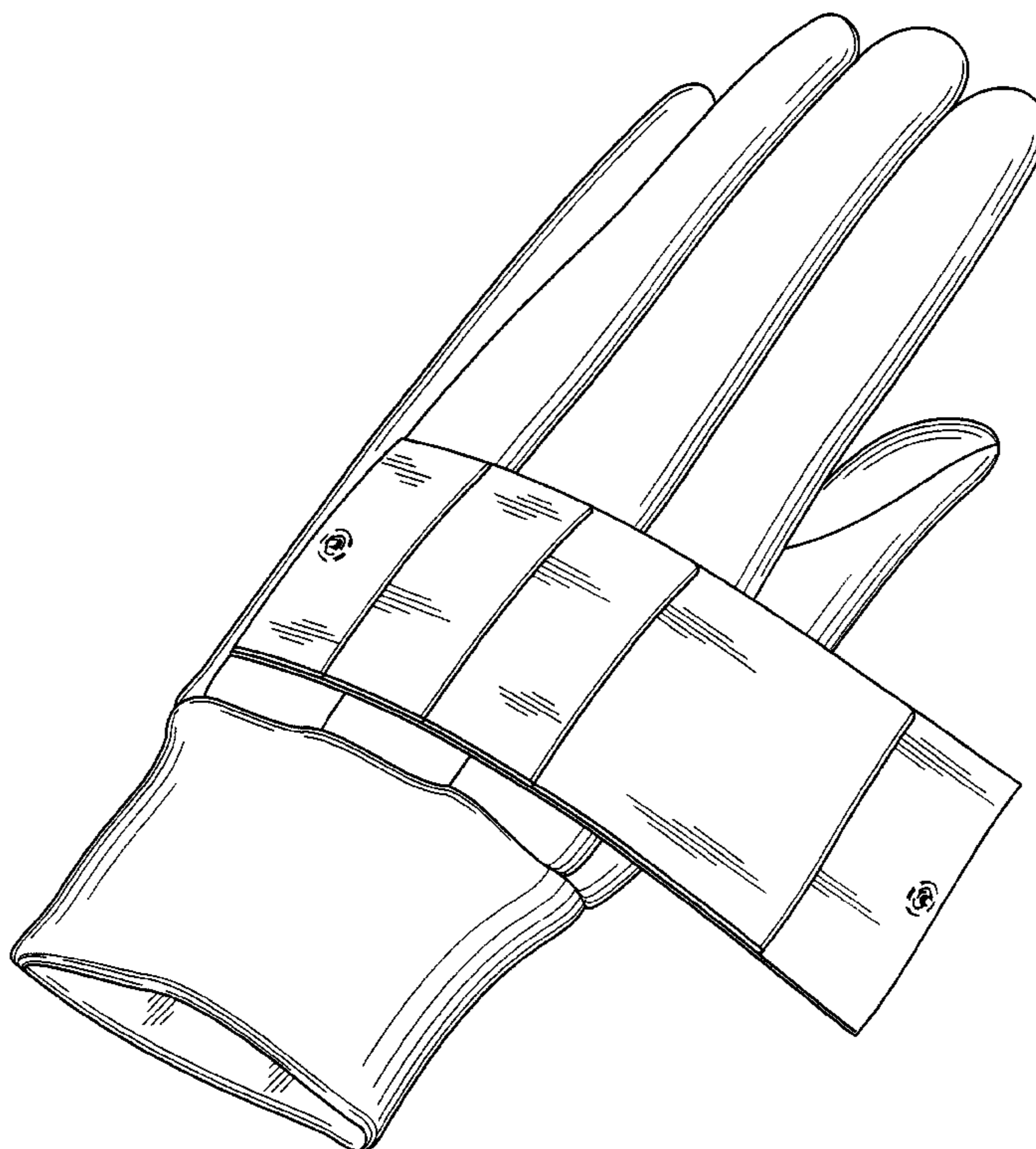
(57) **CLAIM**

What is claimed the ornamental design for a glove, as shown
and described.

DESCRIPTION

FIG. 1 is a perspective view of a glove illustrating the new
design with a pocket in a first position;
FIG. 2 is a perspective view thereof with the pocket in a
second position;
FIG. 3 is a front elevational view of the new design with the
pocket in a first position;
FIG. 4 is a rear elevational view thereof;
FIG. 5 is a left side elevational view thereof;
FIG. 6 is a right side elevational view thereof;
FIG. 7 is a top plan view thereof; and,
FIG. 8 is a bottom plan view thereof.
The components of the glove shown in broken lines are for
illustrative purposes only and form no part of the claimed
design.

1 Claim, 6 Drawing Sheets



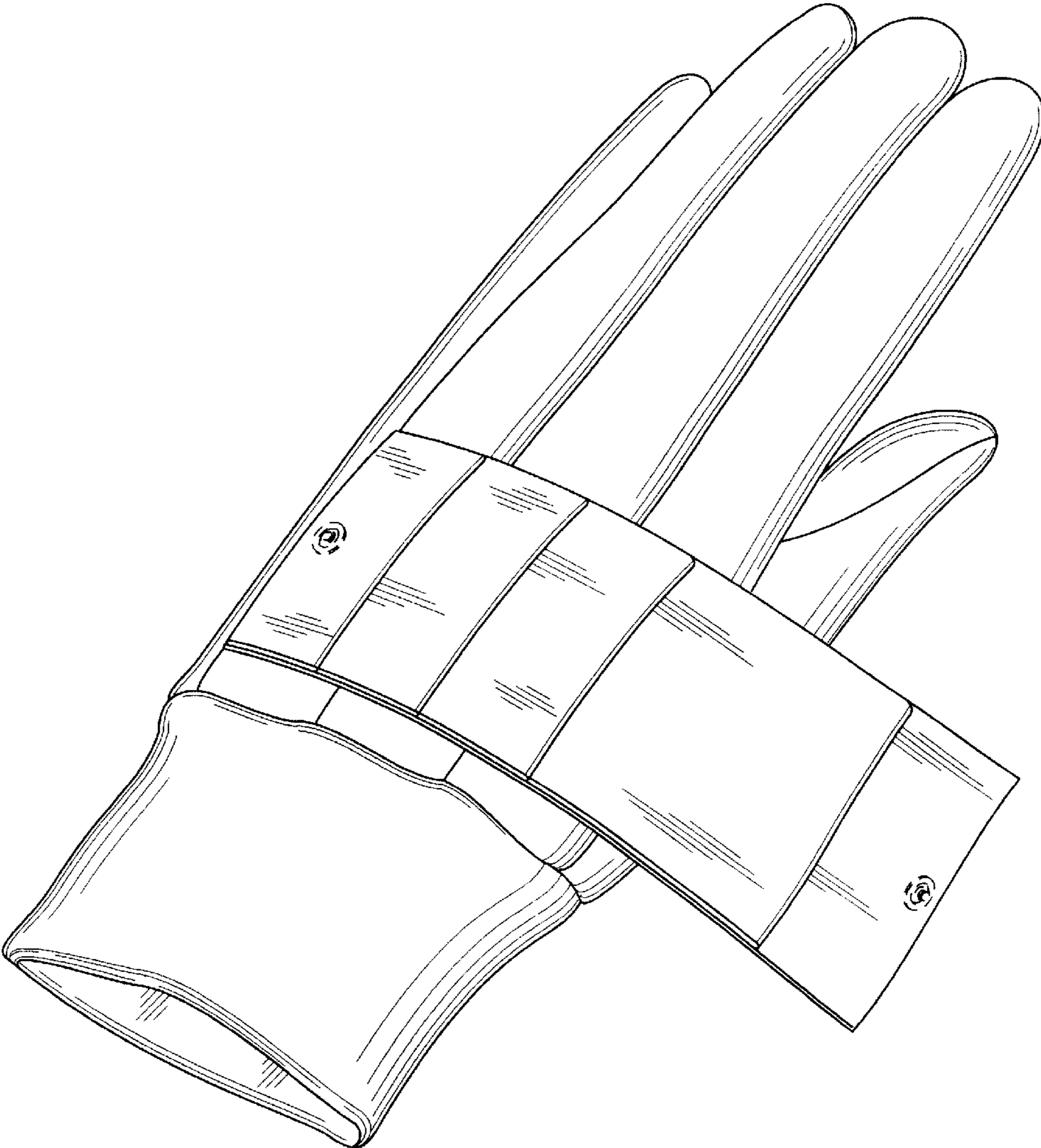


Fig.1

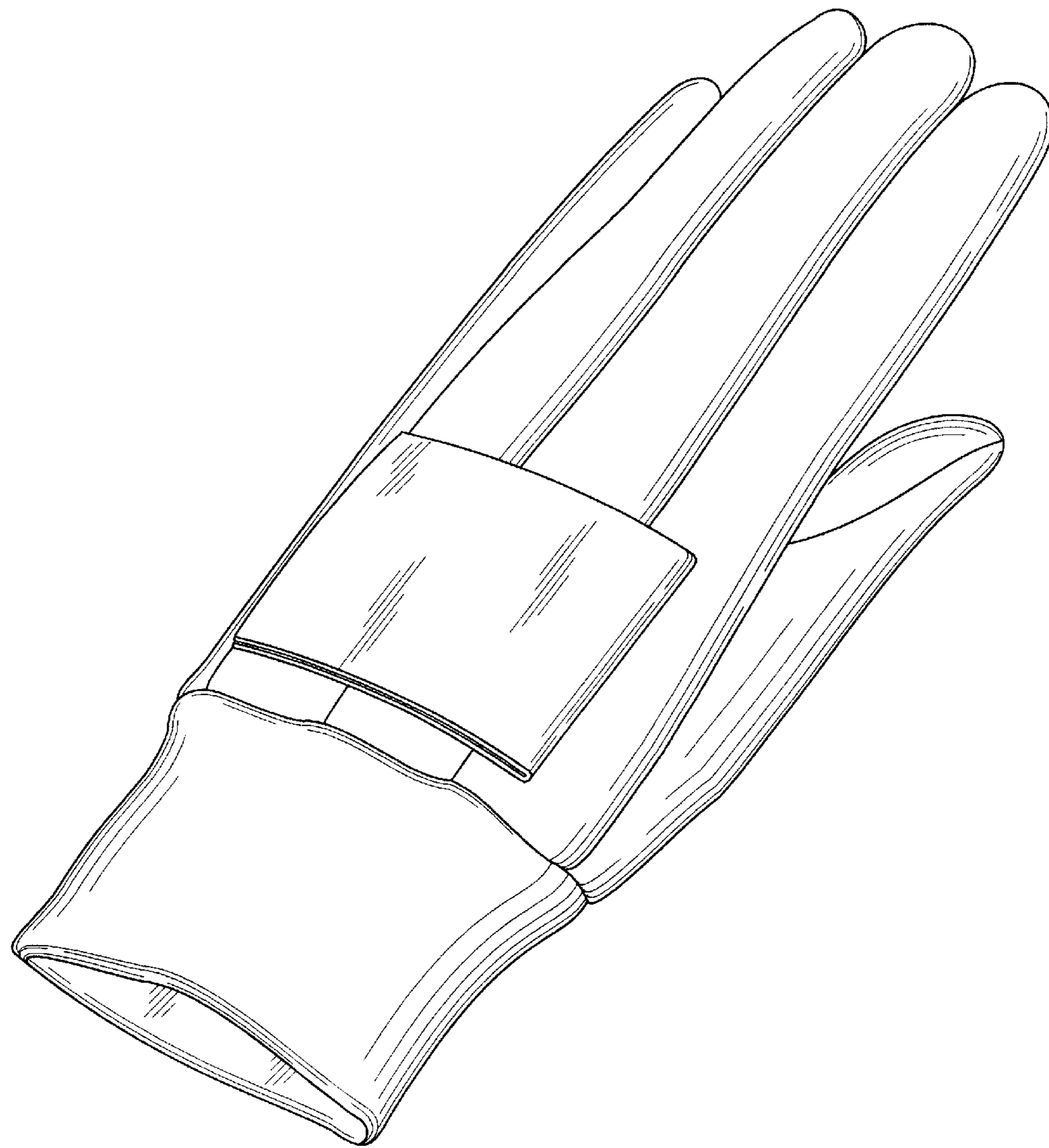


Fig.2

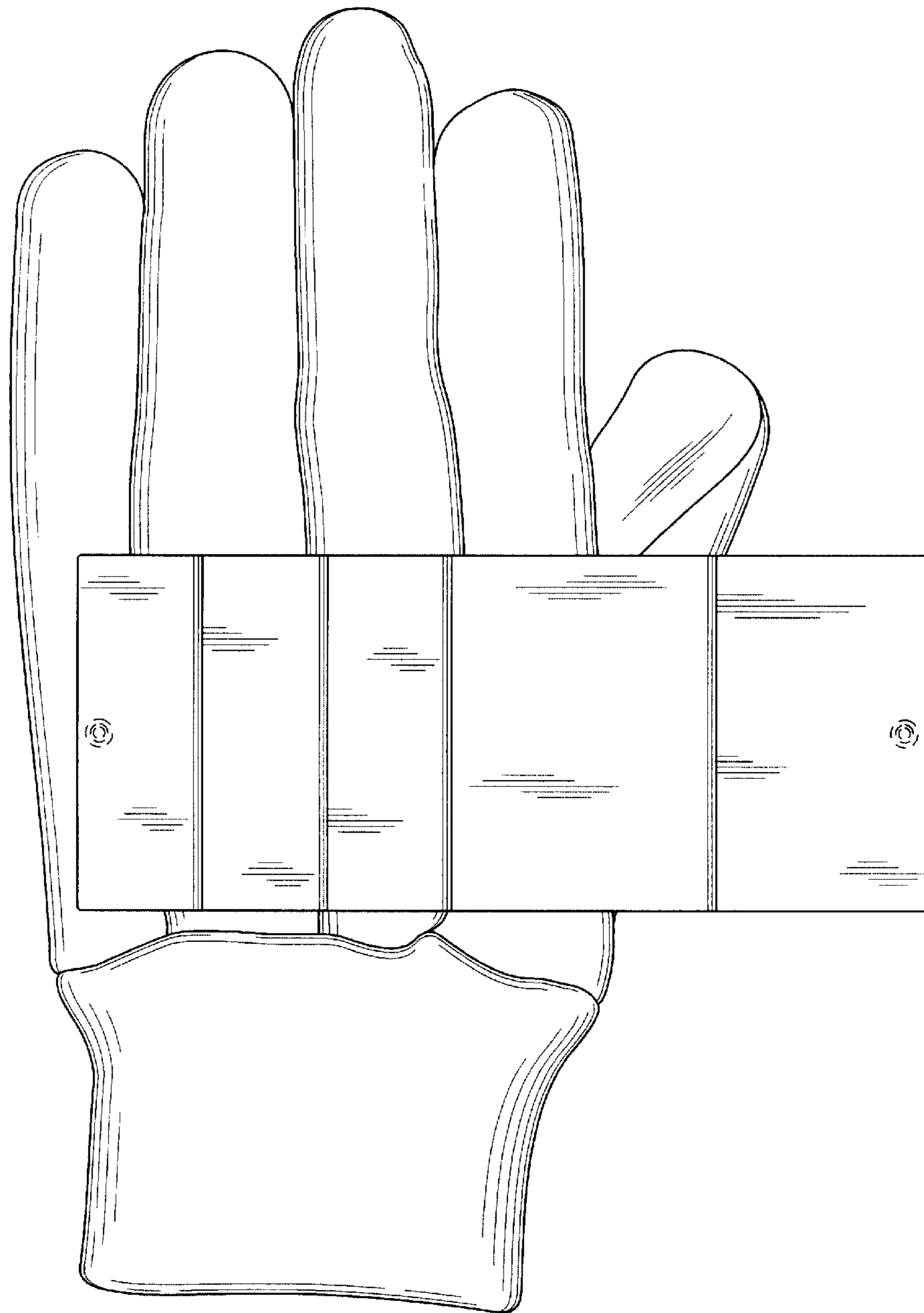


Fig. 3

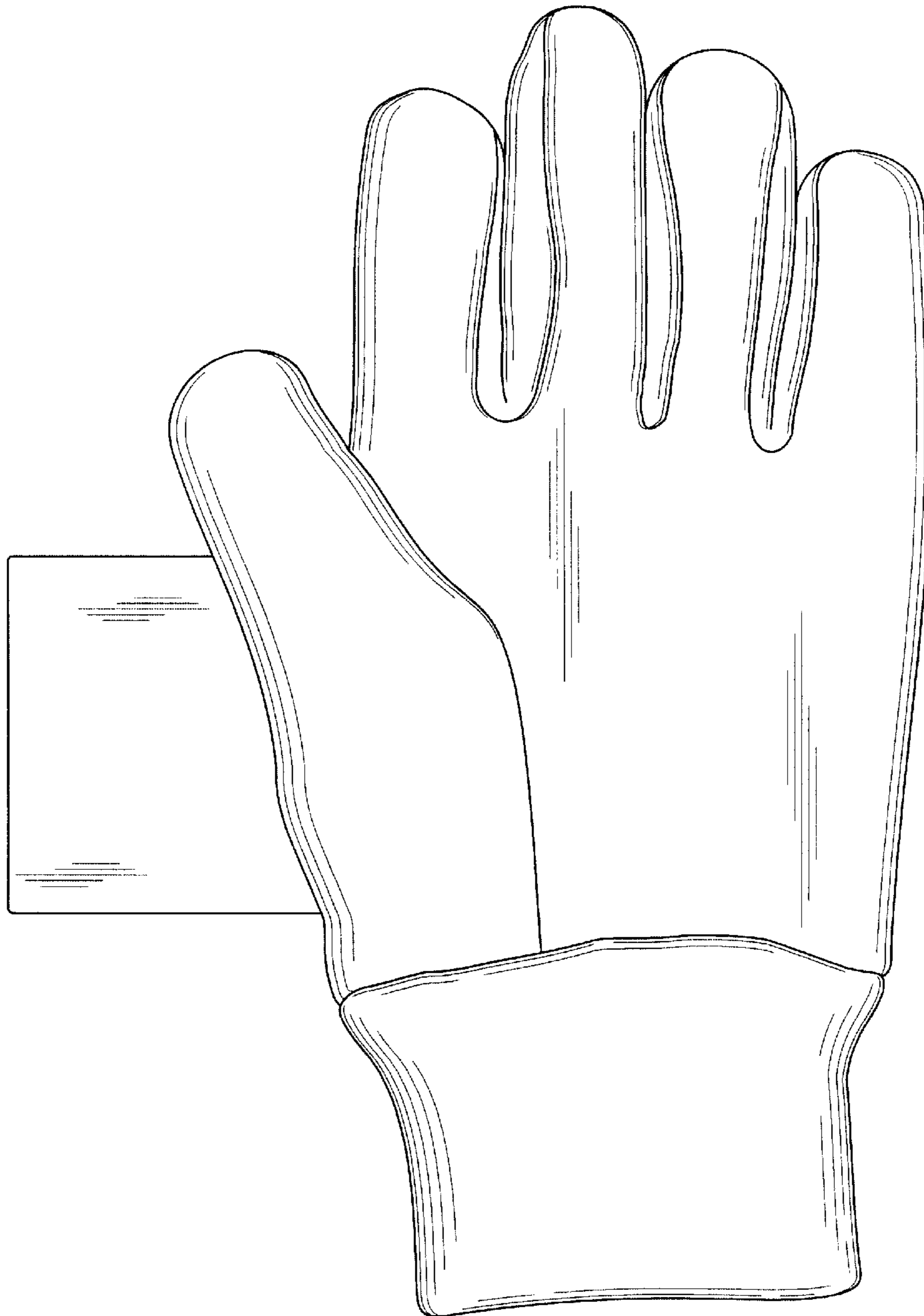


Fig.4




Fig. 5

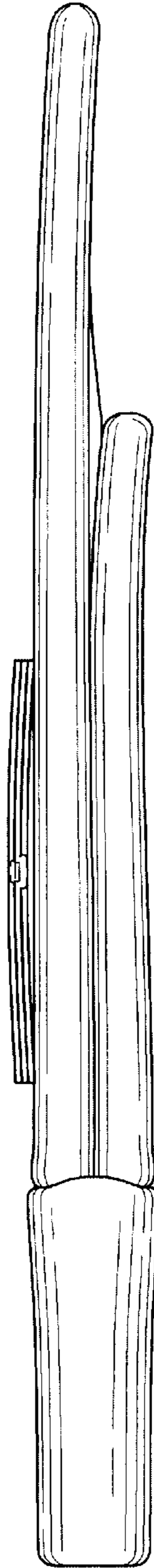


Fig. 6

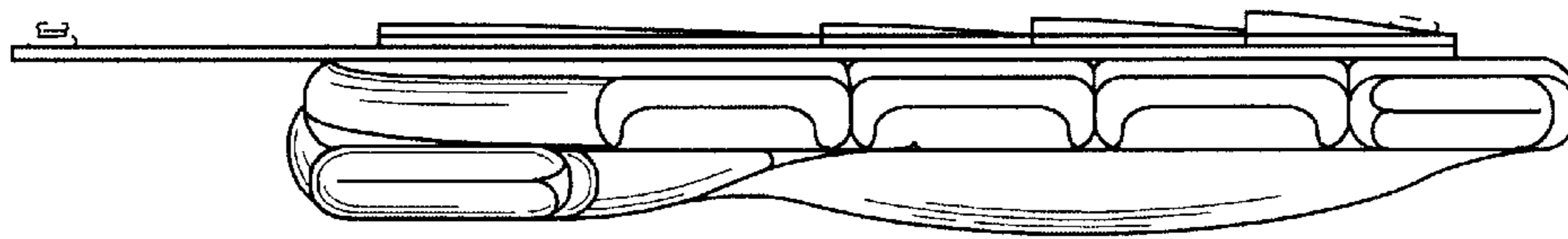


Fig. 7

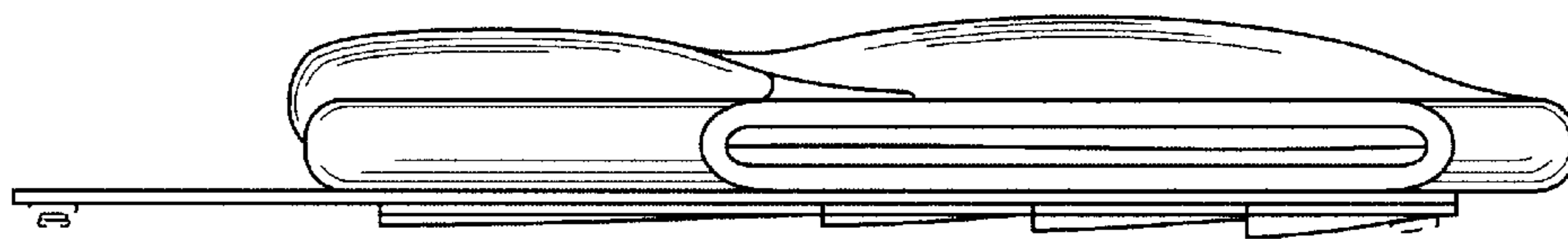


Fig. 8