



US00D537232S

(12) **United States Design Patent**
Schuller et al.

(10) **Patent No.:** **US D537,232 S**

(45) **Date of Patent:** **** Feb. 27, 2007**

(54) **IMPLEMENT FOR CONTACTING SURFACES**

(75) Inventors: **David William Schuller**, Lebanon, OH (US); **Craig Merillat Rasmussen**, Loveland, OH (US); **Brent William Mason**, West Chester, OH (US); **Anthony Piazza**, Palo Alto, CA (US); **Sally Madsen**, Mountain View, CA (US); **Elizabeth Liebert**, Menlo Park, CA (US); **Judy M. Lee**, San Francisco, CA (US)

(73) Assignee: **The Iams Company**, Dayton, OH (US)

(**) Term: **14 Years**

(21) Appl. No.: **29/258,649**

(22) Filed: **Apr. 25, 2006**

(51) **LOC (8) Cl.** **02-06**

(52) **U.S. Cl.** **D2/617**

(58) **Field of Classification Search** D29/113, D29/116, 116.3, 117.1, 117.2, 123; D2/610, D2/616-621, 623; D24/190; 2/1, 455, 16, 2/19-20, 162, 165-167, 159-160, 161.1, 2/161.2, 161.3, 161.4, 161.5, 161.6, 161.7, 2/161.8, 908, 917; D32/43; D30/158; D28/63
See application file for complete search history.

(56) **References Cited**

U.S. PATENT DOCUMENTS

1,161,719	A	*	11/1915	Norton	2/168
3,096,523	A	*	7/1963	Bruchas	2/159
3,885,249	A		5/1975	De Brabander		
4,843,652	A		7/1989	Kuwahara		
4,953,998	A		9/1990	McCartherens		
5,008,969	A		4/1991	Jarrett		
5,169,251	A		12/1992	Davis		
5,441,355	A		8/1995	Moore		
5,577,273	A		11/1996	Newkirk et al.		
5,676,092	A		10/1997	Ortolivo		
5,722,349	A		3/1998	Wolgamuth		
5,768,709	A		6/1998	Newkirk et al.		

5,867,829	A		2/1999	Hegoas		
D414,301	S	*	9/1999	Werner	D29/116.2
5,971,756	A		10/1999	Fjelstad		
6,024,970	A		2/2000	Woodard		

(Continued)

FOREIGN PATENT DOCUMENTS

DE		2727280		12/1978
EP		00512695	A1	11/1992
EP		638277		2/1995
FR		2333482		7/1977

(Continued)

OTHER PUBLICATIONS

Mitts, Biznet.com.
U.S. Appl. No. 29/258,640, filed Apr. 25, 2006, Schuller et al.
U.S. Appl. No. 29/258,646, filed Apr. 25, 2006, Schuller et al.
U.S. Appl. No. 29/258,683, filed Apr. 25, 2006, Schuller et al.
U.S. Appl. No. 29/258,638, filed Apr. 25, 2006, Schuller et al.

Primary Examiner—Robert A. Delehanty
(74) *Attorney, Agent, or Firm*—Cynthia L. Clay; Kelly L. McDow-Dunham; Karen F. Clark

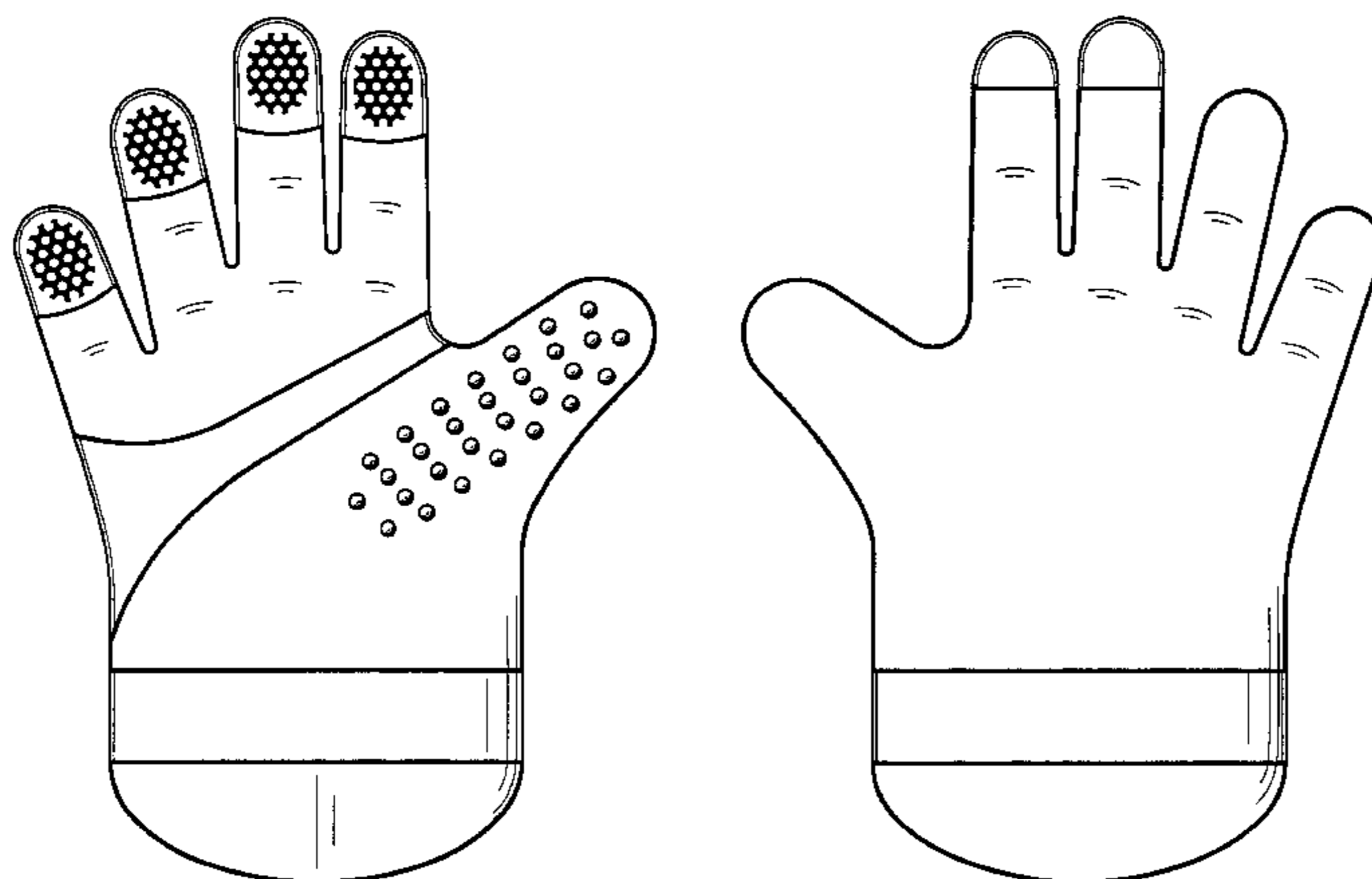
(57) **CLAIM**

The ornamental design for an implement for contacting surfaces, as shown and described.

DESCRIPTION

FIG. 1 is a perspective view of an implement for contacting surfaces ornamentation showing our new design;
FIG. 2 is a bottom view thereof;
FIG. 3 is a top view,
FIG. 4 is a right side view,
FIG. 5 is a left side view thereof;
FIG. 6 is a front view; and,
FIG. 7 is a back view.

1 Claim, 5 Drawing Sheets



US D537,232 S

Page 2

U.S. PATENT DOCUMENTS

6,065,431	A	5/2000	Davis	
6,109,214	A	8/2000	Rampersad	
6,153,208	A	11/2000	McAtee et al.	
6,275,995	B1	8/2001	Le Gette et al.	
6,338,855	B1	1/2002	Albacarys et al.	
D460,585	S *	7/2002	Johnson	D29/116.2
6,604,244	B1	8/2003	Leach	
D479,972	S *	9/2003	Cueto	D2/617
6,669,657	B1	12/2003	Ongwela	
6,726,386	B1	4/2004	Gruenbacher et al.	
6,811,338	B1	11/2004	Mansker, Jr. et al.	
6,834,619	B1	12/2004	Rampersad	
2005/0072374	A1	4/2005	Claire	
2005/0136098	A1	6/2005	Spadini et al.	

FOREIGN PATENT DOCUMENTS

FR	2702947	9/1994
GB	2113977	8/1983
GB	2134371	8/1984
GB	2322791	9/1998
GB	2346801	8/2000
GB	2369286	5/2002
WO	WO 095/25428 A1	9/1995
WO	WO 099/13861 A1	3/1999
WO	WO 099/55303 A1	11/1999
WO	WO 05/004588 A1	1/2005
WO	WO 05/025304 A1	3/2005

* cited by examiner

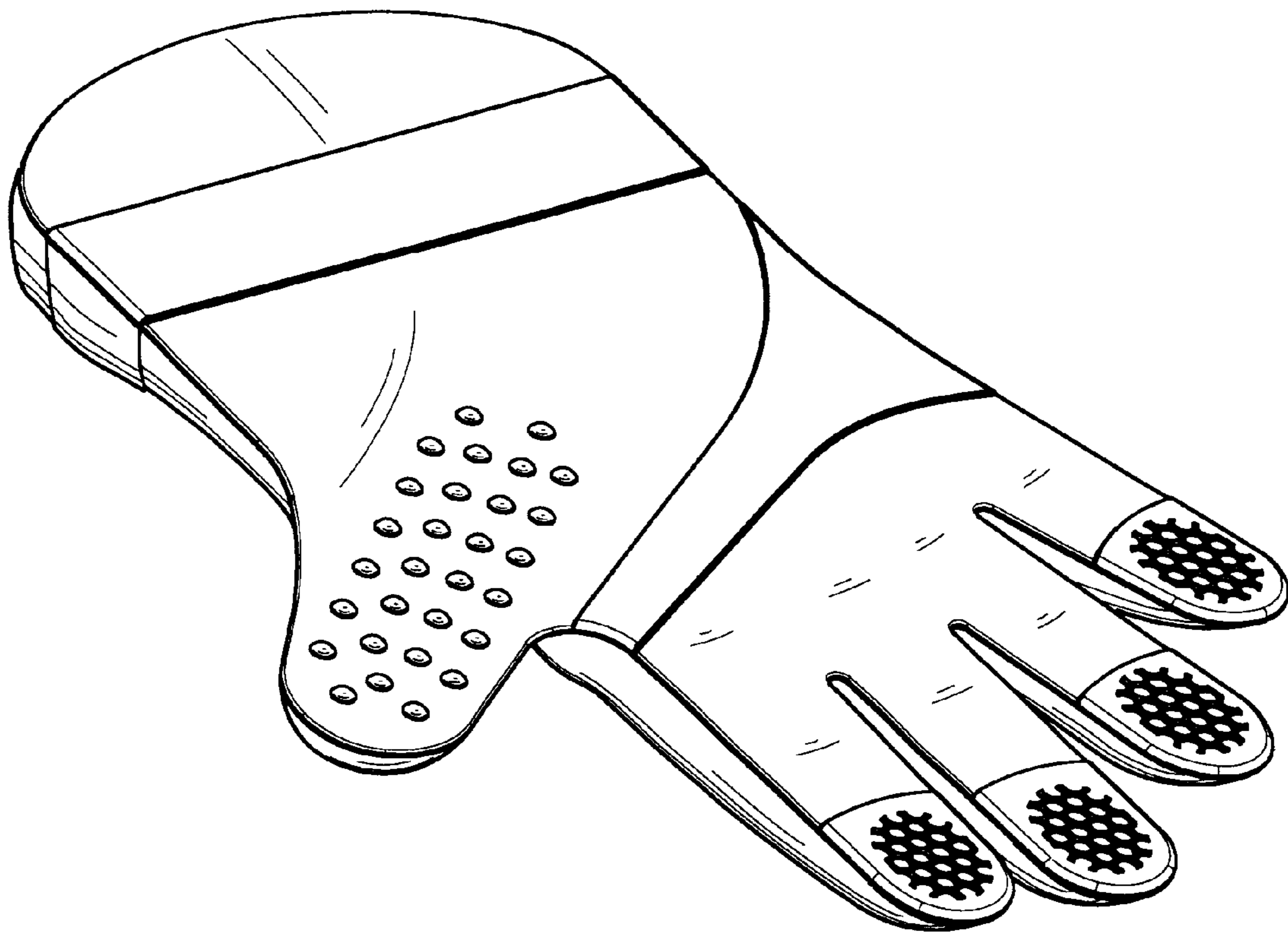


Fig. 1

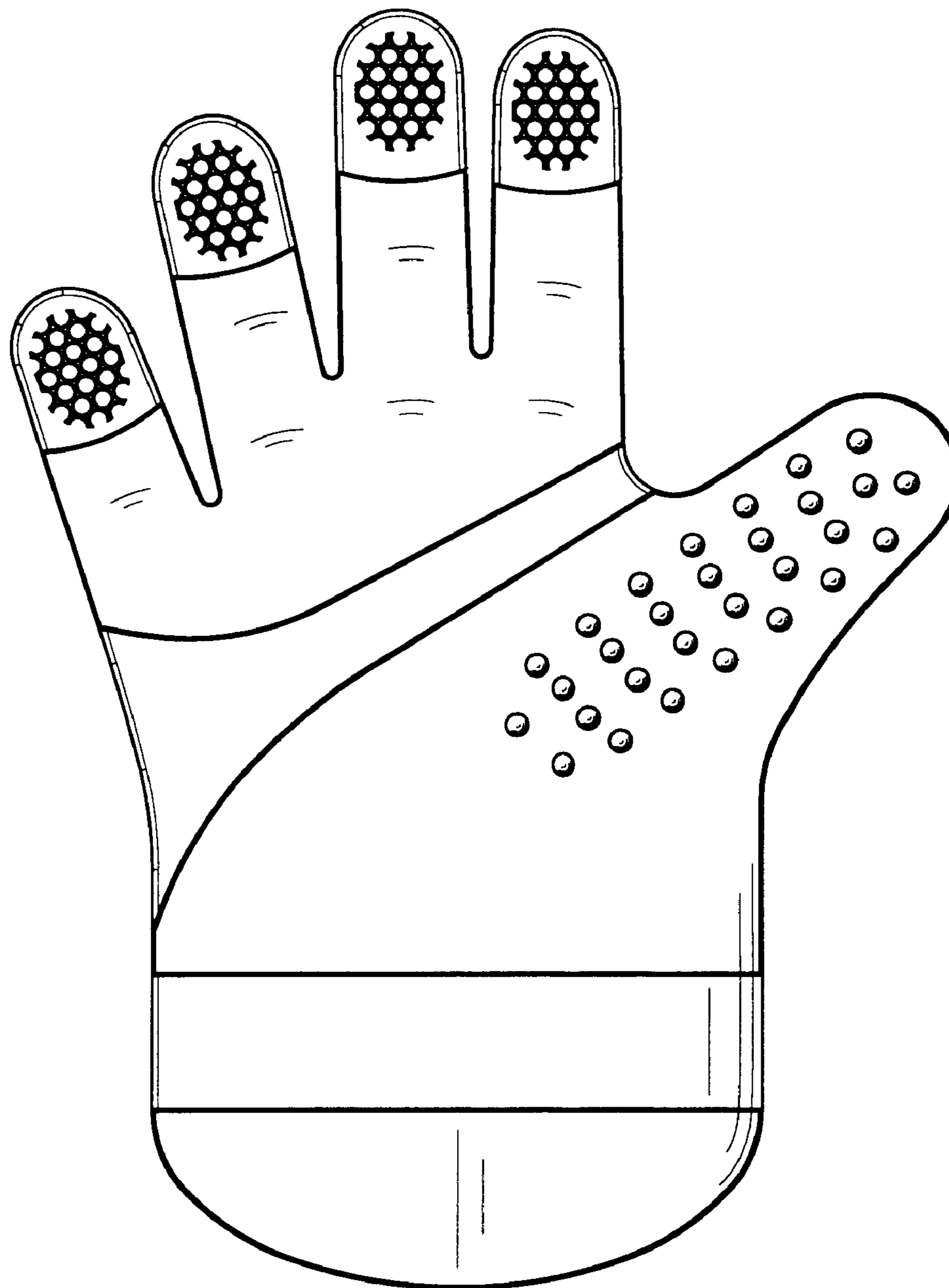


Fig. 2

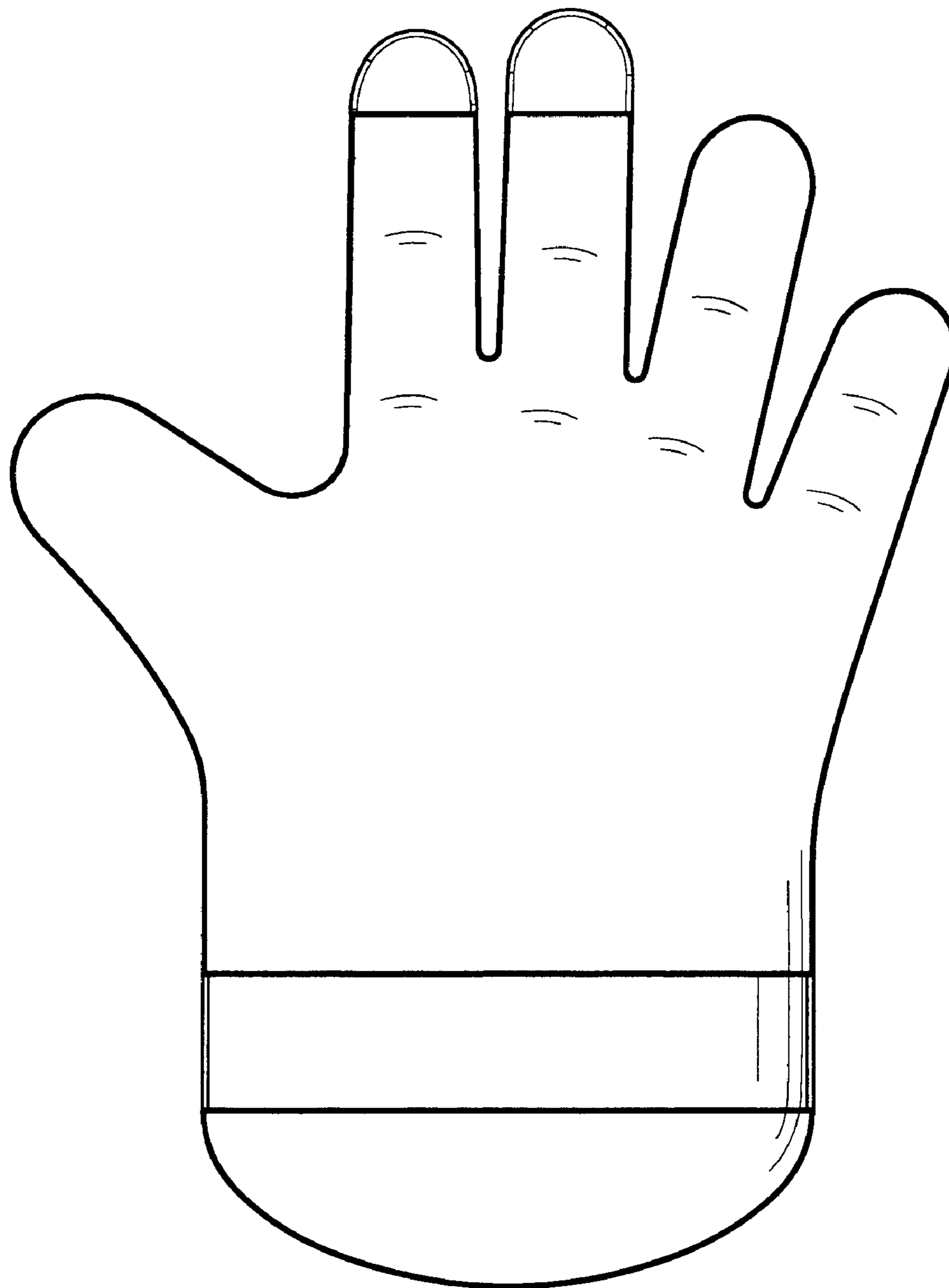


Fig. 3




Fig. 5




Fig. 4



Fig. 6

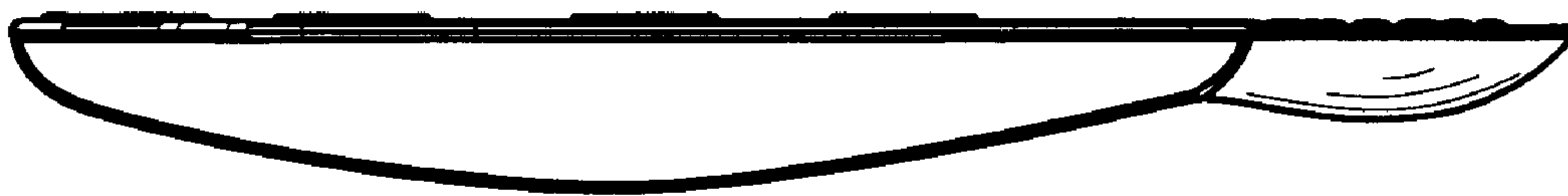


Fig. 7