



US00D537230S

(12) **United States Design Patent** (10) **Patent No.:** **US D537,230 S**
Phelps et al. (45) **Date of Patent:** **** Feb. 20, 2007**

(54) **MAILBOX TOP ADORNMENT**

(76) Inventors: **Richard Phelps**, 6517 Hichory Ave.,
Orangevale, CA (US) 95662; **Gregory Phelps**, 7617 Poplar Ave., Citrus
Heights, CA (US) 95621

(**) Term: **14 Years**

(21) Appl. No.: **29/261,076**

(22) Filed: **Jun. 7, 2006**

Related U.S. Application Data

(62) Division of application No. 29/214,188, filed on Sep. 29,
2004.

(51) **LOC (8) Cl.** **99-00**

(52) **U.S. Cl.** **D99/29**

(58) **Field of Classification Search** D99/28,
D99/29, 30, 31, 32, 5; 232/24-27, 34, 39,
232/19-21; 312/204, 216, 224, 278, 279,
312/283, 285; D8/378

See application file for complete search history.

(56) **References Cited**

U.S. PATENT DOCUMENTS

D197,683 S * 3/1964 Kusel D99/32

D199,043 S * 9/1964 Duncan D99/29
D254,755 S * 4/1980 Mortensen et al. D99/32
D462,498 S * 9/2002 Preble D99/32
D494,456 S * 8/2004 Fahy et al. D8/378
D507,478 S * 7/2005 Blackstone D8/378

* cited by examiner

Primary Examiner—Paula A. Greene

(74) *Attorney, Agent, or Firm*—Milford A. Keshishian

(57) **CLAIM**

The ornamental design for a mailbox top adornment, as
shown and described.

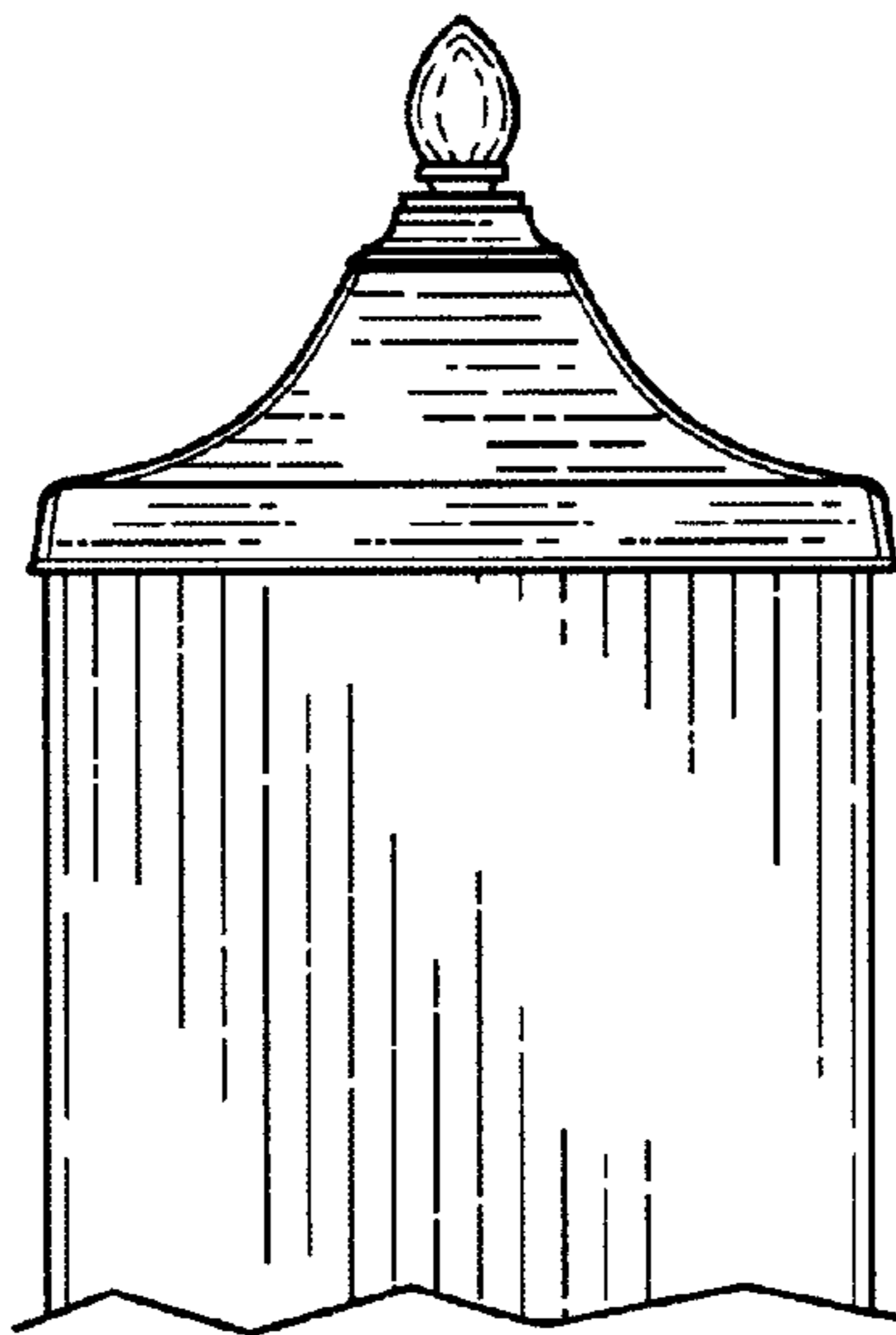
DESCRIPTION

FIG. 1 is a fragmentary right side elevational view of a
mailbox top adornment showing our new design, each side
is a mirror image; and,

FIG. 2 is a top plan view thereof, the undisclosed bottom is
not part of the claimed design.

The broken lines in FIG. 1 and 2 are for illustrative purposes
only and forms no part of the claimed design.

1 Claim, 2 Drawing Sheets



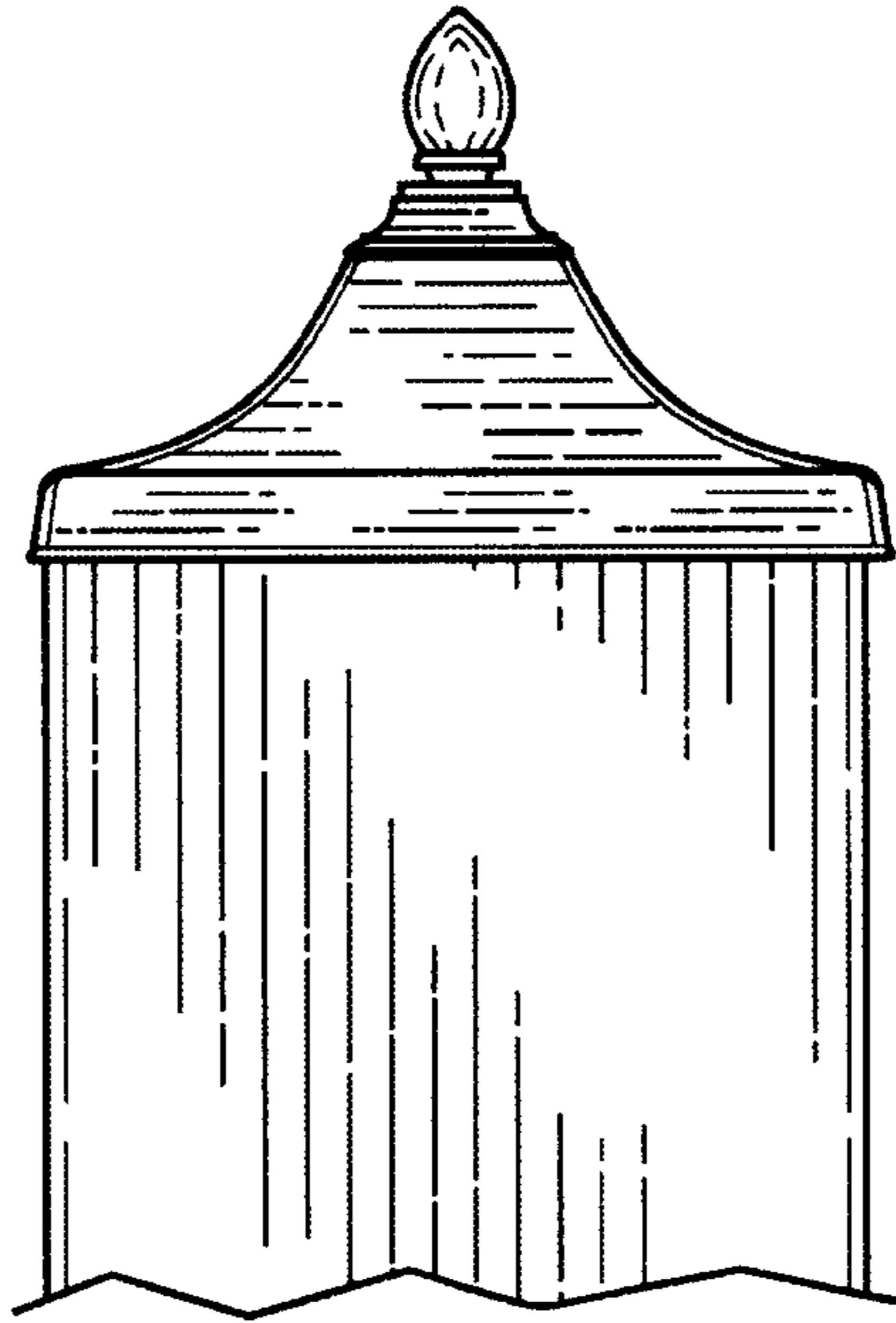


FIG. 1

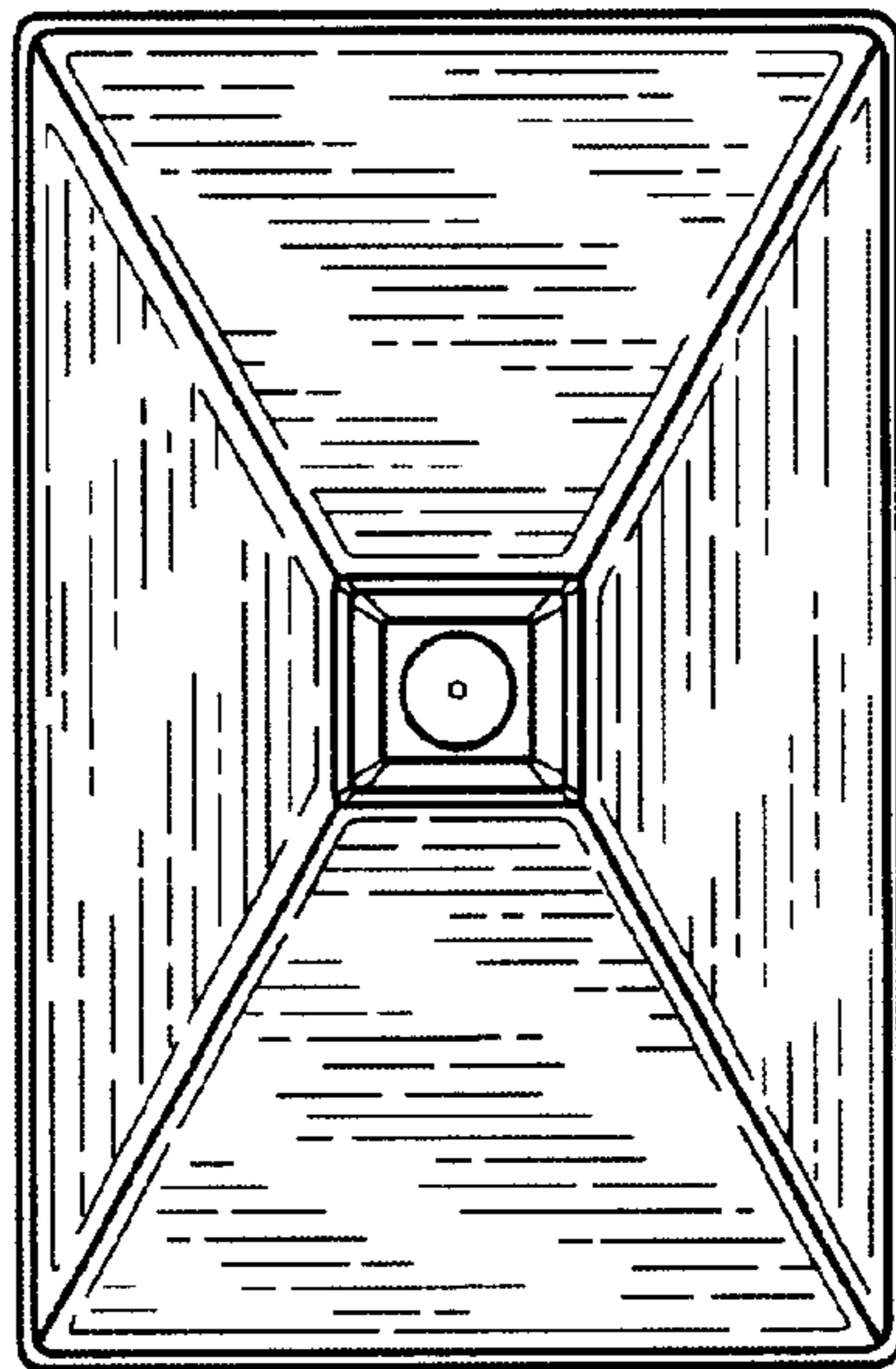


FIG. 2