



US00D537229S

(12) **United States Design Patent**  
**Abe et al.**

(10) **Patent No.:** **US D537,229 S**  
(45) **Date of Patent:** **\*\* Feb. 20, 2007**

- (54) **PALLET**
- (75) Inventors: **Tsuyoshi Abe**, Tokyo (JP); **Satoshi Ishihara**, Saitama (JP); **Hideyuki Goda**, Kanagawa (JP)
- (73) Assignee: **Ricoh Company, Ltd.**, Tokyo (JP)
- (\*\*) Term: **14 Years**
- (21) Appl. No.: **29/235,496**
- (22) Filed: **Aug. 3, 2005**
- (30) **Foreign Application Priority Data**  
Feb. 9, 2005 (JP) ..... 2005-003445
- (51) **LOC (8) Cl.** ..... **09-08**
- (52) **U.S. Cl.** ..... **D34/38**
- (58) **Field of Classification Search** ..... D34/28,  
D34/38; 108/51.11, 52.1, 53.1, 53.5, 55.1,  
108/55.3, 56.1, 901; 248/346.01  
See application file for complete search history.

- 3,269,336 A \* 8/1966 Naylor et al. .... 108/55.1
- 3,726,236 A \* 4/1973 Colas ..... 108/51.11
- D410,786 S \* 6/1999 Favaron et al. .... D34/38
- D495,460 S \* 8/2004 Apps et al. .... D34/38

\* cited by examiner

*Primary Examiner*—Cynthia E. Ramirez  
(74) *Attorney, Agent, or Firm*—Dickstein Shapiro LLP

(57) **CLAIM**

The ornamental design for a pallet, as shown and described.

**DESCRIPTION**

FIG. 1 is a front elevation of a pallet according to the present invention;  
 FIG. 2 is a right side elevation thereof;  
 FIG. 3 is a top plan view thereof;  
 FIG. 4 is a bottom plan view thereof; and,  
 FIG. 5 is a top, front and right side perspective view thereof.

(56) **References Cited**

U.S. PATENT DOCUMENTS

- 3,246,824 A \* 4/1966 Gardner ..... 206/386

**1 Claim, 4 Drawing Sheets**

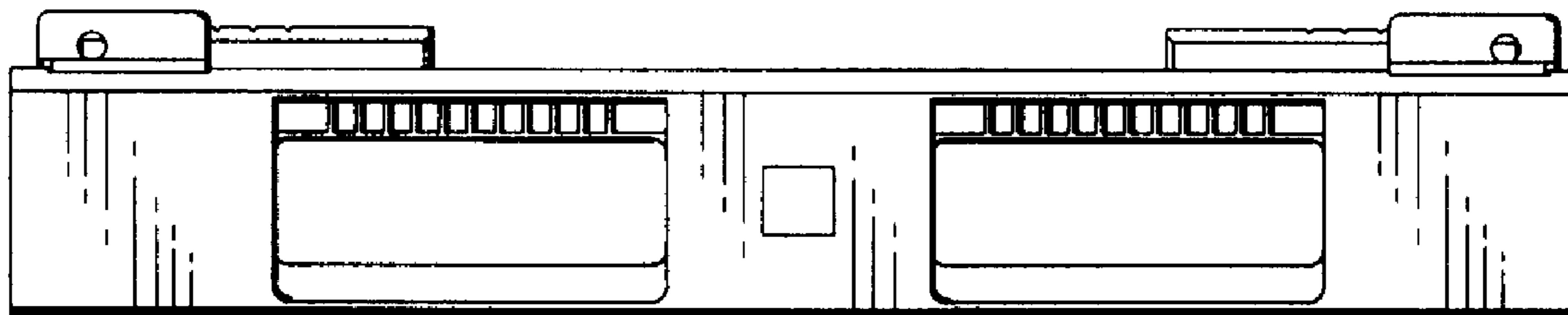


FIG. 1

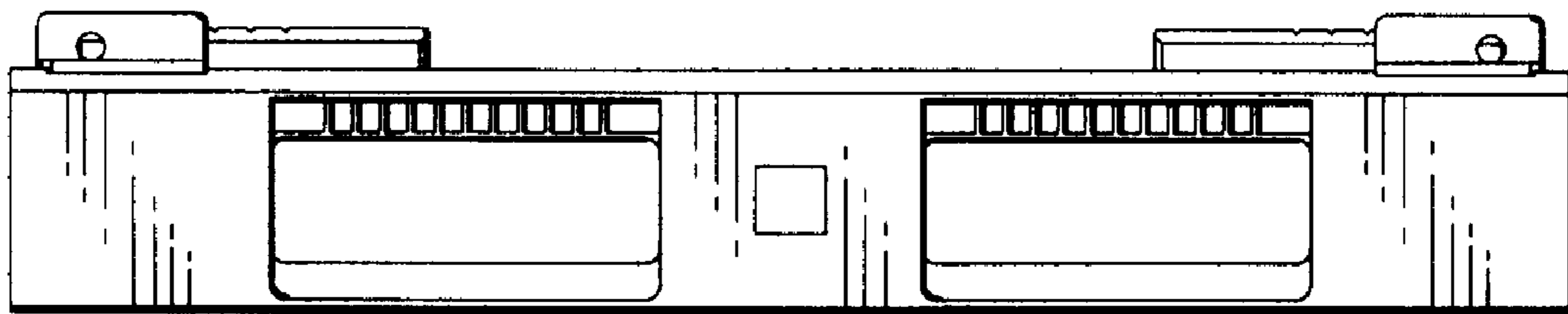


FIG. 2

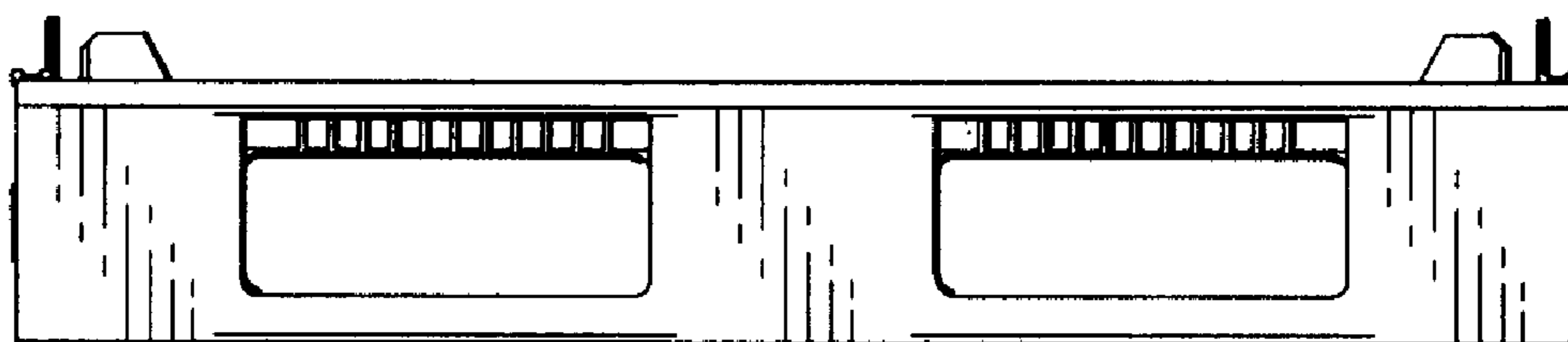


FIG. 3

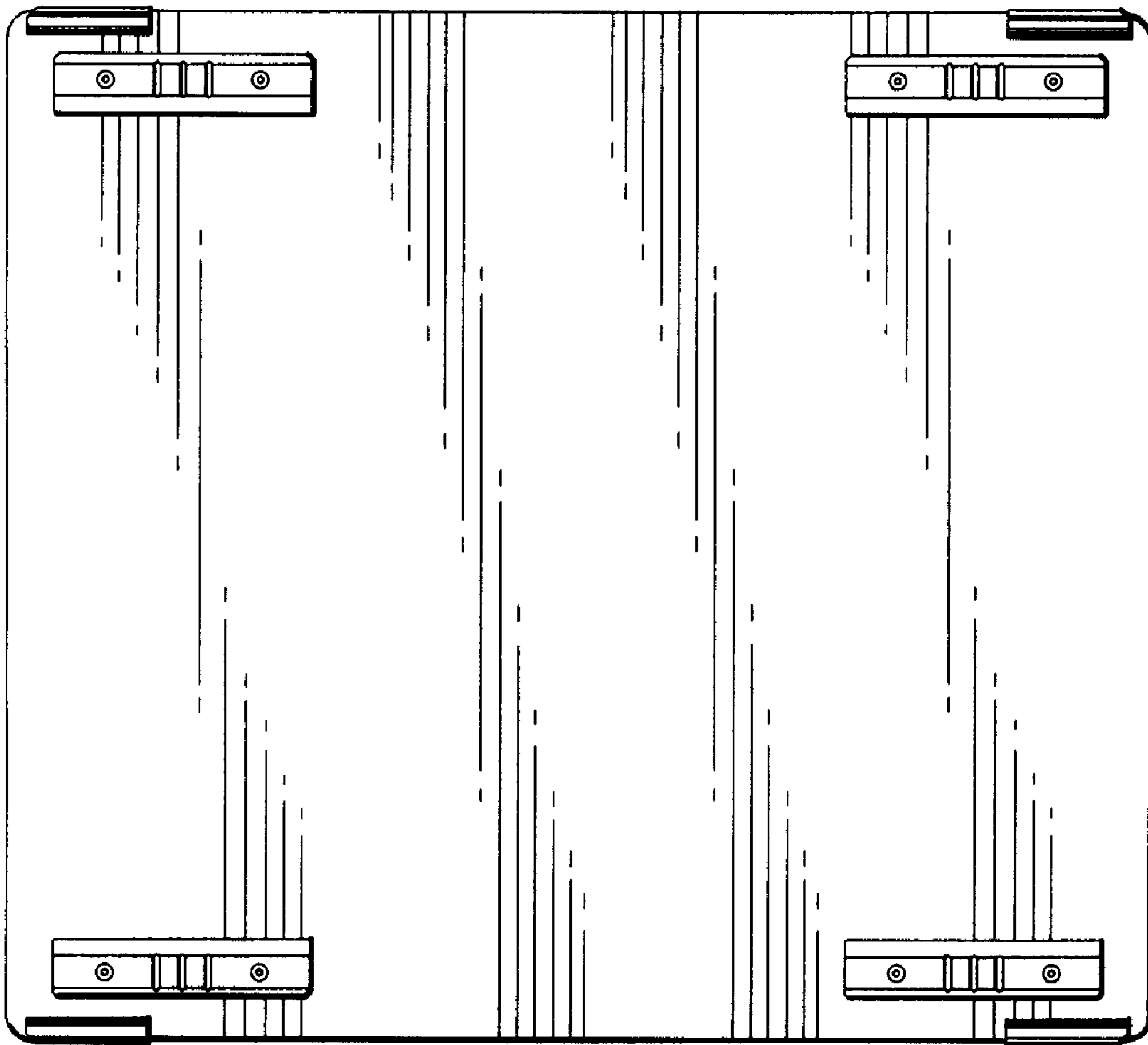


FIG. 4

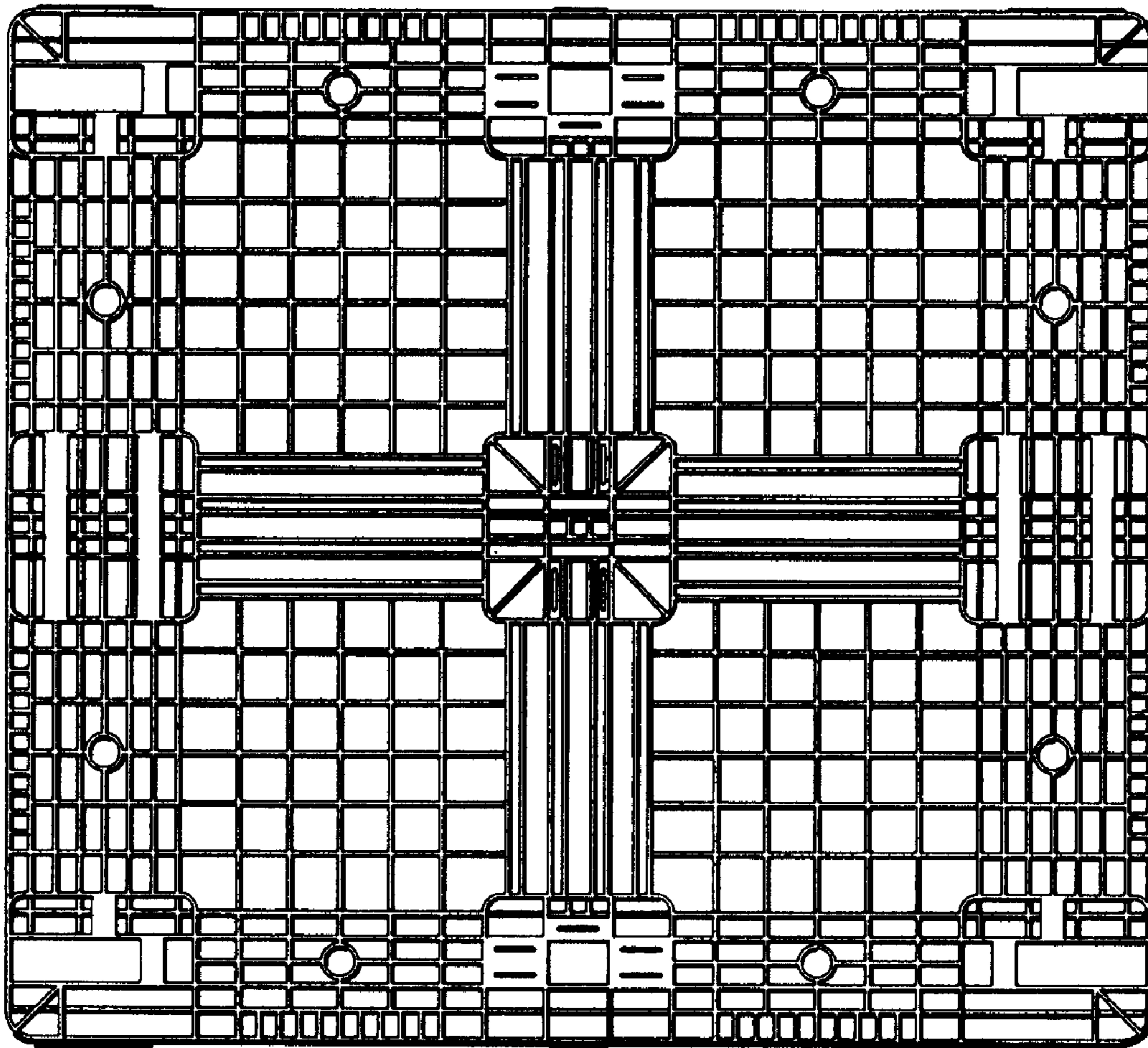


FIG. 5

