



US00D537222S

(12) **United States Design Patent**  
**Presnell**

(10) **Patent No.:** **US D537,222 S**

(45) **Date of Patent:** **\*\* Feb. 20, 2007**

(54) **SQUARE DOME TOP CONTAINER**

(75) Inventor: **Donald C. Presnell**, Stephens City, VA (US)

(73) Assignee: **Rubbermaid Commercial Products LLC**, Winchester, VA (US)

(\*\*) Term: **14 Years**

(21) Appl. No.: **29/229,847**

(22) Filed: **May 13, 2005**

(51) **LOC (8) Cl.** ..... **09-09**

(52) **U.S. Cl.** ..... **D34/7**

(58) **Field of Classification Search** ..... D34/1,  
D34/5, 6, 7, 8, 9, 10, 11; 220/908-913; D20/19;  
40/606.05

See application file for complete search history.

(56) **References Cited**

**U.S. PATENT DOCUMENTS**

1,196,991 A	9/1916	Smith
2,501,359 A	3/1950	Stilson
2,996,842 A	8/1961	Weston
3,153,629 A	10/1964	Sabol

(Continued)

**OTHER PUBLICATIONS**

United Receptacles Catalog, p. 9, Item F, Jun. 13, 2000.\*  
“Landmark Series™ Classic Containers” information sheet,  
Rubbermaid Commercial Products (1 page).  
Witt Stadium Series product brochure, Witt Industries (1  
page, front and back).

“Architek™ by Howard” sale ad, United Receptacle®, *Free Info: Circle 314*, Apr. 2003 (1 page, front only).

ST Series Waste Receptacles product brochure, RPI Furnishings for Public Spaces (5 pages).

Wausau Tile product brochure (24 pages).

<http://www.webcoat.com/tr/trperf>, Visions Innovated Products, Inc., Catalog—Trash Receptacles—Perforated Style.

*Primary Examiner*—Cynthia E. Ramirez

(74) *Attorney, Agent, or Firm*—Foley & Lardner LLP

(57) **CLAIM**

The ornamental design for a square dome top container, as shown and described.

**DESCRIPTION**

FIG. 1 is a top frontal perspective view of a square dome top container according to my new design;

FIG. 2 is a front view of the square dome top container shown in FIG. 1;

FIG. 3 is a back view of the square dome top container shown in FIG. 1;

FIG. 4 is a left side view of the square dome top container shown in FIG. 1;


FIG. 5 is a right side view of the square dome top container shown in FIG. 1;

FIG. 6 is a top view of the square dome top container shown in FIG. 1; and,

FIG. 7 is a bottom view of the square dome top container shown in FIG. 1.

The ornamental design which is claimed is shown in solid lines in the drawings. The broken lines in the drawings are for illustrative purposes only and form no part of the claimed design.

**1 Claim, 7 Drawing Sheets**



# US D537,222 S

Page 2

---

## U.S. PATENT DOCUMENTS

3,272,376	A	9/1966	Tierney et al.		
D229,279	S	* 11/1973	Kay et al. ....	D34/1	
3,793,756	A	* 2/1974	Kay et al. ....	40/306	
3,803,738	A	* 4/1974	Weiss .....	40/306	
D232,211	S	* 7/1974	Kay et al. ....	D34/8	
D234,288	S	* 2/1975	Kay et al. ....	D34/1	
4,130,103	A	12/1978	Zimmerman		
4,281,813	A	8/1981	Garrity		
4,301,961	A	11/1981	Rodish		
4,457,483	A	7/1984	Gagne		
4,714,353	A	12/1987	Leaphart		
5,052,570	A	10/1991	Johansen		
5,056,679	A	10/1991	Lonczak		
D338,758	S	* 8/1993	Sexton et al. ....	D34/7	
5,372,269	A	12/1994	Sutton et al.		
D394,930	S	* 6/1998	Creske .....	D34/1	
D404,865	S	* 1/1999	Zackson .....	D34/1	
6,044,877	A	4/2000	Bennet		
6,068,155	A	5/2000	Sicherman		
6,129,051	A	10/2000	Jessie et al.		
6,338,316	B1	1/2002	Weaver		
6,450,362	B1	9/2002	Laurion		
D484,290	S	* 12/2003	Ragot .....	D34/1	
D495,845	S	* 9/2004	Lauer .....	D34/1	
D521,204	S	* 5/2006	Lauer .....	D34/1	

\* cited by examiner

Fig. 1




Fig. 2

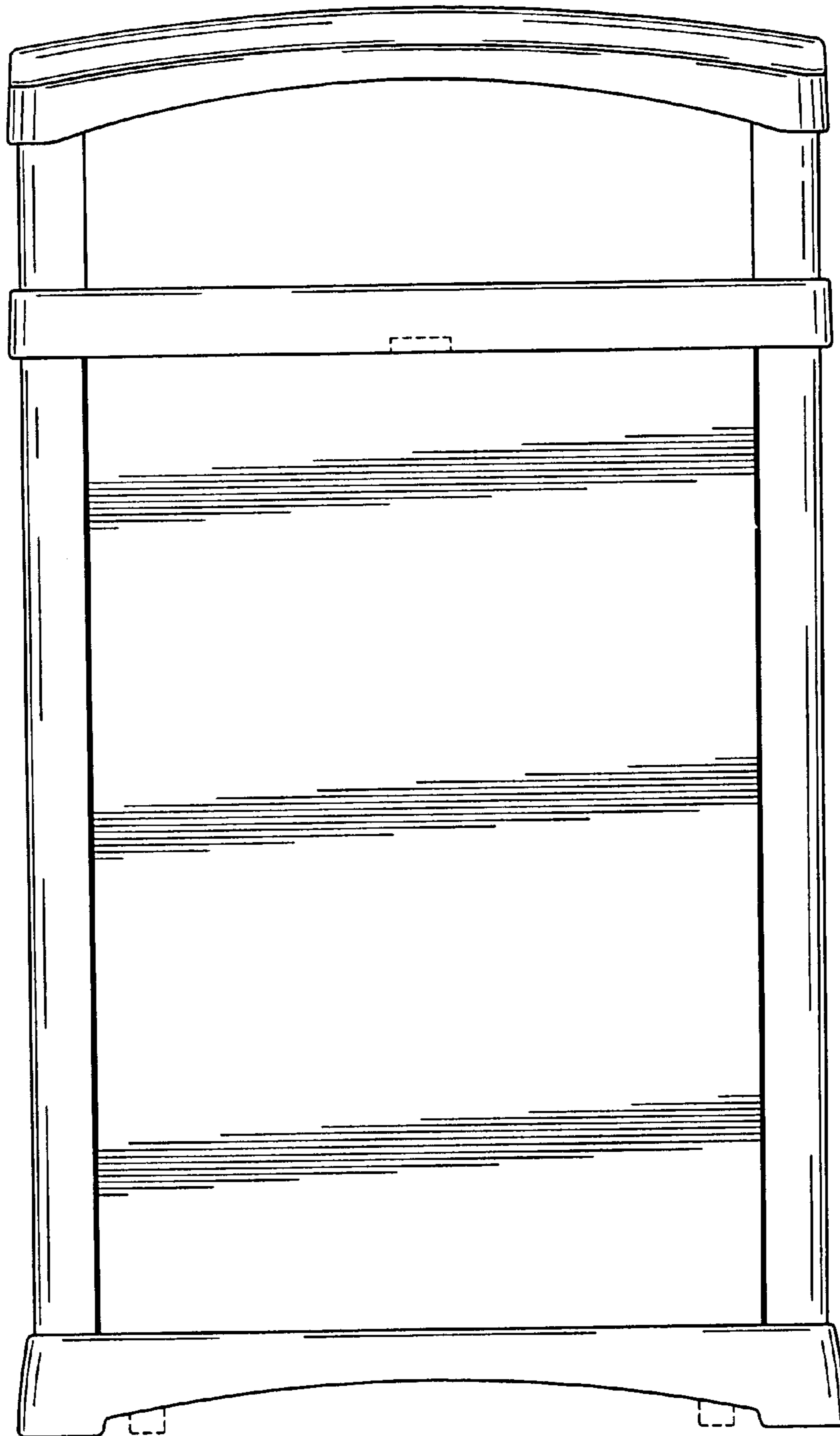


Fig. 3

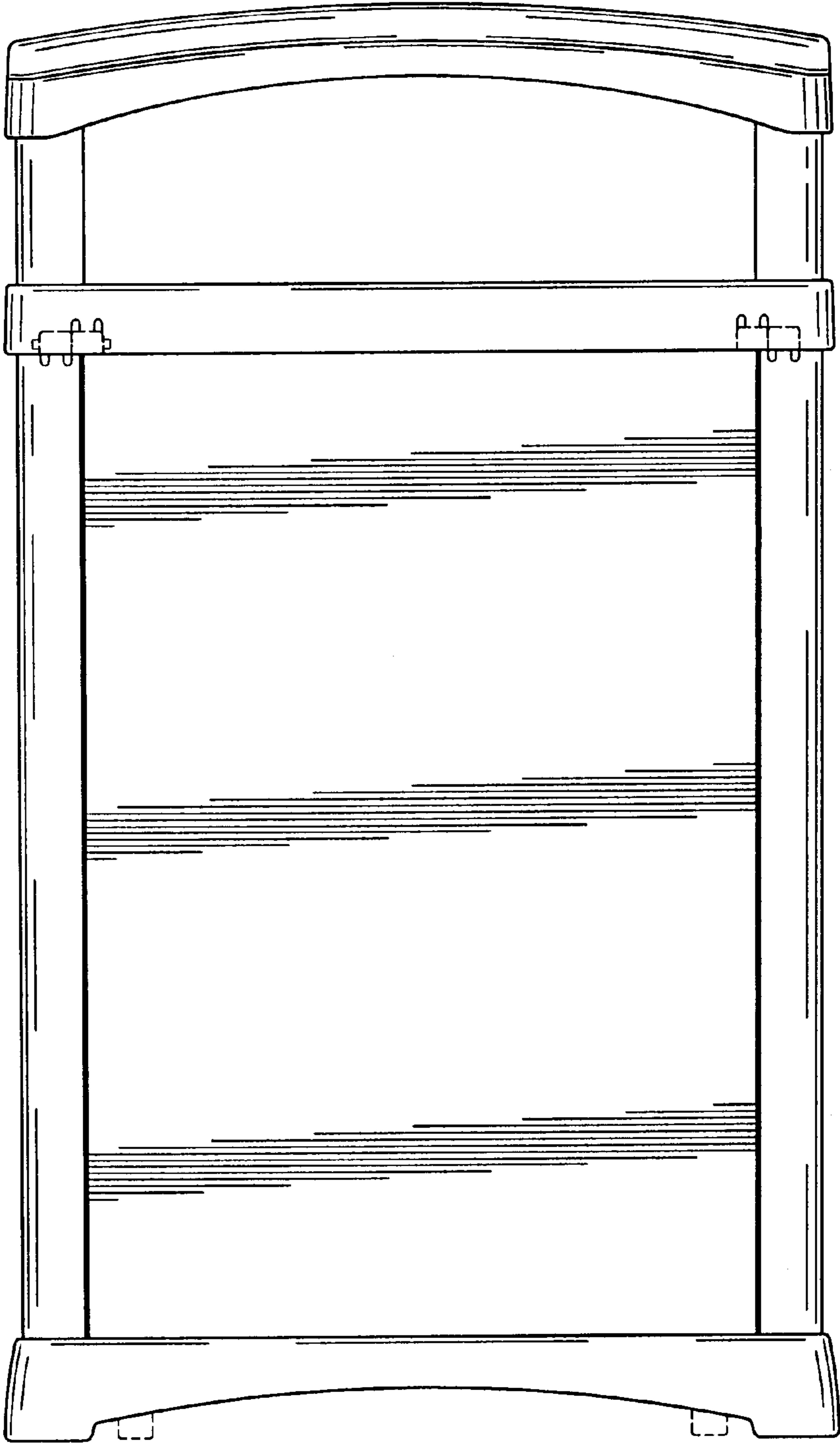




Fig. 4

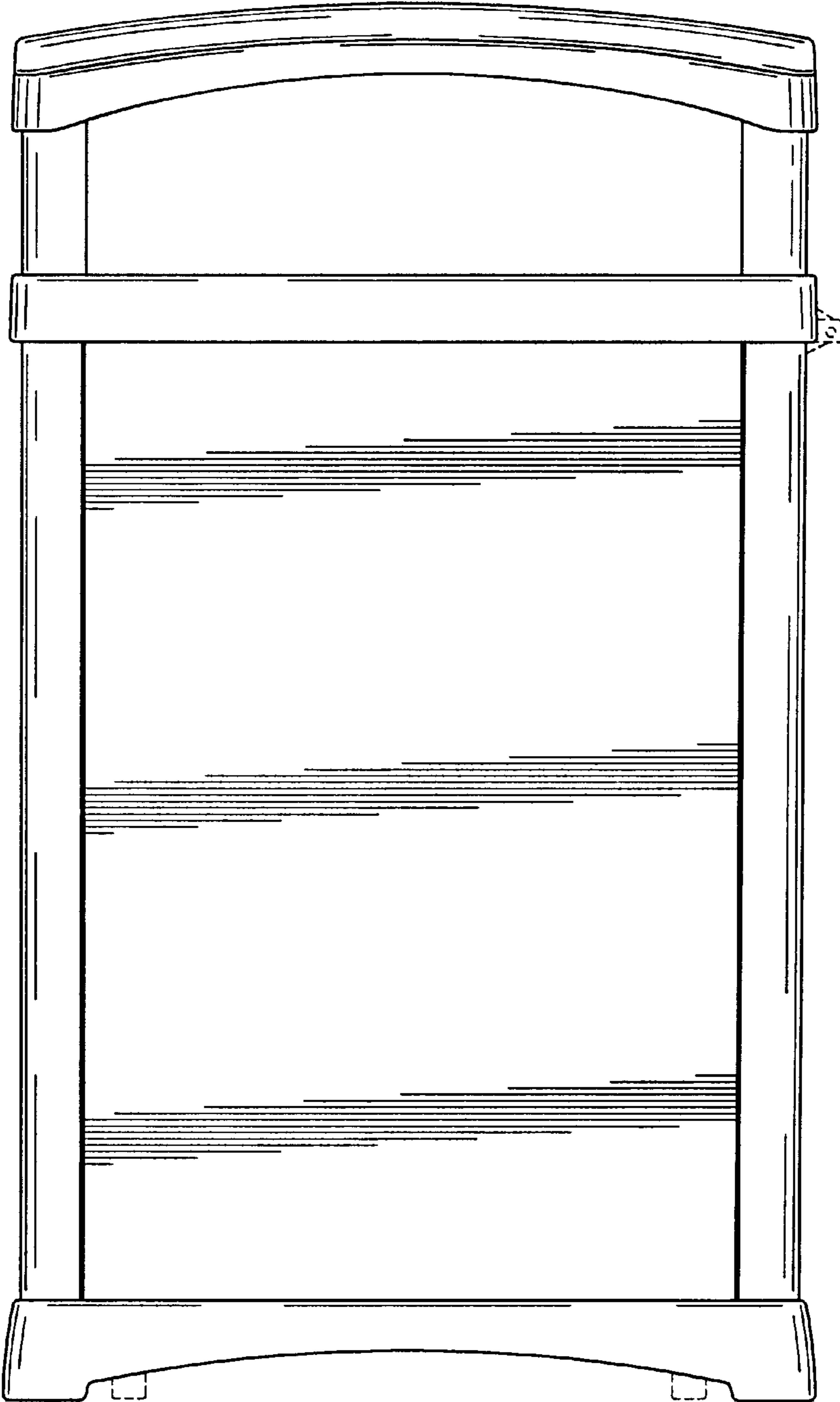


Fig. 5

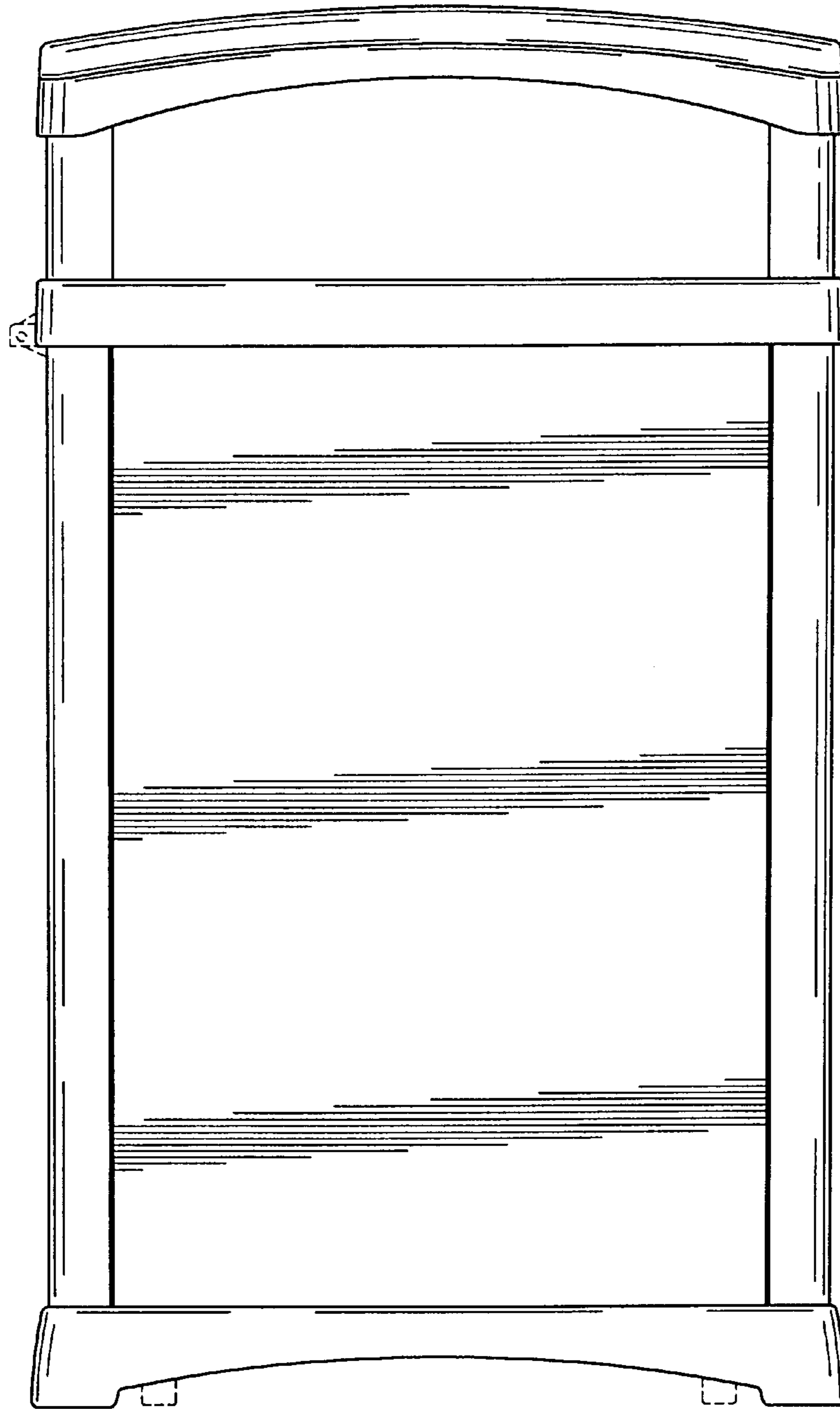


Fig. 6






Fig. 7

