



US00D537204S

(12) **United States Design Patent**  
**Ramm et al.**

(10) **Patent No.:** **US D537,204 S**

(45) **Date of Patent:** **\*\* Feb. 20, 2007**

(54) **GRIPPING ELEMENT FOR A RAZOR HANDLE**

D408,101 S \* 4/1999 Shurtleff ..... D28/48  
D478,687 S \* 8/2003 Provost ..... D28/48  
D495,828 S \* 9/2004 Ham et al. .... D28/48

(75) Inventors: **Christopher Ramm**, North Attleboro, MA (US); **Michael J. Gray**, Duxbury, MA (US)

\* cited by examiner

*Primary Examiner*—Jennifer Rivard

(73) Assignee: **The Gillette Company**, Boston, MA (US)

(74) *Attorney, Agent, or Firm*—Kevin C. Johnson

(\*\*) Term: **14 Years**

(57) **CLAIM**

The ornamental design for a gripping element for a razor handle, as shown and described.

(21) Appl. No.: **29/226,326**

**DESCRIPTION**

(22) Filed: **Mar. 28, 2005**

(51) **LOC (8) Cl.** ..... **28-03**

FIG. 1 is a top perspective view of a gripping element for a razor handle showing my new design;

(52) **U.S. Cl.** ..... **D28/48**

FIG. 2 is a top plan view thereof;

(58) **Field of Classification Search** ..... D28/44,  
D28/45–48; 30/32, 34.05, 34.1, 34.2, 40,  
30/41, 41.5–41.8, 44, 45, 47–51, 57, 526,  
30/527, 530–533

FIG. 3 is a bottom plan view thereof;

FIG. 4 is a left side elevational view, the right side elevational view being a mirror image thereof;

See application file for complete search history.

FIG. 5 is a front elevational view thereof; and,

FIG. 6 is a rear elevational view thereof.

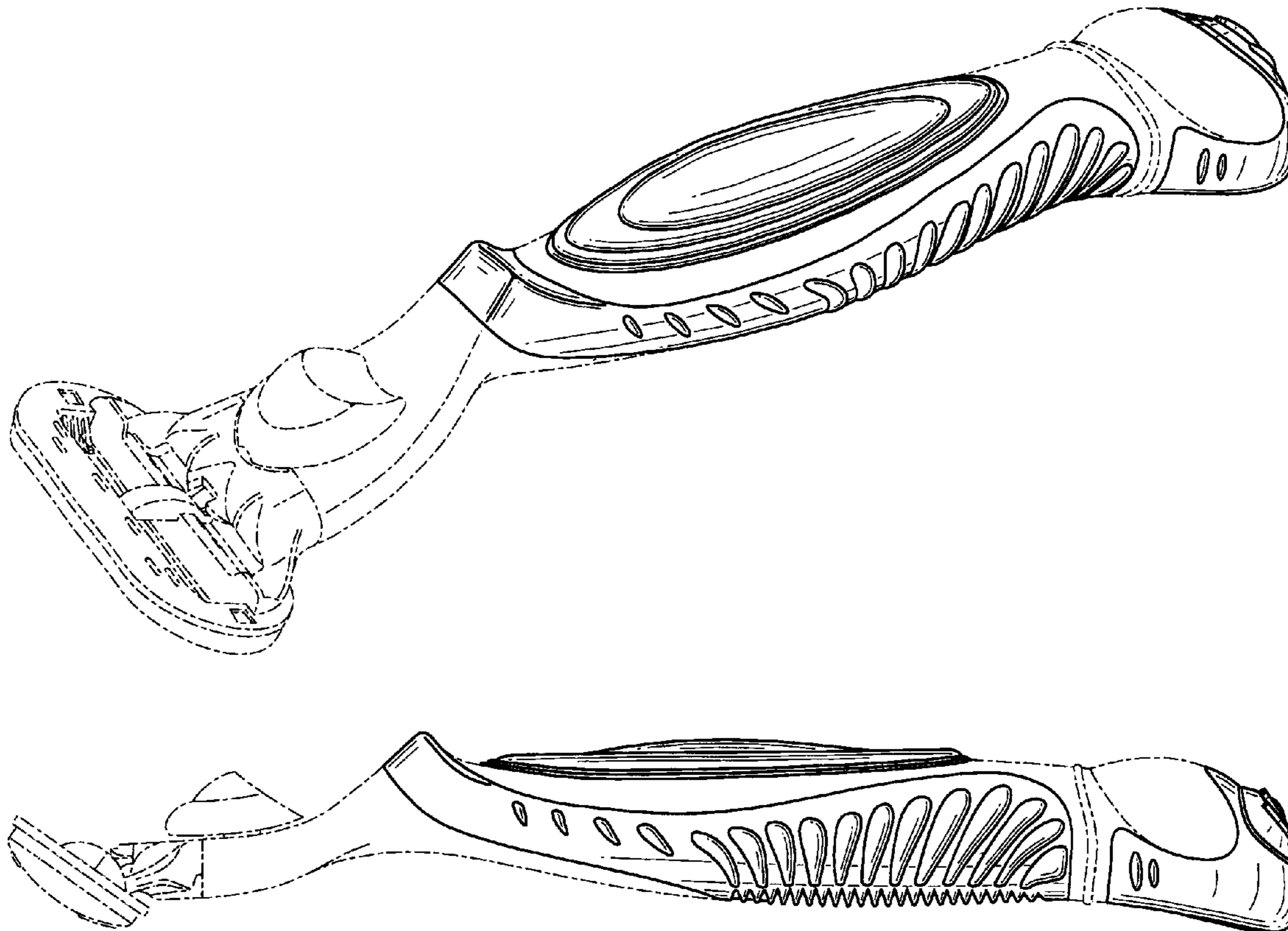
The broken lines are for illustrative purposes only and form no part of the claimed design.

(56) **References Cited**

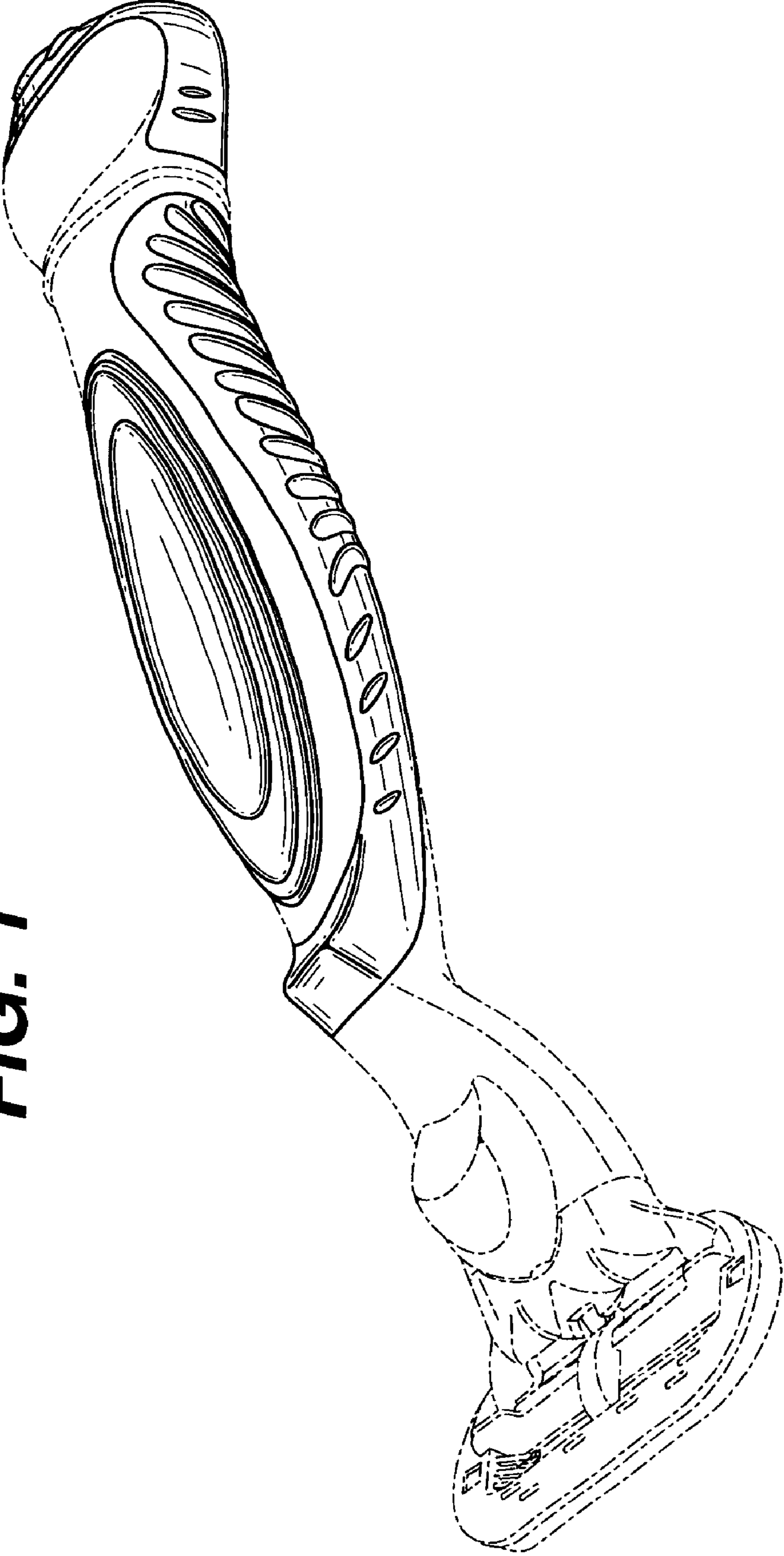
**U.S. PATENT DOCUMENTS**

D403,114 S \* 12/1998 Shurtleff ..... D28/48

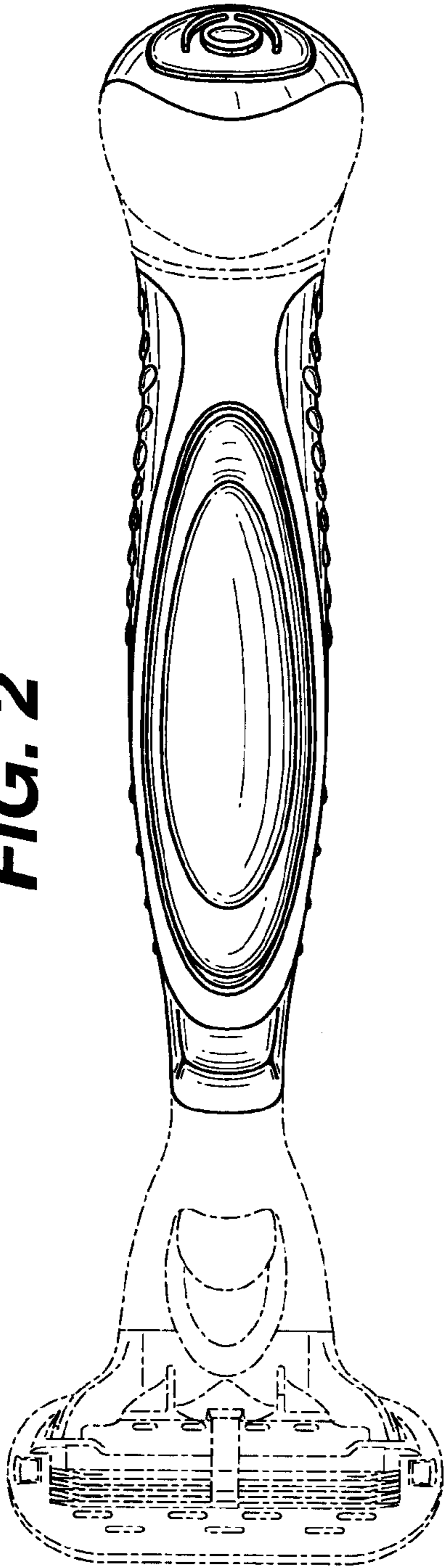
**1 Claim, 3 Drawing Sheets**



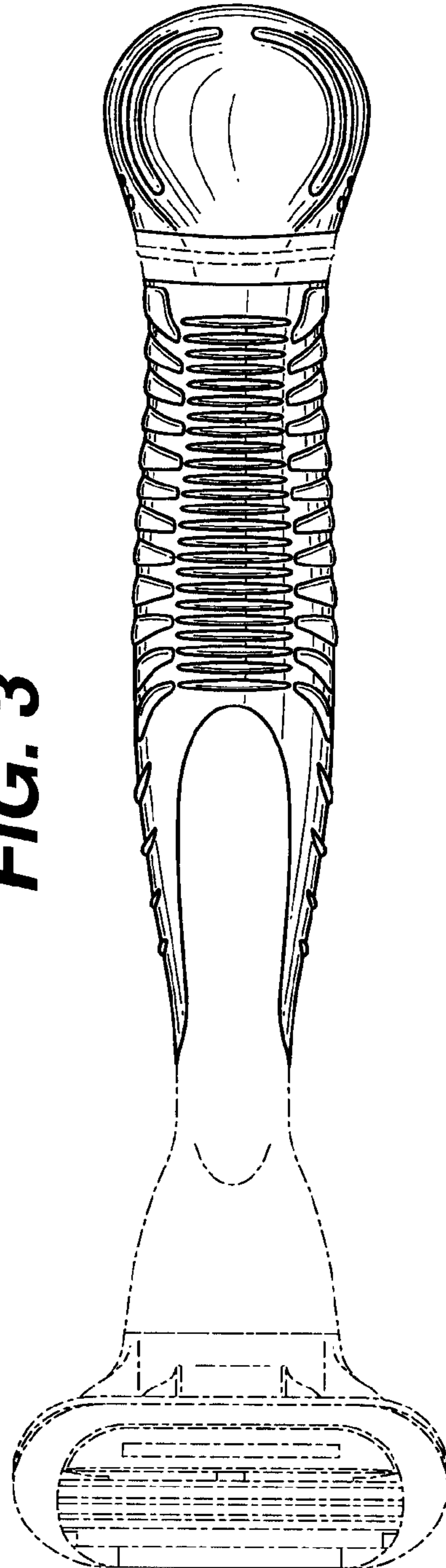
**FIG. 1**



**FIG. 2**

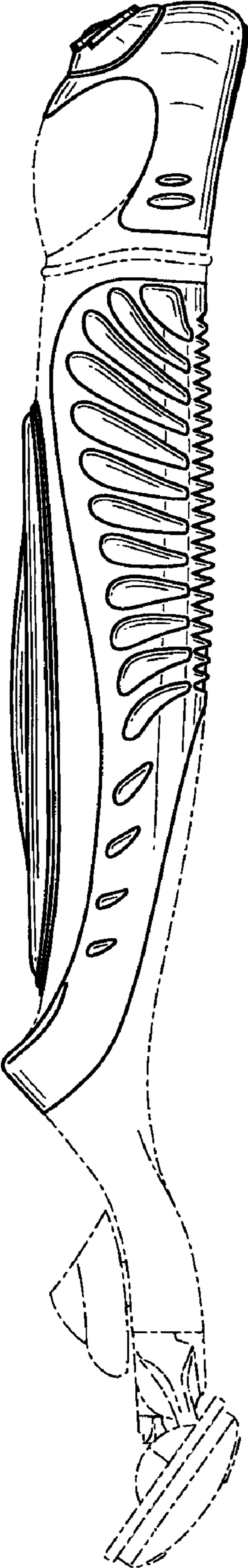


**FIG. 3**

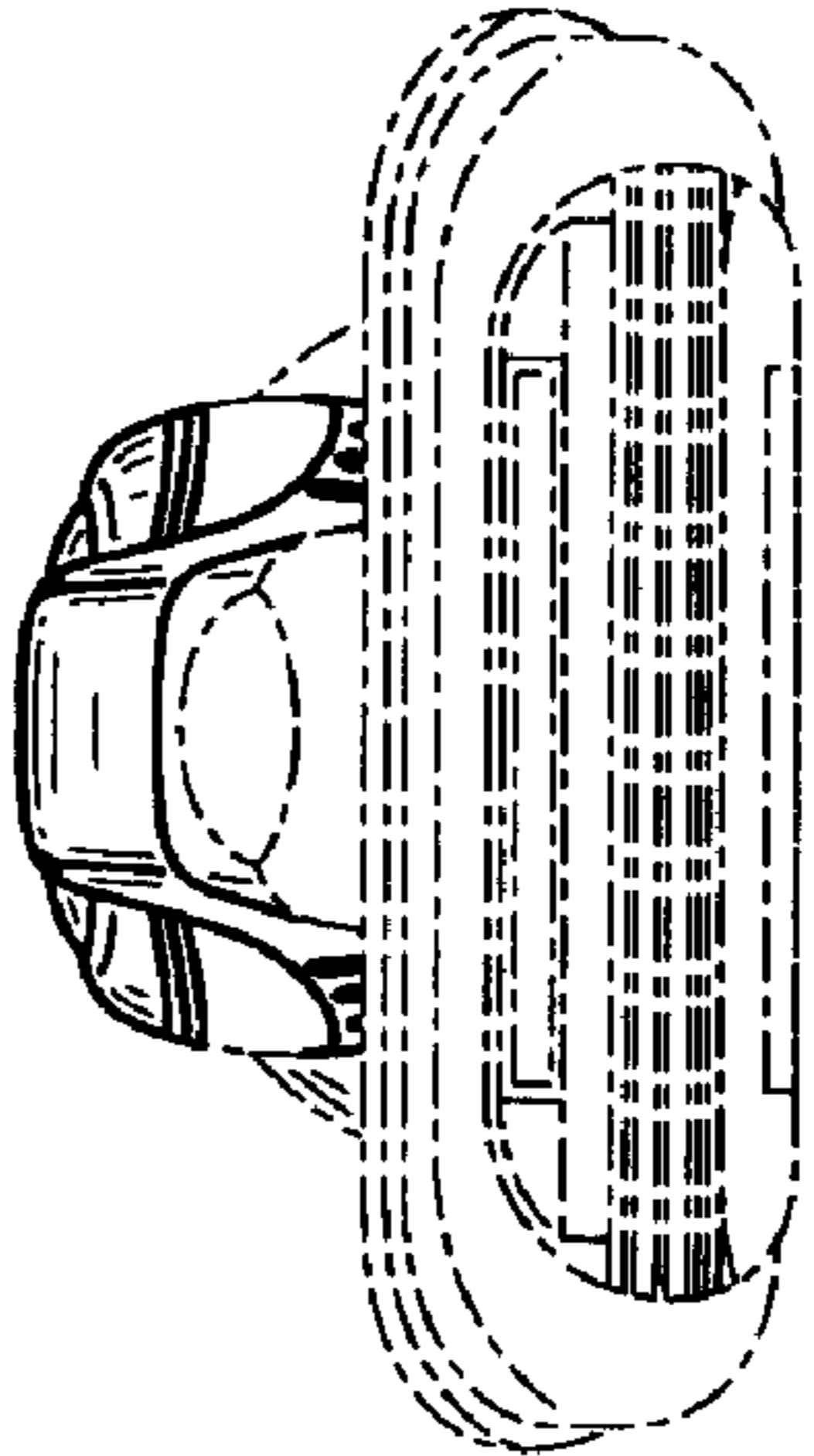




**FIG. 4**



**FIG. 5**



**FIG. 6**

