

US00D537202S

(12) **United States Design Patent** (10) **Patent No.:** **US D537,202 S**
Shin (45) **Date of Patent:** **** Feb. 20, 2007**

(54) **ELECTRIC HAIR CURLING TONGS**

D413,410 S * 8/1999 Winn et al. D28/35
5,983,903 A * 11/1999 Nanba et al. 132/228

(76) Inventor: **Kil Seung Shin**, 1060-5, Wolmun-1li,
Wabu-eup, Namyangju-si, Gyeonggi-do
(KR)

* cited by examiner

(**) Term: **14 Years**

Primary Examiner—Jennifer Rivard

(74) *Attorney, Agent, or Firm*—Osha Liang LLP

(21) Appl. No.: **29/228,696**

(22) Filed: **Apr. 27, 2005**

(57) **CLAIM**

The ornamental design for an electric hair curling tongs, as shown and described.

(30) **Foreign Application Priority Data**

Oct. 27, 2004 (KR) 30-2004-0032939

DESCRIPTION

(51) **LOC (8) Cl.** **28-03**

(52) **U.S. Cl.** **D28/35**

(58) **Field of Classification Search** 132/223–225,
132/227–229, 232, 245, 236, 269, 271; D28/35;
219/222, 225, 226

See application file for complete search history.

FIG. 1 is a front view of the design according to the invention.

FIG. 2 is a rear view of the design according to the invention.

FIG. 3 is a left side view of the design according to the invention.

FIG. 4 is a right side view of the design according to the invention.

FIG. 5 is a top view of the design according to the invention.

FIG. 6 is a bottom view of the design according to the invention.

FIG. 7 is a perspective view of the design according to the invention; and,

FIG. 8 is a bottom view of the design in an alternate position for use according the invention.

(56) **References Cited**

U.S. PATENT DOCUMENTS

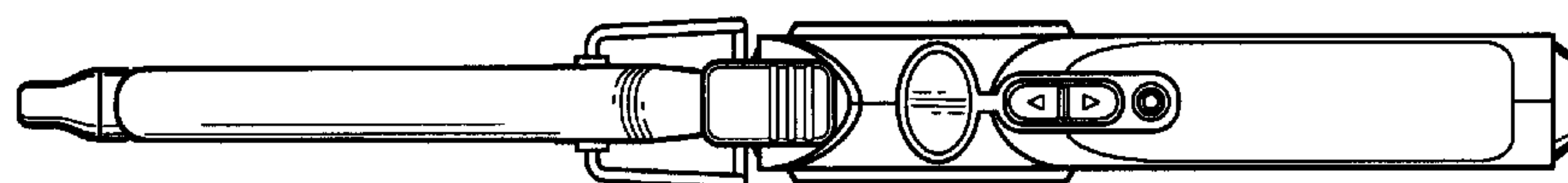
4,492,241 A * 1/1985 Thaler et al. 132/229

4,877,942 A * 10/1989 Raab 219/225

D321,952 S * 11/1991 Montagnino et al. D28/35

D331,296 S * 11/1992 Smal D28/35

1 Claim, 3 Drawing Sheets



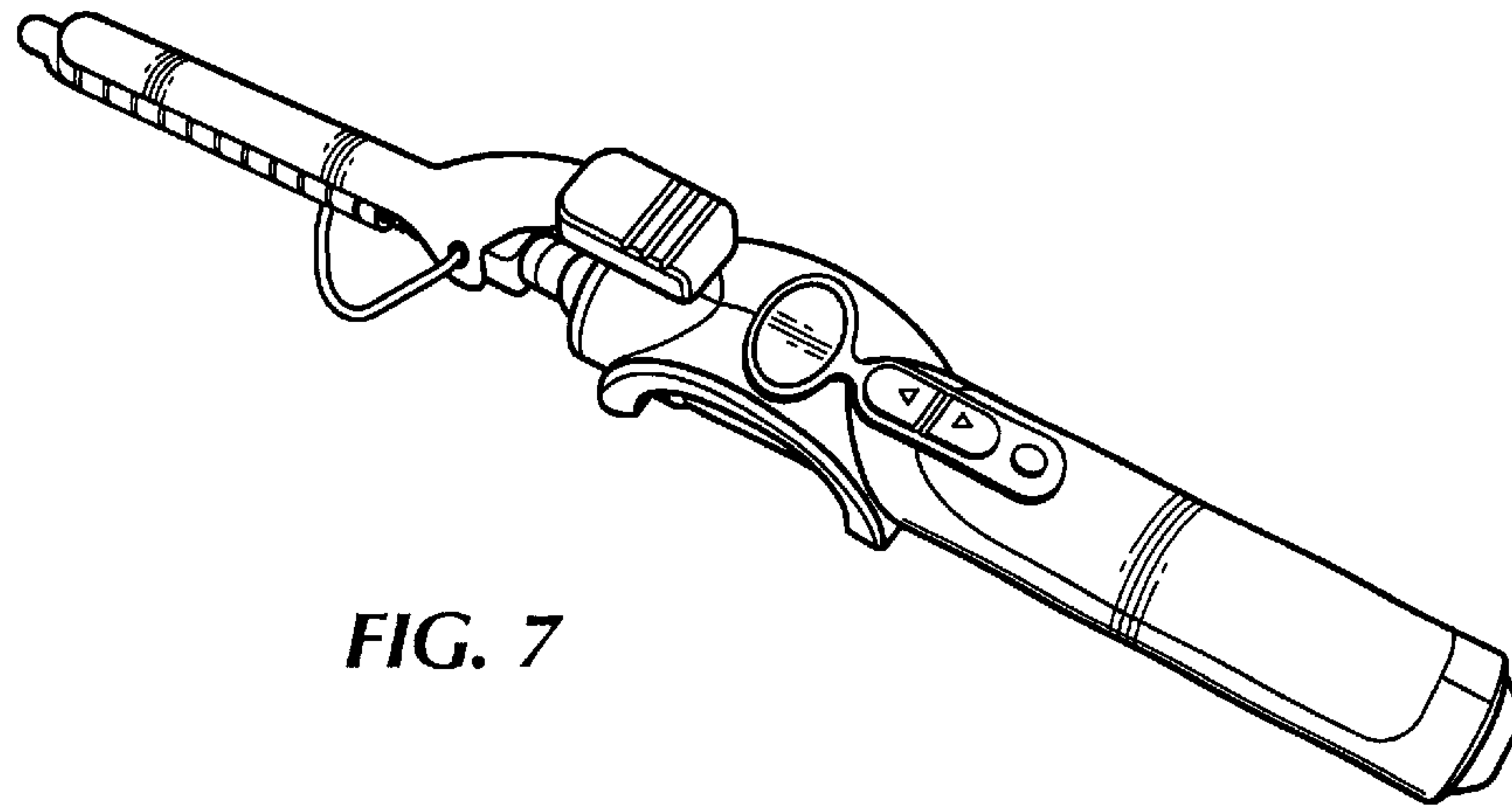


FIG. 7

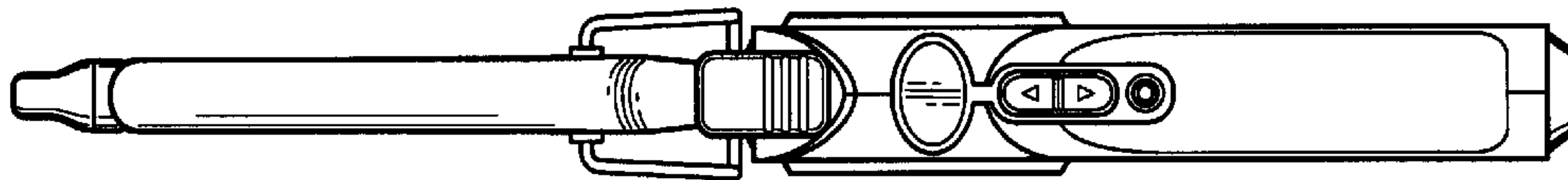


FIG. 1

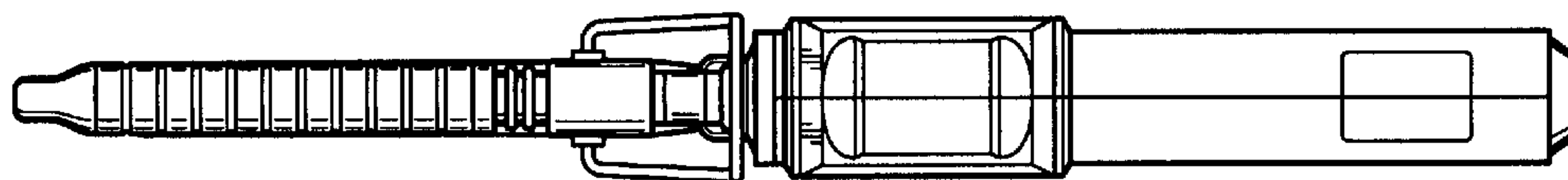


FIG. 2

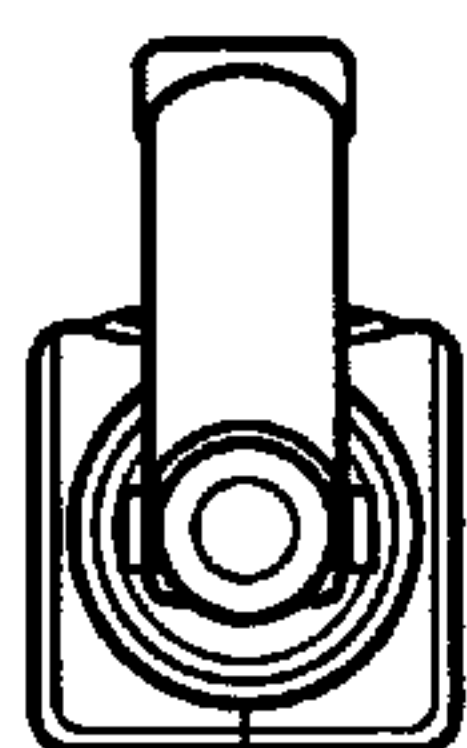


FIG. 3

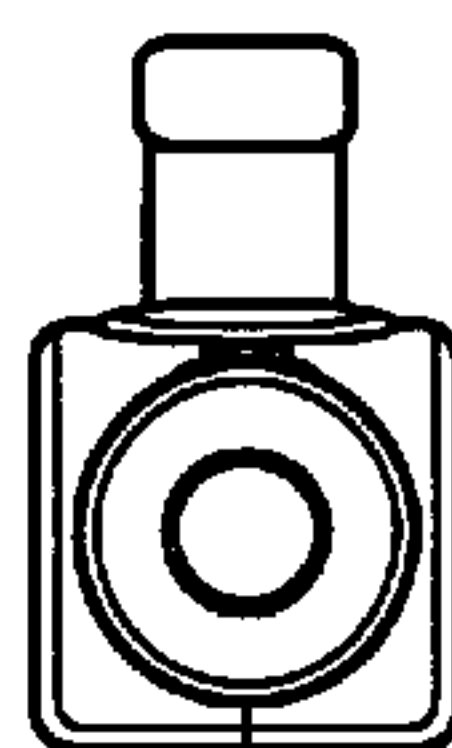


FIG. 4

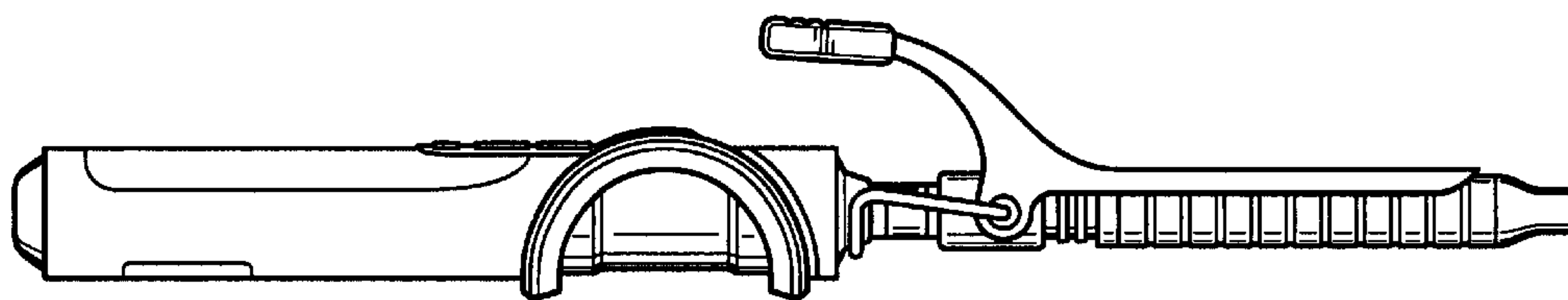


FIG. 5

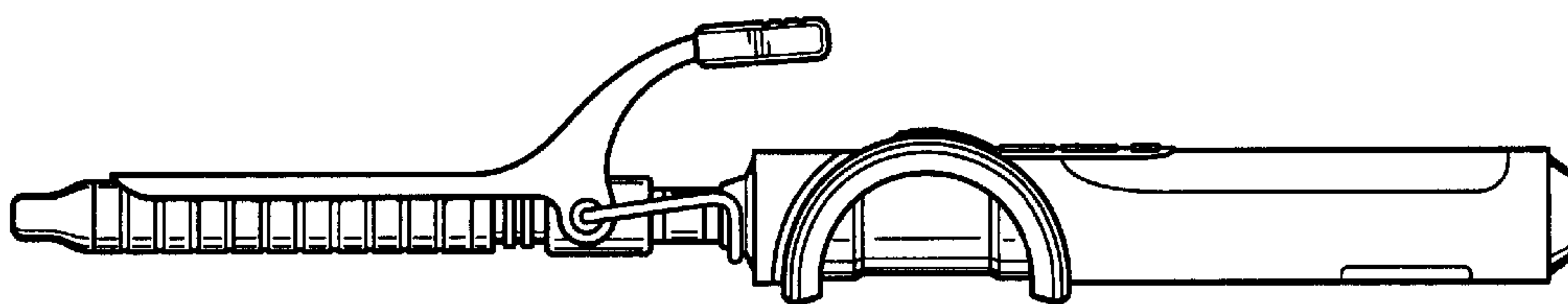


FIG. 6

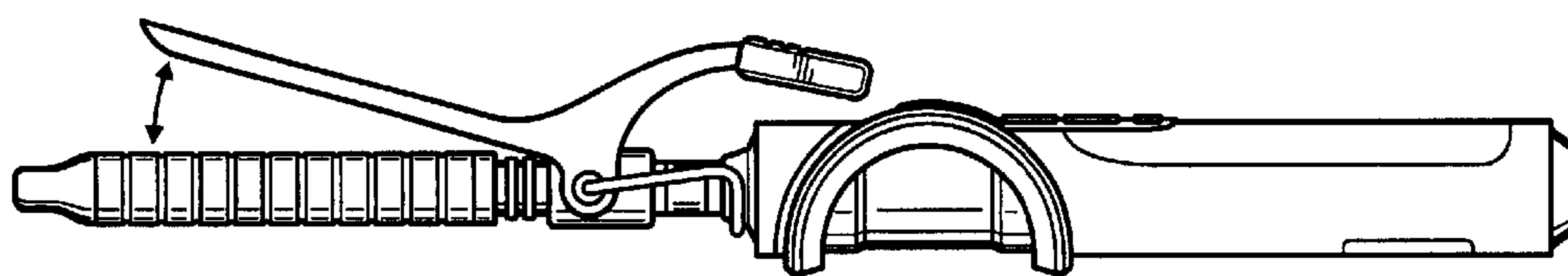


FIG. 8