



US00D537185S

(12) **United States Design Patent**
Gehry

(10) **Patent No.:** **US D537,185 S**

(45) **Date of Patent:** **** Feb. 20, 2007**

(54) **LAMP**

(75) Inventor: **Frank O. Gehry**, Los Angeles, CA
(US)

(73) Assignee: **Gehry Design, L.L.C.**, Los Angeles,
CA (US)

(**) Term: **14 Years**

(21) Appl. No.: **29/233,329**

(22) Filed: **Jun. 30, 2005**

Related U.S. Application Data

(62) Division of application No. 29/215,320, filed on Oct. 18,
2004, now Pat. No. Des. 523,166.

(30) **Foreign Application Priority Data**

Apr. 18, 2004 (CH) 130 695
Jun. 5, 2004 (CH) 130 796

(51) **LOC (8) Cl.** **26-05**

(52) **U.S. Cl.** **D26/72; D26/84**

(58) **Field of Classification Search** D26/72-92,
D26/118-138; 362/410-414, 404-408, 806,
362/808

See application file for complete search history.

(56) **References Cited**

U.S. PATENT DOCUMENTS

D22,996 S 1/1894 Curtis et al.
D30,665 S 5/1899 Tiffany
D50,440 S 3/1917 Yokel

1,566,502 A 12/1925 Palmer
D72,922 S 6/1927 Wilson
D210,553 S 3/1968 Wilkerson
D324,273 S 2/1992 Jenkins
D420,757 S 2/2000 Peterson
D426,668 S 6/2000 Hollinger
D446,588 S 8/2001 Rinehimer
D477,108 S 7/2003 Chen

OTHER PUBLICATIONS

Taiwan Lighting, May 1999, Lamps on p. 170.
U.S. Appl. No. 29/215,320 entitled, "Lamps", filed Oct. 18,
2004 by Inventor, Frank O. Gehry.

Primary Examiner—Clare E Heflin

(74) *Attorney, Agent, or Firm*—McCarter & English, LLP

(57) **CLAIM**


The ornamental design for lamp, as shown and described.

DESCRIPTION

FIG. 1 is a front elevational view of a lamp showing a first
embodiment of my new design as a hanging lamp with a
connective means projecting from the top;

FIG. 2 is a front elevational view of a lamp showing a
second embodiment of my new design as a hanging lamp
with a connective means projecting from the top and the
irregular body comprised of a higher number of the lamp-
shade elements than in the lamp according to FIG. 1; and,
FIG. 3 is a front elevational view of a lamp showing a third
embodiment of my new design as a hanging lamp with
connective means projecting from the top and two irregular
bodies mounted alongside each other.

1 Claim, 3 Drawing Sheets






FIG. 1




FIG. 2

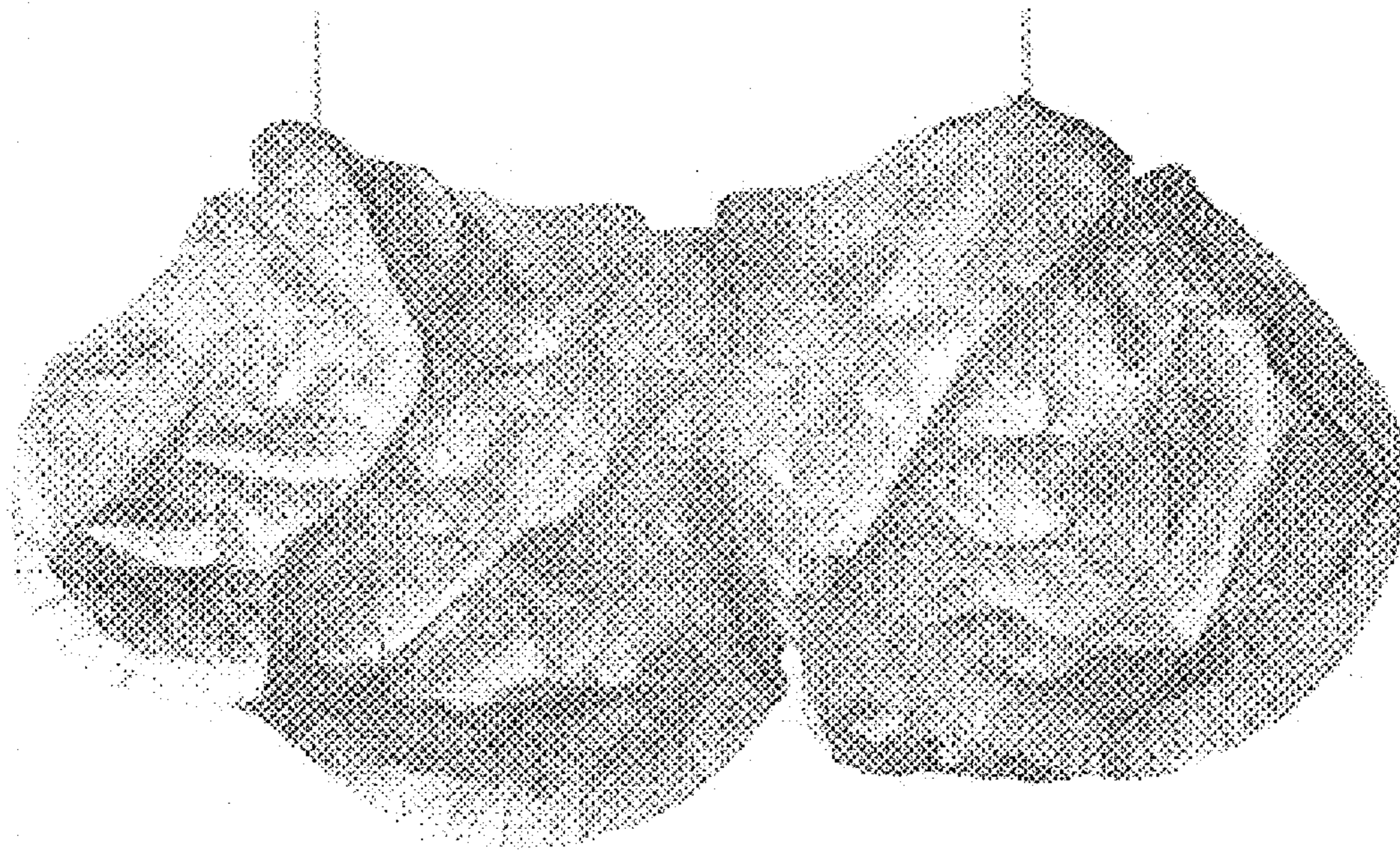


FIG. 3