



US00D537169S

(12) **United States Design Patent**  
**Sigel et al.**

(10) **Patent No.:** **US D537,169 S**

(45) **Date of Patent:** **\*\* Feb. 20, 2007**

(54) **PREGNANCY TESTER**

(75) Inventors: **Jennifer E. Sigel**, Hoboken, NJ (US);  
**Ellen Tawil**, Morristown, NJ (US);  
**Annette Young**, Morris Plains, NJ (US)

(73) Assignee: **Warner-Lambert Company LLC**,  
Morris Plains, NJ (US)

(\*\*) Term: **14 Years**

(21) Appl. No.: **29/254,613**

(22) Filed: **Feb. 24, 2006**

(51) **LOC (8) Cl.** ..... **24-02**

(52) **U.S. Cl.** ..... **D24/223**

(58) **Field of Classification Search** ..... D24/186,  
D24/216, 223–225; 422/56, 58, 61; 436/514,  
436/518

See application file for complete search history.

(56) **References Cited**

**U.S. PATENT DOCUMENTS**

D379,662 S	*	6/1997	Pearson et al.	.....	D24/223
D383,549 S	*	9/1997	Arnett et al.	.....	D24/223
D390,667 S	*	2/1998	Nazareth	.....	D24/223
D394,317 S	*	5/1998	Carp	.....	D24/223
6,046,057 A	*	4/2000	Nazareth et al.	.....	436/514
6,372,516 B1	*	4/2002	Sun	.....	436/518
D491,274 S	*	6/2004	Dubniczki et al.	.....	D24/223

D497,673 S	*	10/2004	Long	.....	D24/223
D497,999 S	*	11/2004	Long	.....	D24/223
D499,812 S	*	12/2004	Wu	.....	D24/223
D511,574 S	*	11/2005	Wendling	.....	D24/225
6,998,273 B1	*	2/2006	Fleming et al.	.....	422/58
7,045,342 B2	*	5/2006	Nazareth et al.	.....	422/56

\* cited by examiner

*Primary Examiner*—Robert A. Delehanty

*Assistant Examiner*—Mark Cavanna

(74) *Attorney, Agent, or Firm*—Karen G. Horowitz; Darryl C. Little; Evan J. Federman

(57) **CLAIM**

We claim the ornamental design for a pregnancy tester, as shown and described.

**DESCRIPTION**

FIG. 1 is a perspective view of a pregnancy tester.

FIG. 2 is a top view thereof.

FIG. 3 is a side view with the opposite side being a mirror image thereof.


FIG. 4 is a front view thereof.

FIG. 5 is a back view thereof; and,

FIG. 6 is a bottom view thereof.

The broken lines seen in the drawings are for illustrative purposes only, showing a center line as well as additional illustrative features that form no part of the claimed design.

**1 Claim, 3 Drawing Sheets**






FIG. 1

FIG. 2

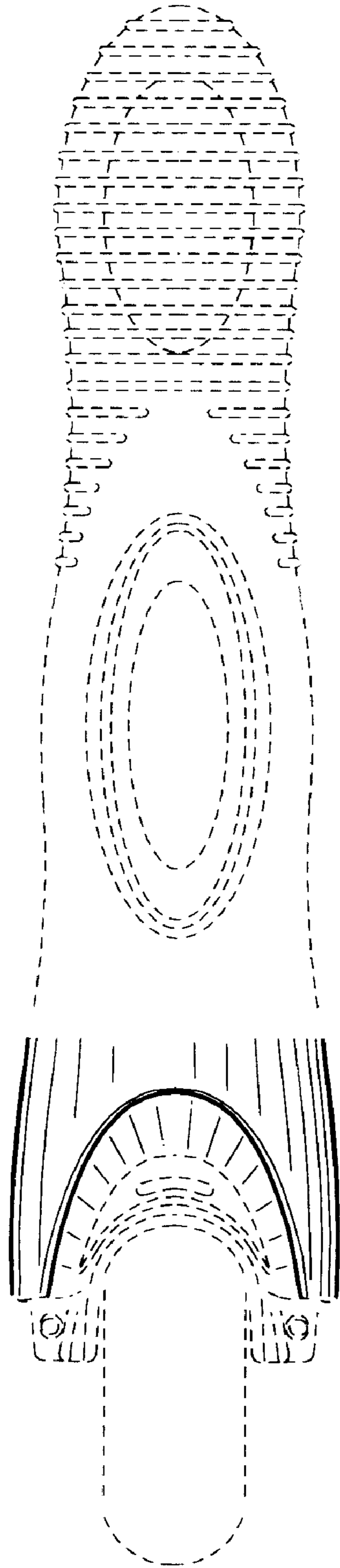


FIG. 3




FIG. 4

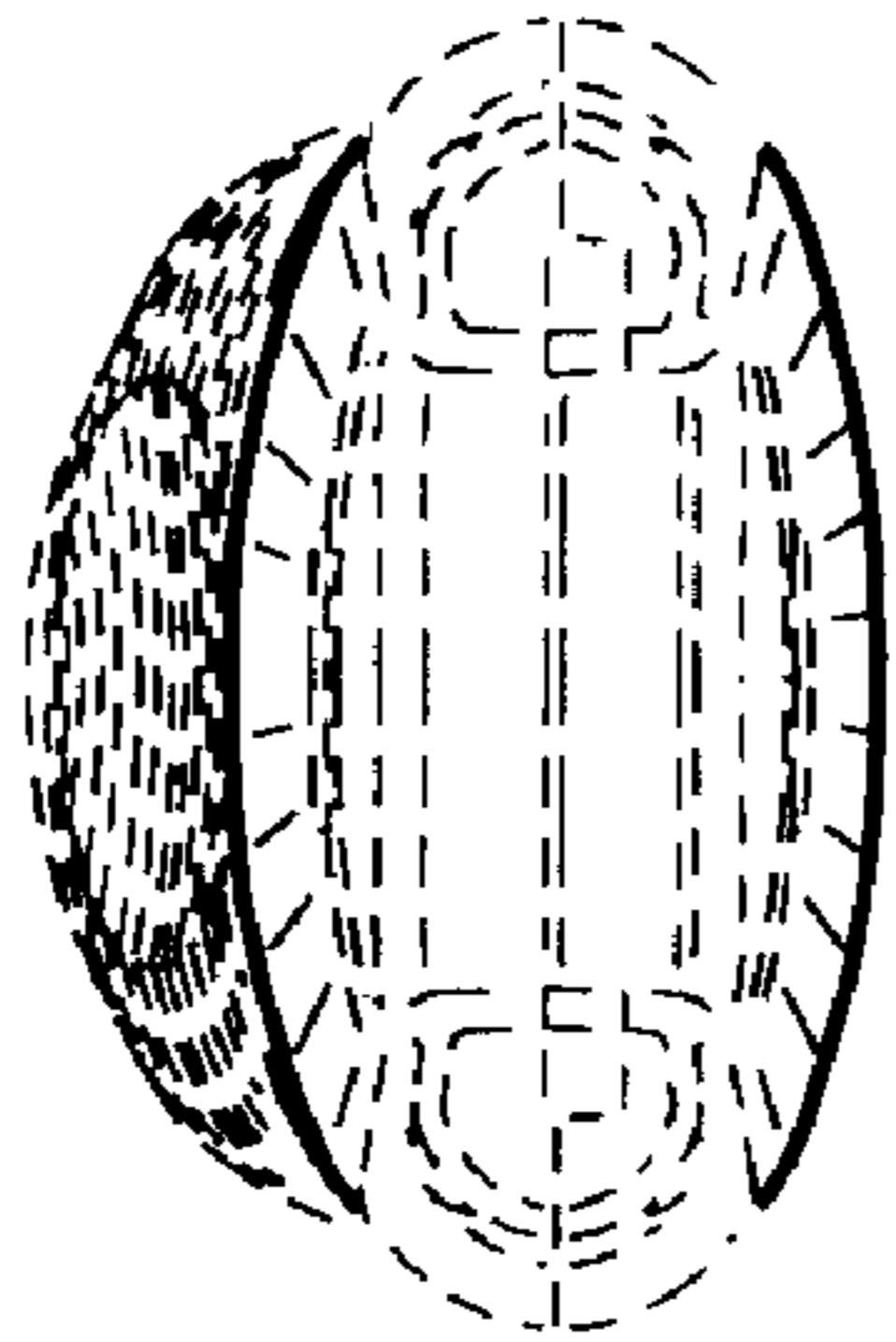


FIG. 5

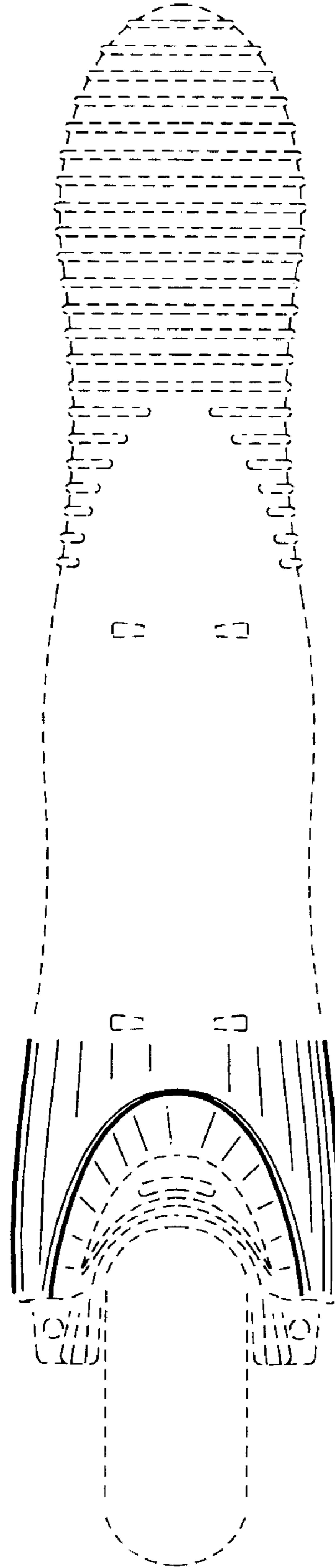
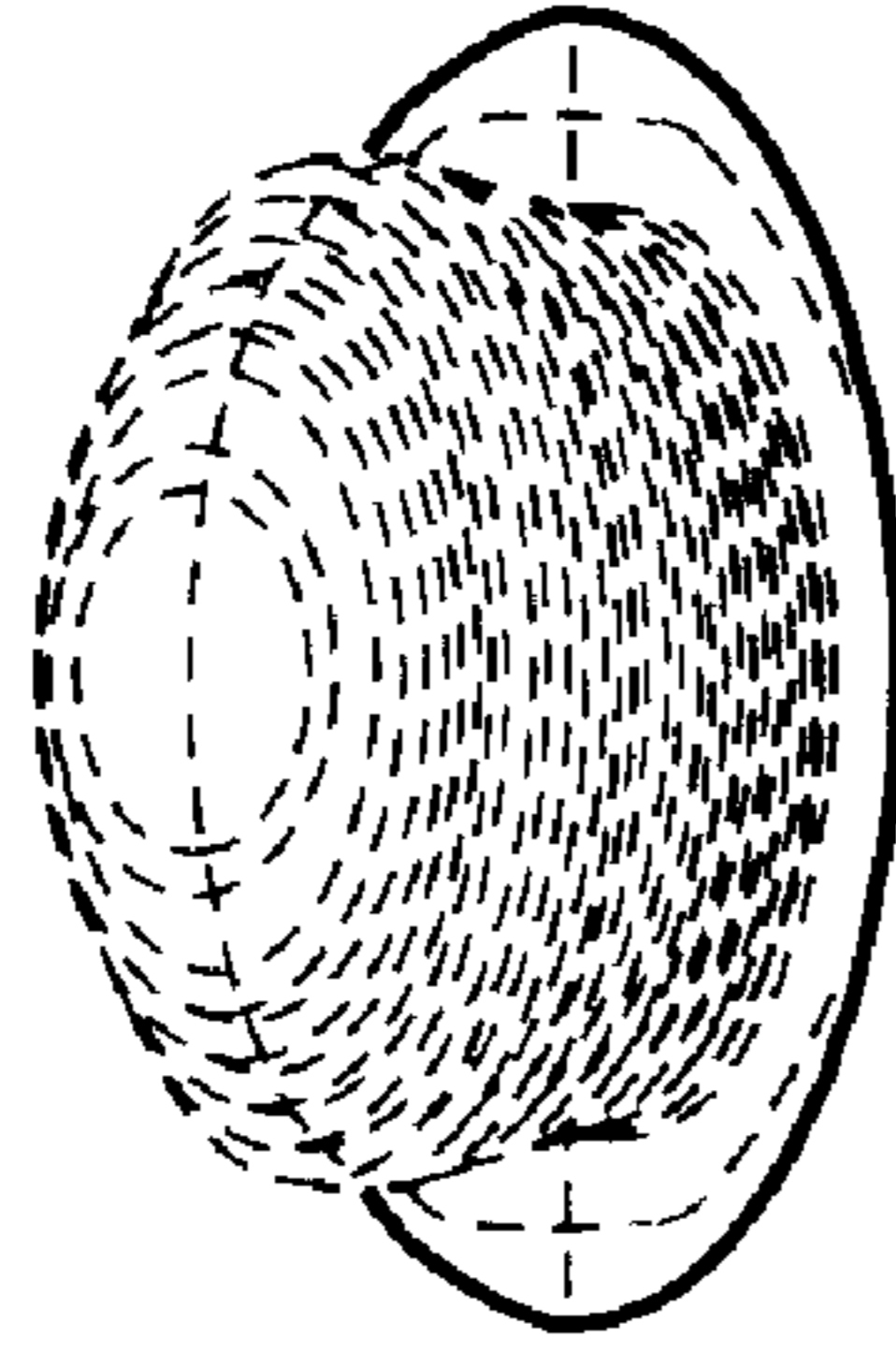


FIG. 6