



US00D537168S

(12) **United States Design Patent**
Sigel et al.

(10) **Patent No.:** **US D537,168 S**

(45) **Date of Patent:** **** Feb. 20, 2007**

(54) **PREGNANCY TESTER**

(75) Inventors: **Jennifer E. Sigel**, Hoboken, NJ (US);
Ellen Tawil, Morristown, NJ (US);
Annette Young, Morris Plains, NJ (US)

(73) Assignee: **Warner-Lambert Company LLC**,
Morris Plains, NJ (US)

(**) Term: **14 Years**

(21) Appl. No.: **29/254,514**

(22) Filed: **Feb. 24, 2006**

(51) **LOC (8) Cl.** **24-02**

(52) **U.S. Cl.** **D24/223**

(58) **Field of Classification Search** D24/186,
D24/216, 223-225; 422/56, 58, 61; 436/514,
436/518

See application file for complete search history.

(56) **References Cited**

U.S. PATENT DOCUMENTS

D379,662 S	*	6/1997	Pearson et al.	D24/223
D383,549 S	*	9/1997	Arnett et al.	D24/223
D390,667 S	*	2/1998	Nazareth	D24/223
D394,317 S	*	5/1998	Carp	D24/223
6,046,057 A	*	4/2000	Nazareth et al.	436/514
6,372,516 B1	*	4/2002	Sun	436/518
D491,274 S	*	6/2004	Dubniczki et al.	D24/223
D497,673 S	*	10/2004	Long	D24/223
D497,999 S	*	11/2004	Long	D24/223

D499,812 S	*	12/2004	Wu	D24/223
D511,574 S	*	11/2005	Wendling	D24/225
6,998,273 B1	*	2/2006	Fleming et al.	422/58
7,045,342 B2	*	5/2006	Nazareth et al.	422/56

* cited by examiner

Primary Examiner—Robert A. Delehanty

Assistant Examiner—Mark Cavanna

(74) *Attorney, Agent, or Firm*—Karen G. Horowitz; Darryl C. Little; Evan J. Federman

(57) **CLAIM**

We claim the ornamental design for a pregnancy tester, as shown and described.

DESCRIPTION

FIG. 1 is a perspective view of a pregnancy tester;

FIG. 2 is a top view thereof;

FIG. 3 is a side view with the opposite side being a mirror image thereof;

FIG. 4 is a front view thereof;

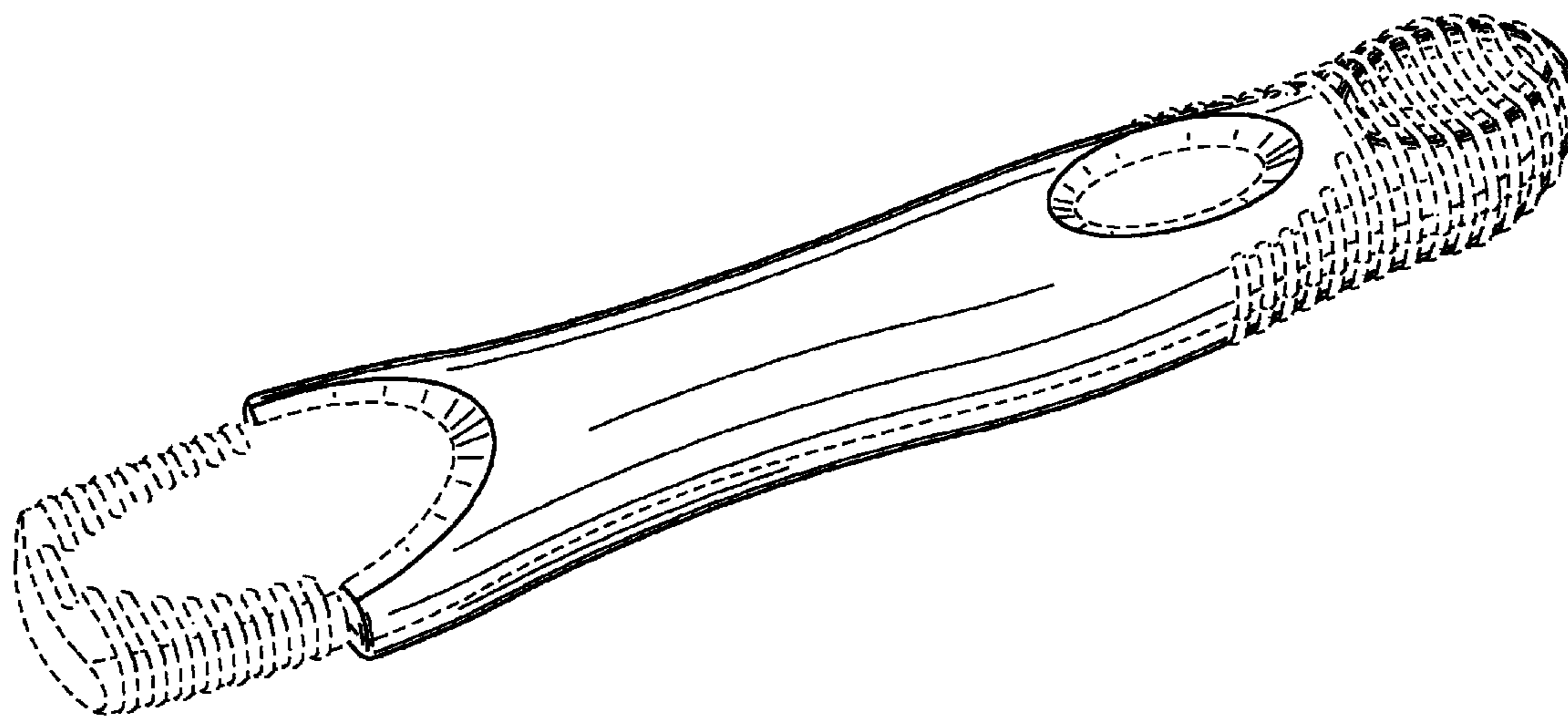
FIG. 5 is a back view thereof;

FIG. 6 is a bottom view thereof; and,

FIG. 7 is an alternate view showing the pregnancy tester without the raised unclaimed ridges.

The broken lines showing raised ridges and a central oval display area, as well as a center line, as seen in the drawings are for illustrative purposes only and form no part of the claimed design.

1 Claim, 4 Drawing Sheets



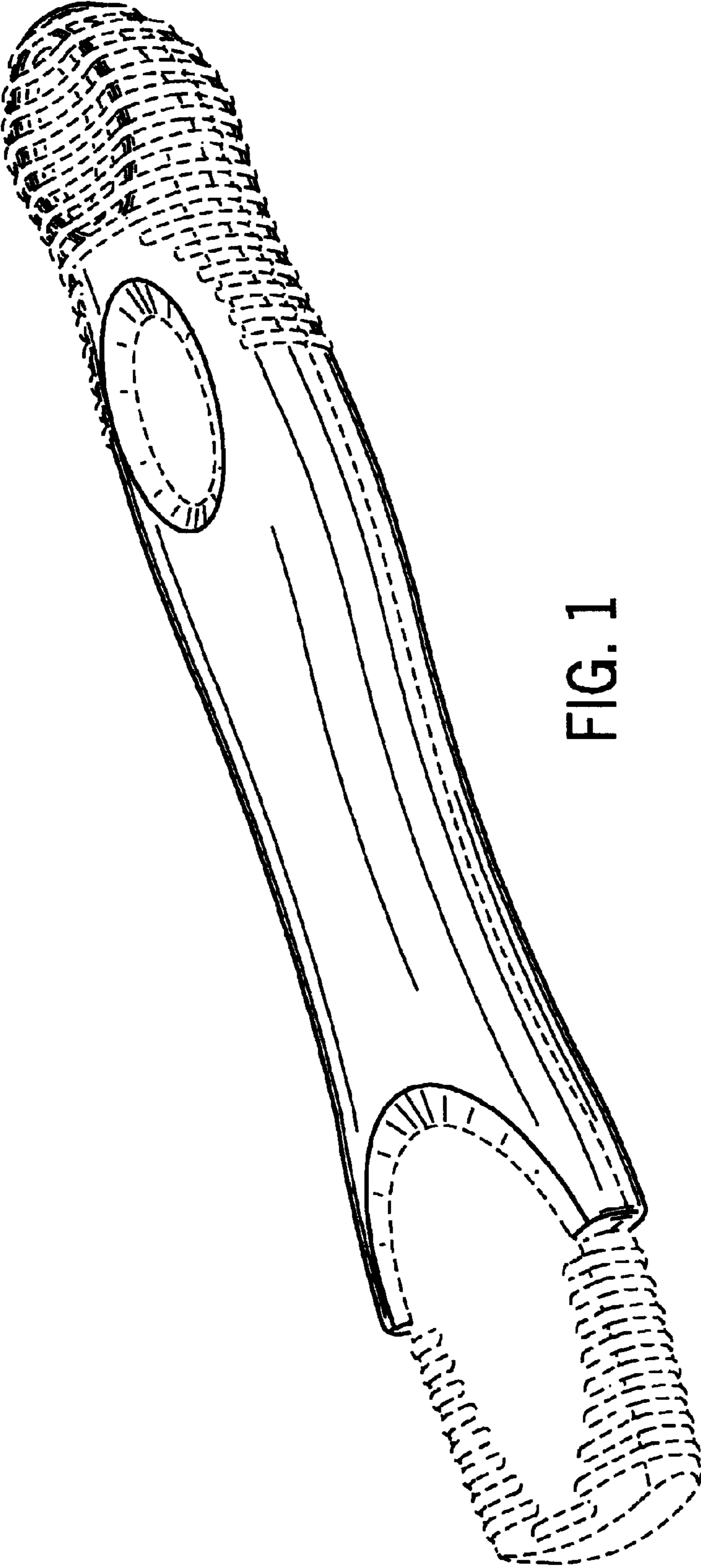


FIG. 1

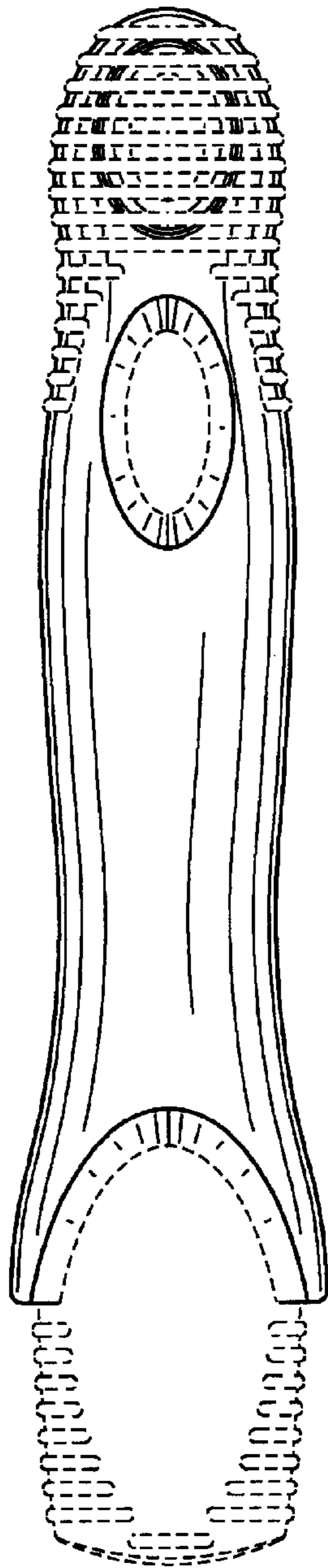


FIG. 2

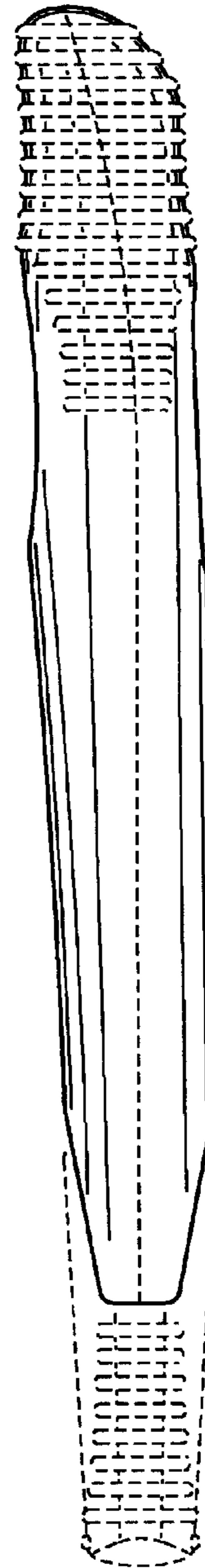


FIG. 3




FIG. 4

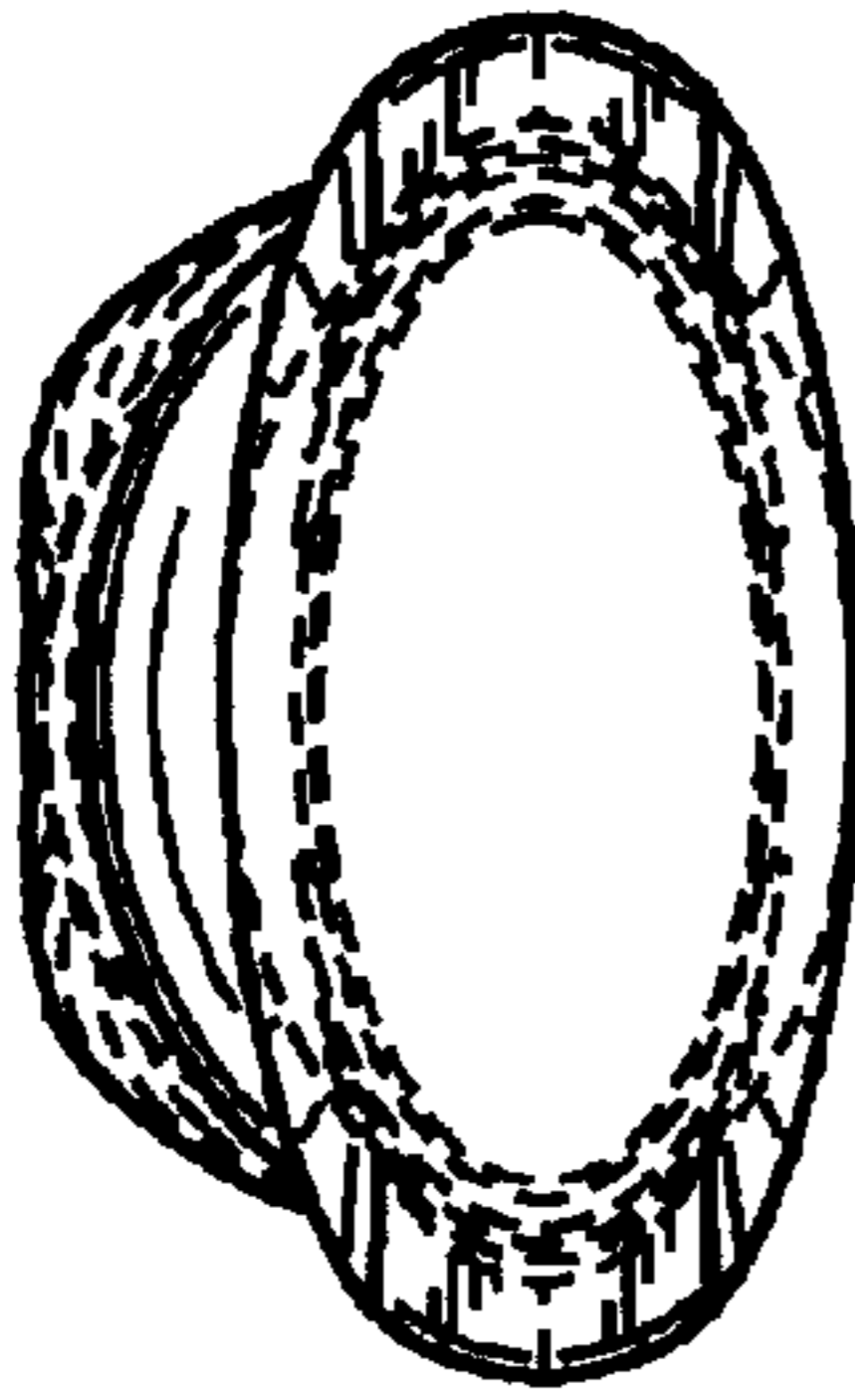


FIG. 5

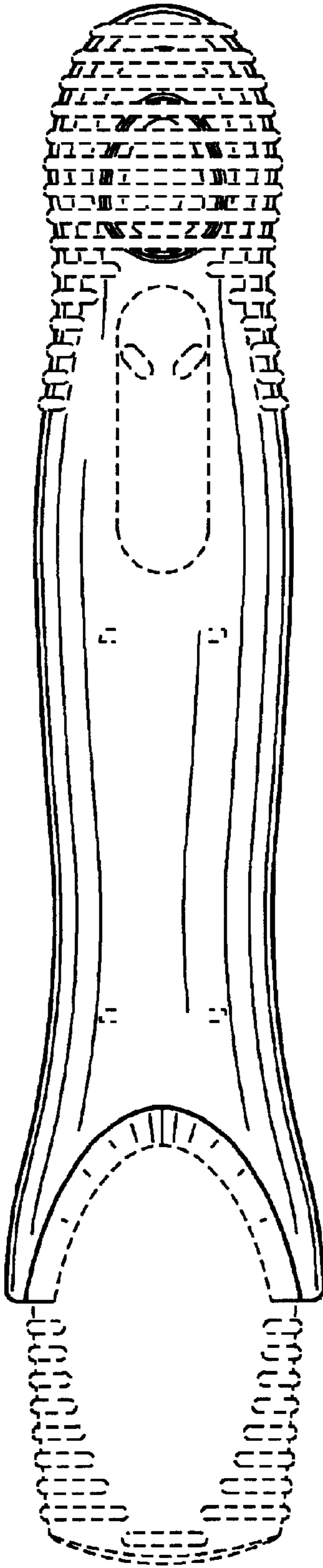


FIG. 6

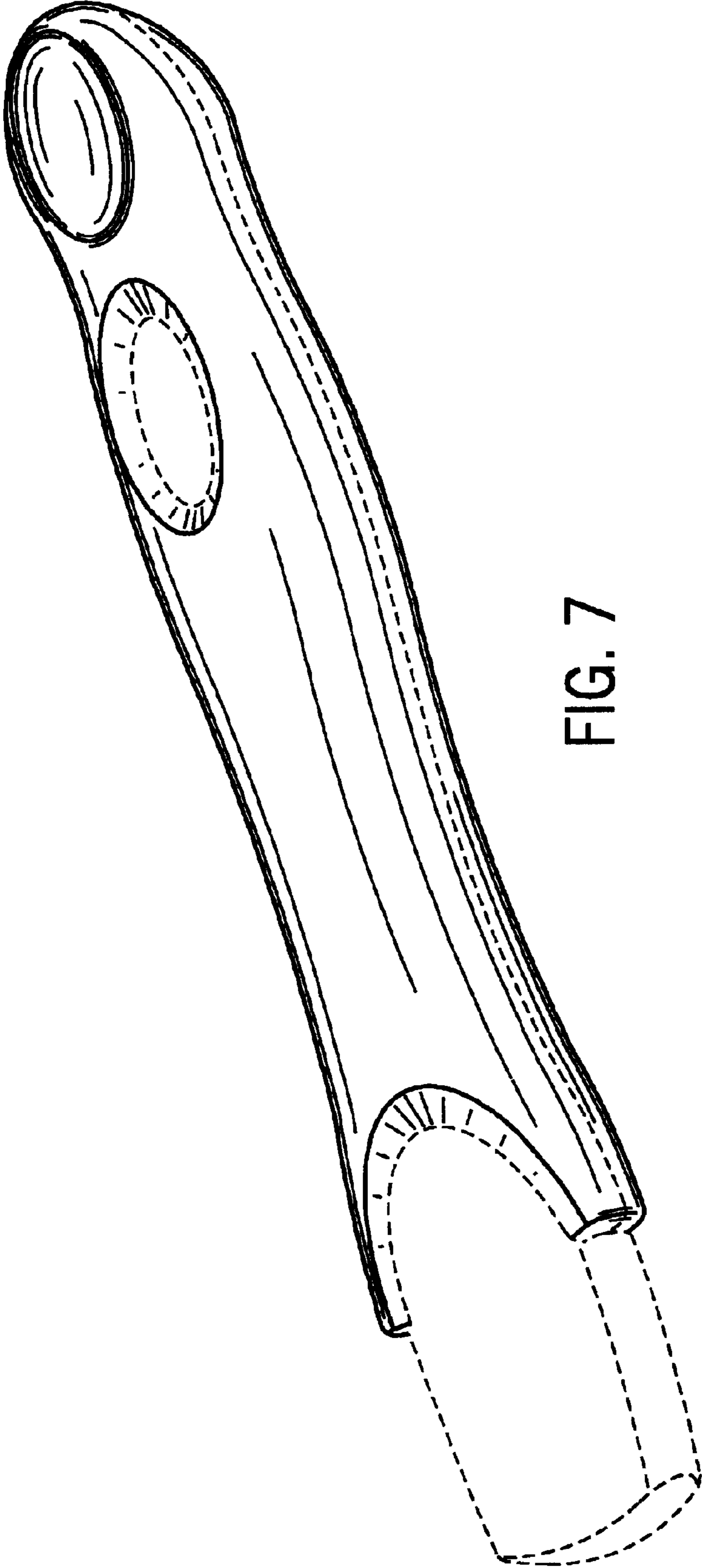


FIG. 7