



US00D537164S

(12) **United States Design Patent**
Shigemori et al.

(10) **Patent No.:** **US D537,164 S**

(45) **Date of Patent:** **** Feb. 20, 2007**

(54) **VIEWER**

(75) Inventors: **Toshiaki Shigemori**, Tokyo (JP); **Yuki Wani**, Tokyo (JP)

(73) Assignees: **Olympus Medical Systems Corp.**, Tokyo (JP); **Olympus Imaging Corp.**, Tokyo (JP)

(**) **Term:** **14 Years**

(21) **Appl. No.:** **29/255,747**

(22) **Filed:** **Mar. 9, 2006**

(30) **Foreign Application Priority Data**

Sep. 9, 2005 (JP) 2005-026263

(51) **LOC (8) Cl.** **24-02**

(52) **U.S. Cl.** **D24/138; D24/137**

(58) **Field of Classification Search** D24/137,
D24/138, 185, 186, 187, 169, 139, 160, 108;
D14/225, 226, 137, 138, 191, 432, 433; 600/302,
600/103, 101, 327, 424, 446; 128/903, 671;
386/54, 96; 235/375

See application file for complete search history.

(56) **References Cited**

U.S. PATENT DOCUMENTS

5,786,584 A * 7/1998 Button et al. 235/375

D424,696 S * 5/2000 Ray et al. D24/169
6,769,603 B2 * 8/2004 Nagai et al. 235/375
D507,832 S * 7/2005 Yanniello et al. D24/111
D510,625 S * 10/2005 Widener et al. D24/186
D522,657 S * 6/2006 Murphy et al. D24/186
D526,063 S * 8/2006 Widener et al. D24/186

* cited by examiner

Primary Examiner—Ian Simmons

Assistant Examiner—W. Laymo

(74) *Attorney, Agent, or Firm*—Scully, Scott, Murphy & Presser, P.C.

(57) **CLAIM**

The ornamental design for a viewer, as shown and described.

DESCRIPTION

FIG. 1 is a right-front perspective view of a viewer showing my new design;

FIG. 2 is a front view thereof;

FIG. 3 is a rear view thereof;

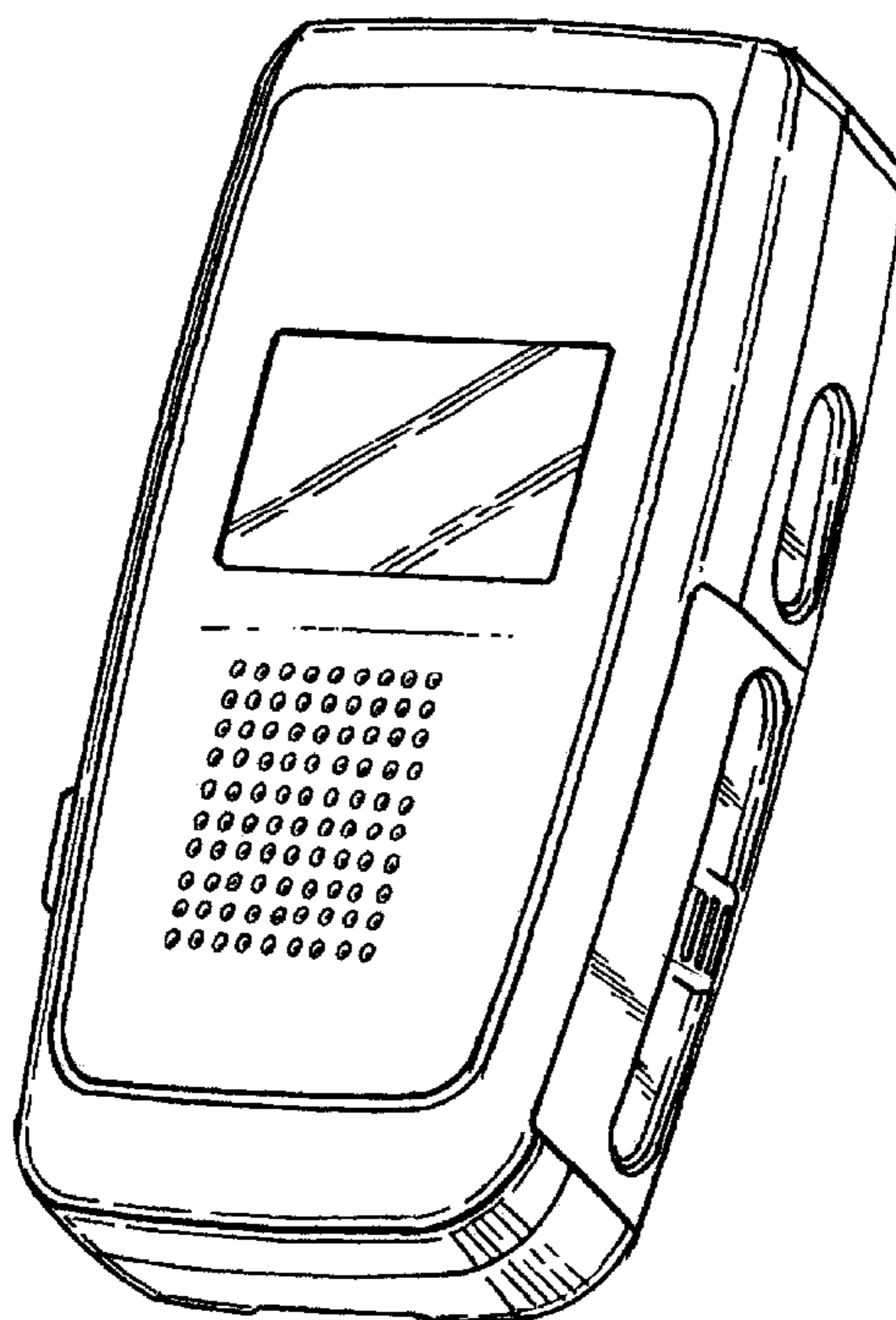
FIG. 4 is a plan view thereof;

FIG. 5 is a bottom view thereof;

FIG. 6 is a right side view thereof; and,

FIG. 7 is a left side view thereof.

1 Claim, 4 Drawing Sheets



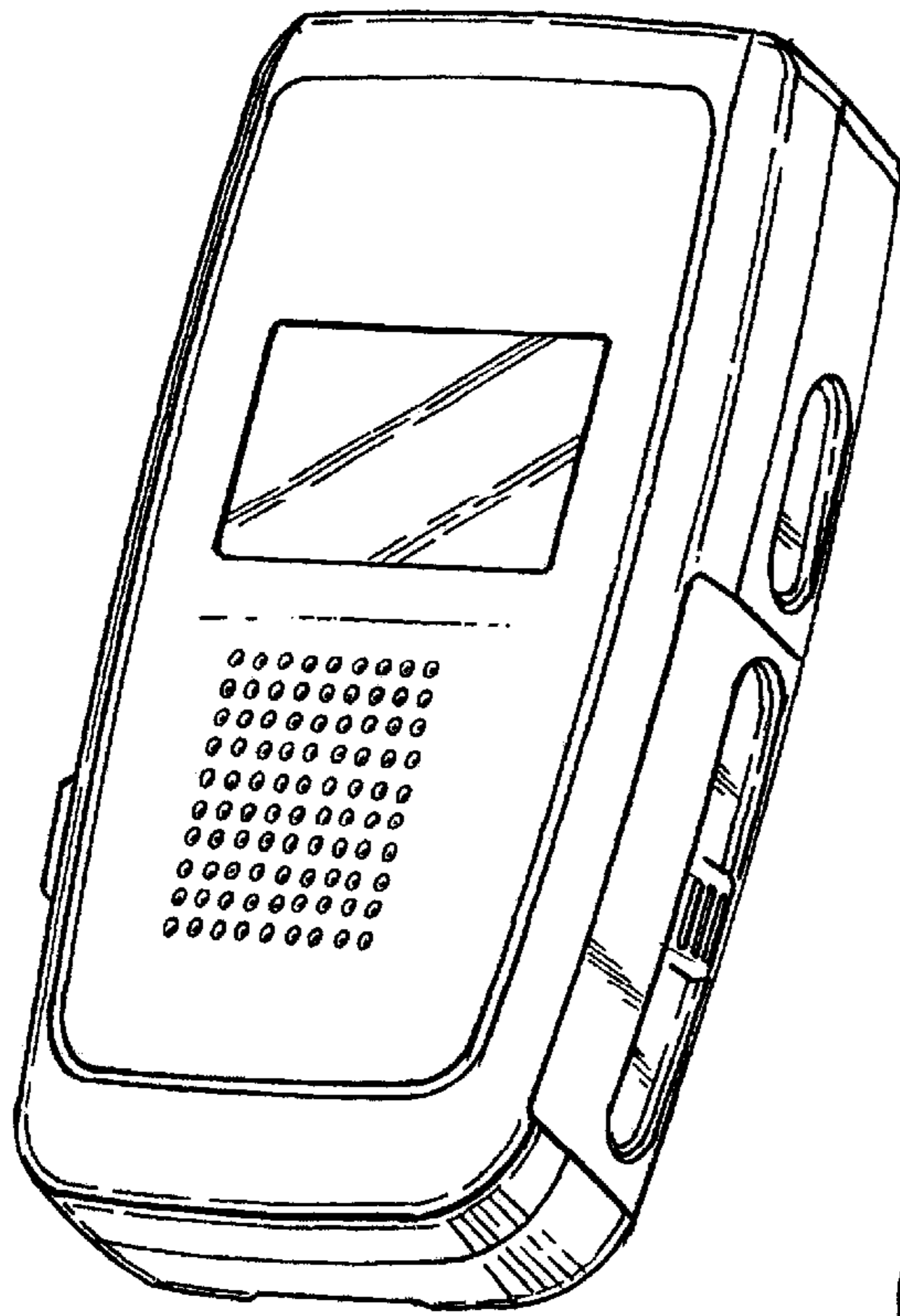


Fig. 1

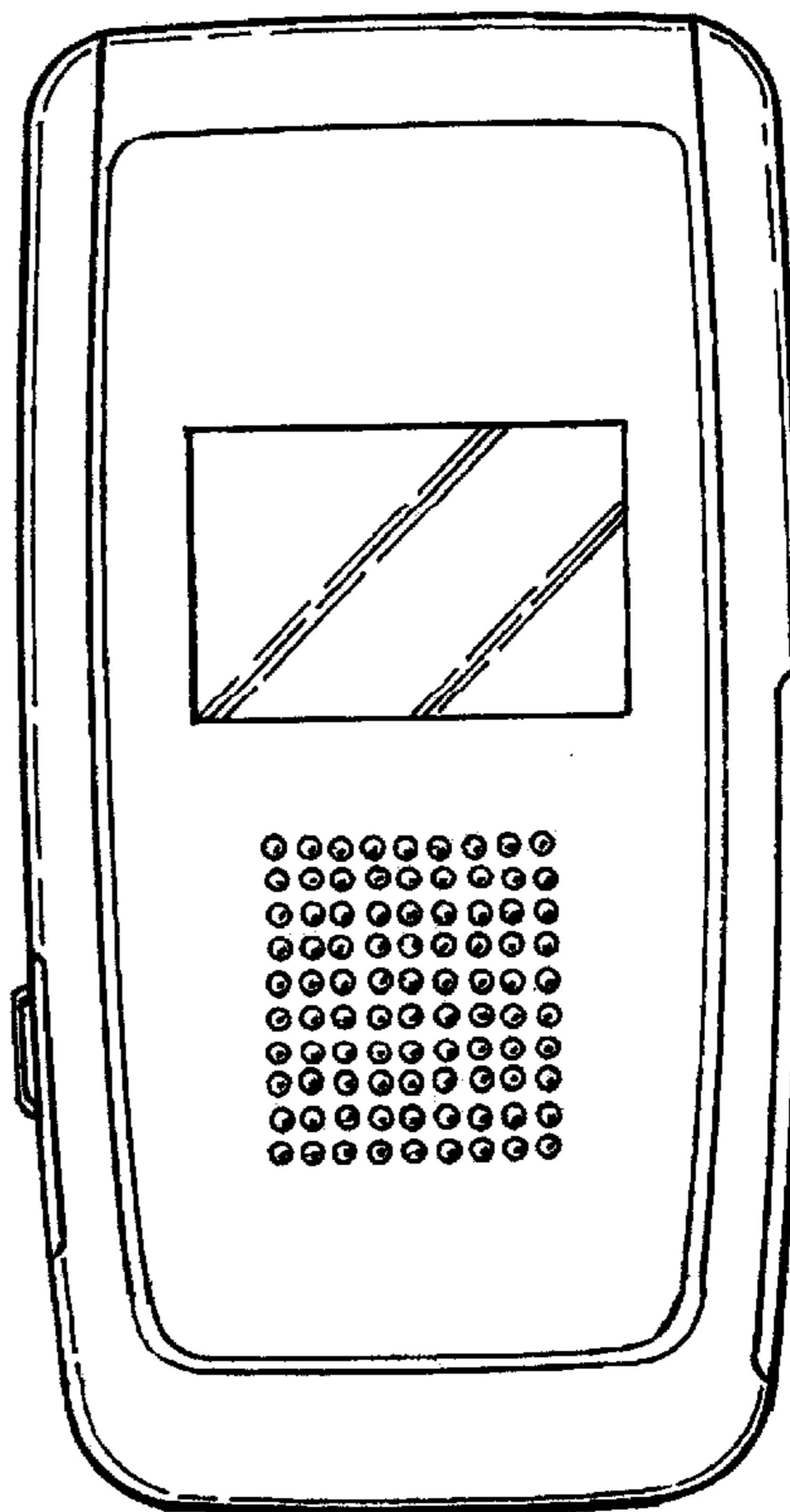


Fig. 2

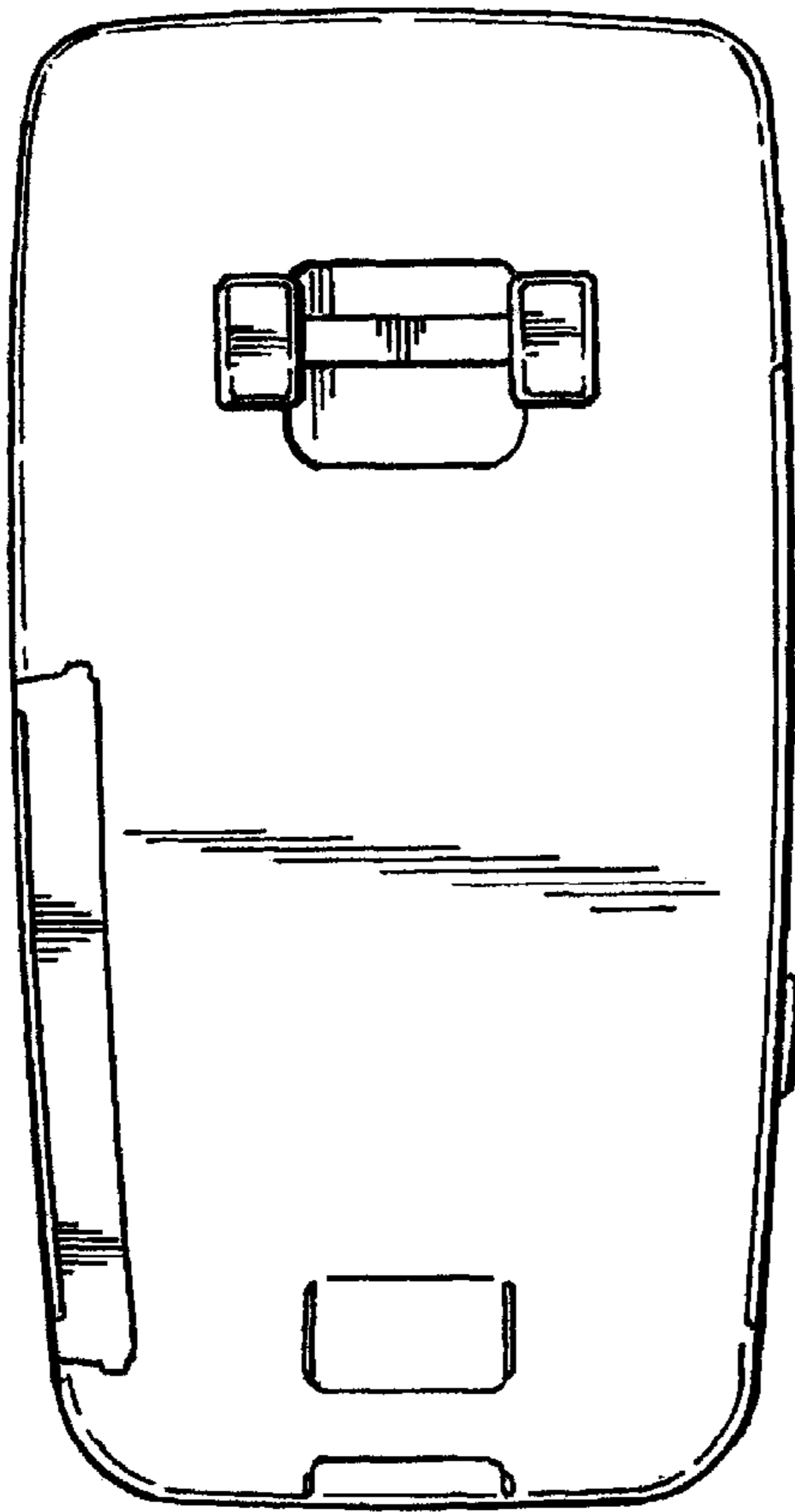


Fig. 3




Fig. 4




Fig. 5




Fig. 6




Fig. 7