



US00D537150S

(12) **United States Design Patent**
Morris et al.

(10) **Patent No.:** **US D537,150 S**

(45) **Date of Patent:** **** Feb. 20, 2007**

(54) **SQUARE LAVATORY**

D500,127 S * 12/2004 Aubry et al. D23/293.1
D504,496 S * 4/2005 Bayer D23/293.1
D510,132 S * 9/2005 Piatt D23/293.1

(75) Inventors: **Donald E. Morris**, Laguna Beach, CA
(US); **Carlos J. Galeazzi**, Alta Loma,
CA (US)

* cited by examiner

(73) Assignee: **Acorn Engineering Company**, City of
Industry, CA (US)

Primary Examiner—Robert A. Delehanty

(74) *Attorney, Agent, or Firm*—Michael Best & Friedrich
LLP

(**) Term: **14 Years**

(57) **CLAIM**

(21) Appl. No.: **29/240,385**

The ornamental design for square lavatory, as shown and
described.

(22) Filed: **Oct. 12, 2005**

DESCRIPTION

(51) **LOC (8) Cl.** **23-02**

(52) **U.S. Cl.** **D23/293.1**

(58) **Field of Classification Search** D23/270–271,
D23/273, 284–287, 291, 293.1, 303, 308;
4/619, 624–625, 630, 661, DIG. 15; D21/524

FIG. 1 is a perspective view of a square lavatory embodying
my invention;

FIG. 2 is a top plan view thereof;

FIG. 3 is a front elevation view thereof, the left side
elevation view and right side elevation view being mirror
images thereof; and,

FIG. 4 is a bottom plan view thereof.

See application file for complete search history.

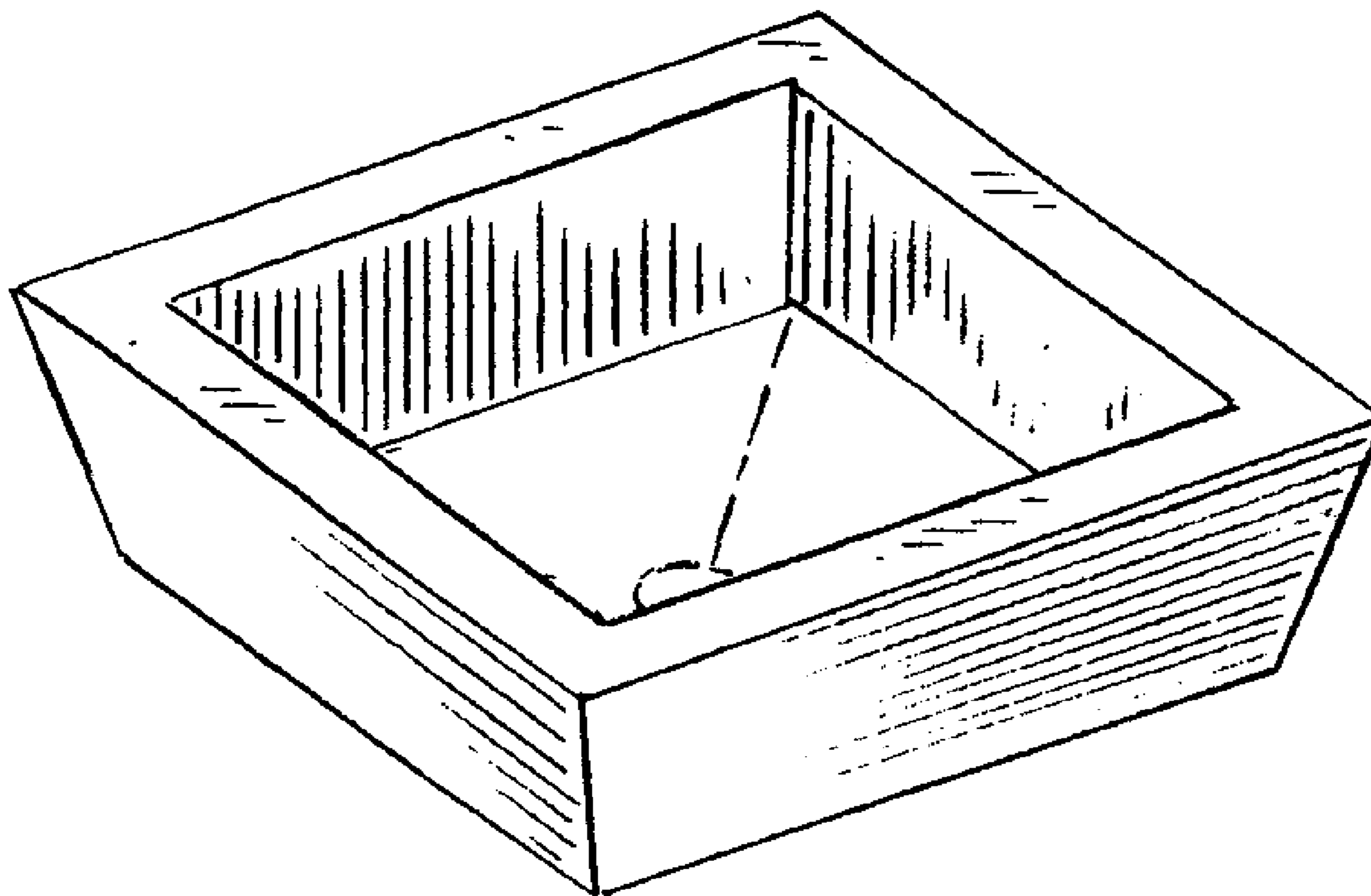
The broken line showing of inside portions of the square
lavatory is for illustrative purposes only and forms no part
of the claimed design.

(56) **References Cited**

U.S. PATENT DOCUMENTS

D412,204 S * 7/1999 Slothower et al. D23/284
D461,881 S * 8/2002 McKeone D23/293.1

1 Claim, 1 Drawing Sheet



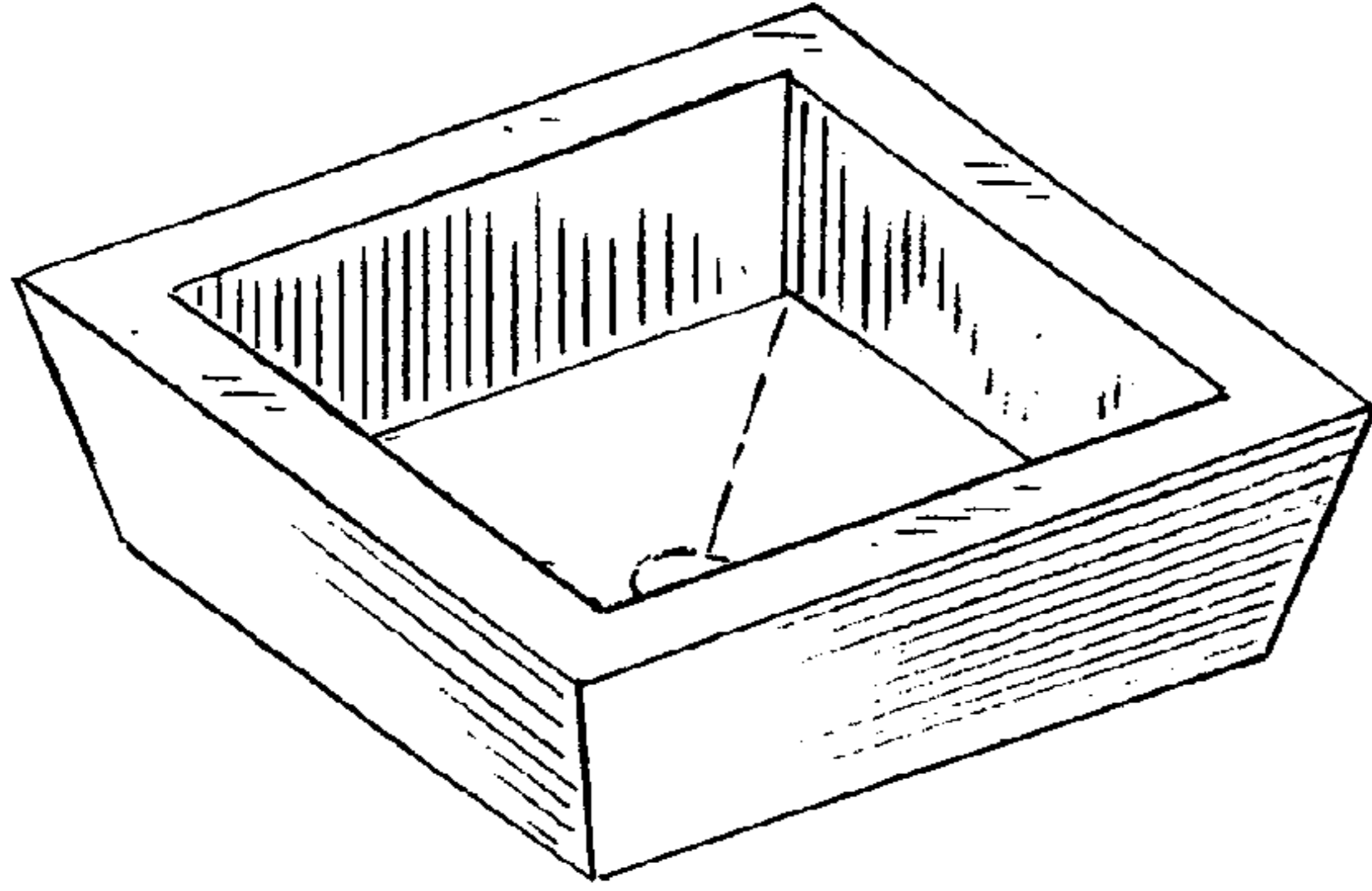


Fig. 1

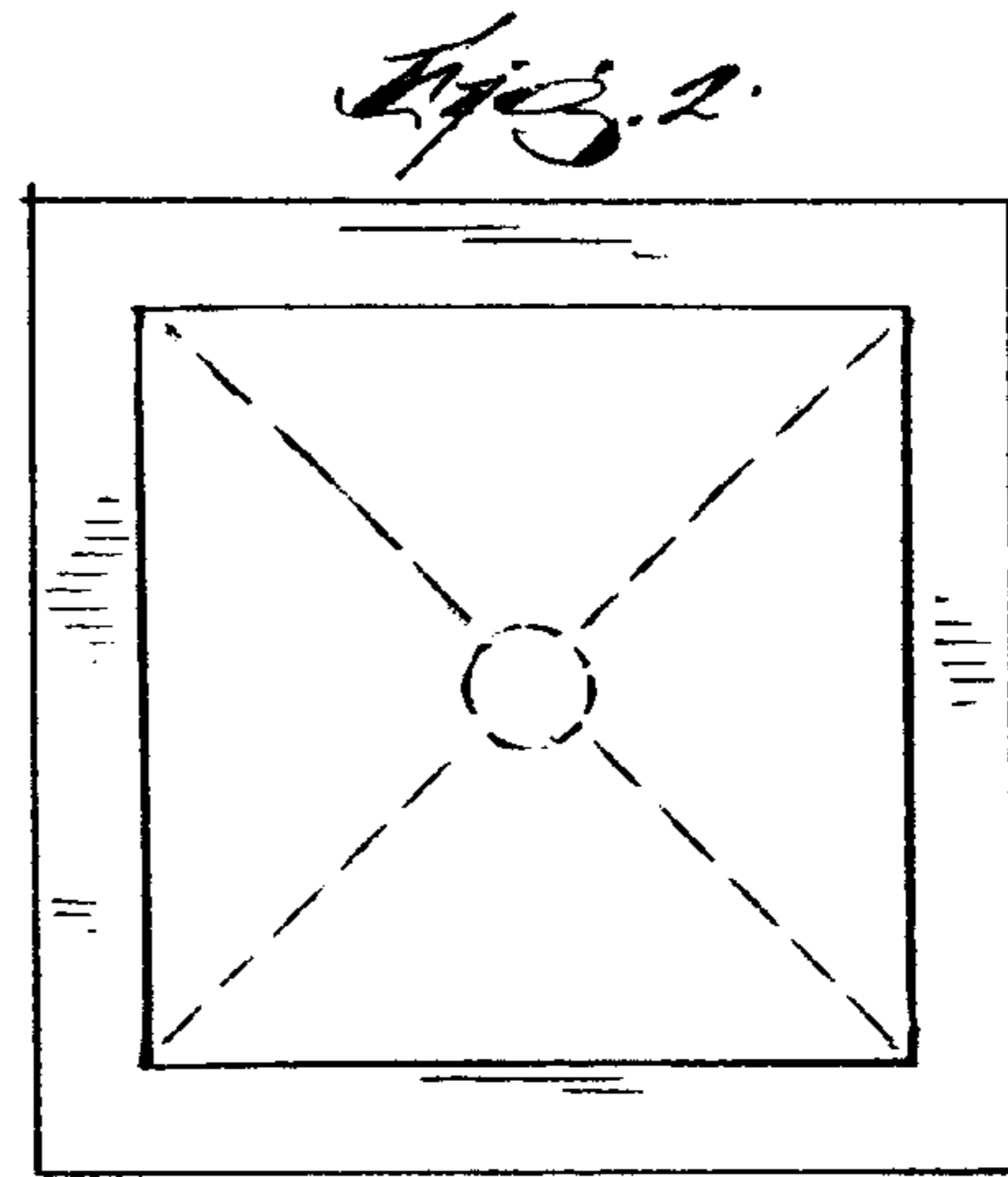


Fig. 2




Fig. 3

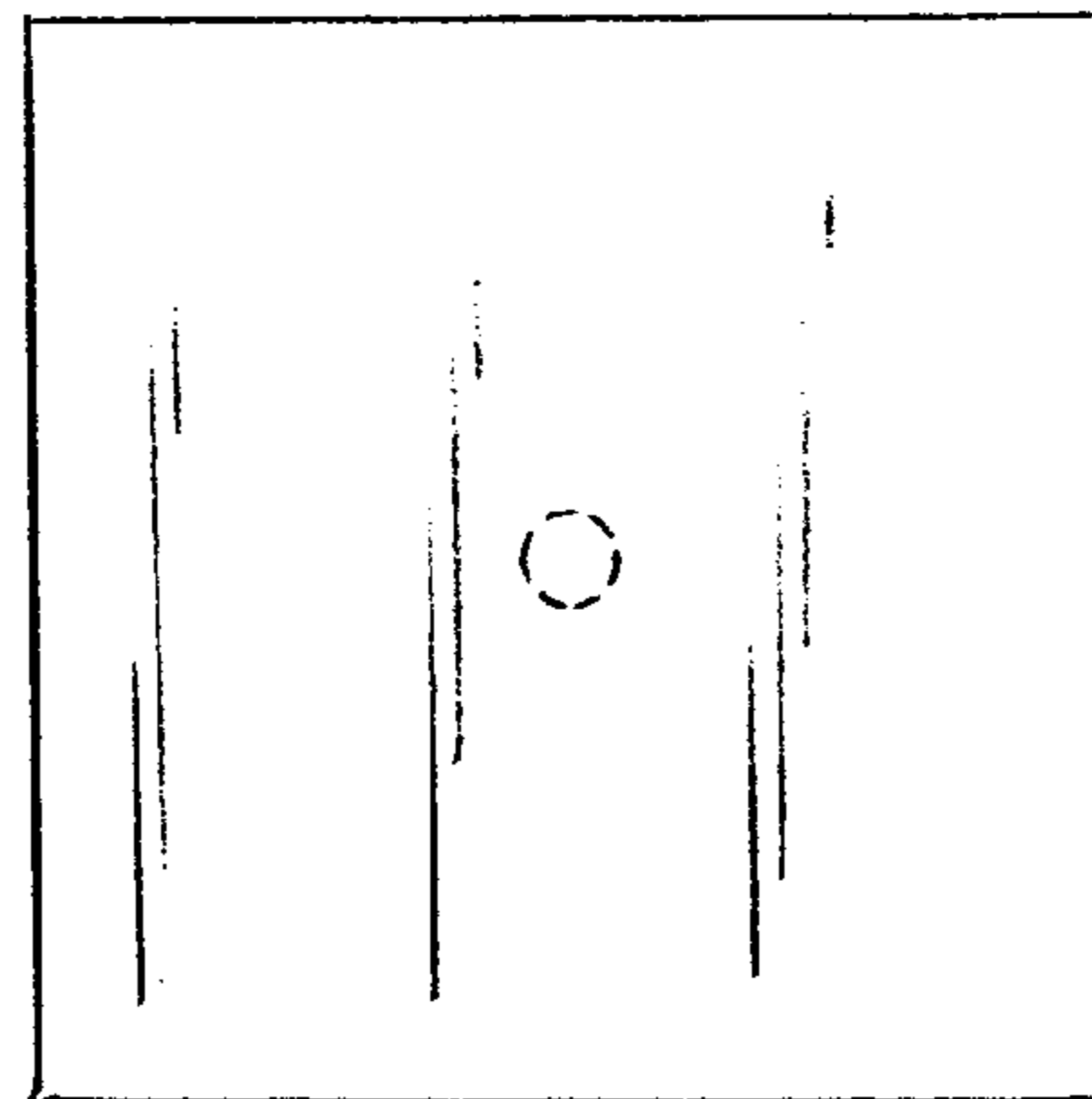


Fig. 4