



US00D537141S

(12) **United States Design Patent**
Peterson

(10) **Patent No.:** **US D537,141 S**

(45) **Date of Patent:** **** Feb. 20, 2007**

(54) **GOLF TRAINING WHEEL**

(76) **Inventor:** **Jeffrey E. Peterson**, 1117 E. Oakmont Dr., Paradise Valley, AZ (US) 85253

(**) **Term:** **14 Years**

(21) **Appl. No.:** **29/252,700**

(22) **Filed:** **Jan. 26, 2006**

(51) **LOC (8) Cl.** **21-02**

(52) **U.S. Cl.** **D21/791**

(58) **Field of Classification Search** D21/789,
D21/791; 473/261, 266, 278, 269, 270; 482/146,
482/147

See application file for complete search history.

(56) **References Cited**

U.S. PATENT DOCUMENTS

3,122,846 A * 3/1964 Trent 473/270
4,088,325 A * 5/1978 Sutton 473/269
6,001,026 A * 12/1999 Breneman 473/261

6,790,166 B2 * 9/2004 Broudy 482/147
D502,241 S * 2/2005 Nevill D21/791
7,018,301 B1 * 3/2006 Cascerceri et al. 473/270

* cited by examiner

Primary Examiner—Mitchell Siegel

(74) *Attorney, Agent, or Firm*—Richard D. Clarke

(57) **CLAIM**

The ornamental design for a golf training wheel, as shown and described.

DESCRIPTION

FIG. 1 is a perspective view of the golf training wheel, the broken line showing is for illustrative purposes only and forms no part of the claimed design;

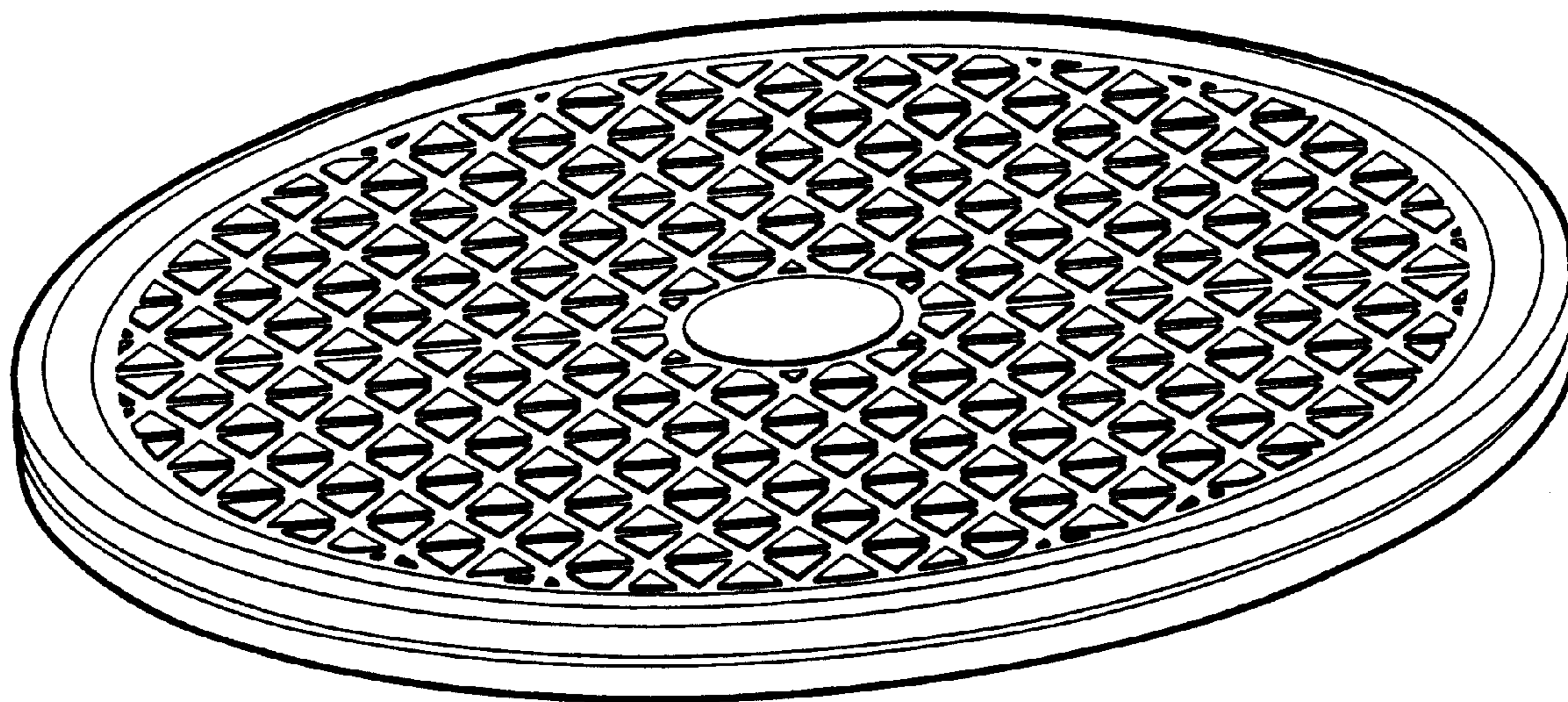
FIG. 2 is a perspective view of the golf training wheel;

FIG. 3 is a bottom plan view of the golf training wheel;

FIG. 4 is a top plan view of the golf training wheel; and,

FIG. 5 is a side elevational view of the golf training wheel.

1 Claim, 3 Drawing Sheets



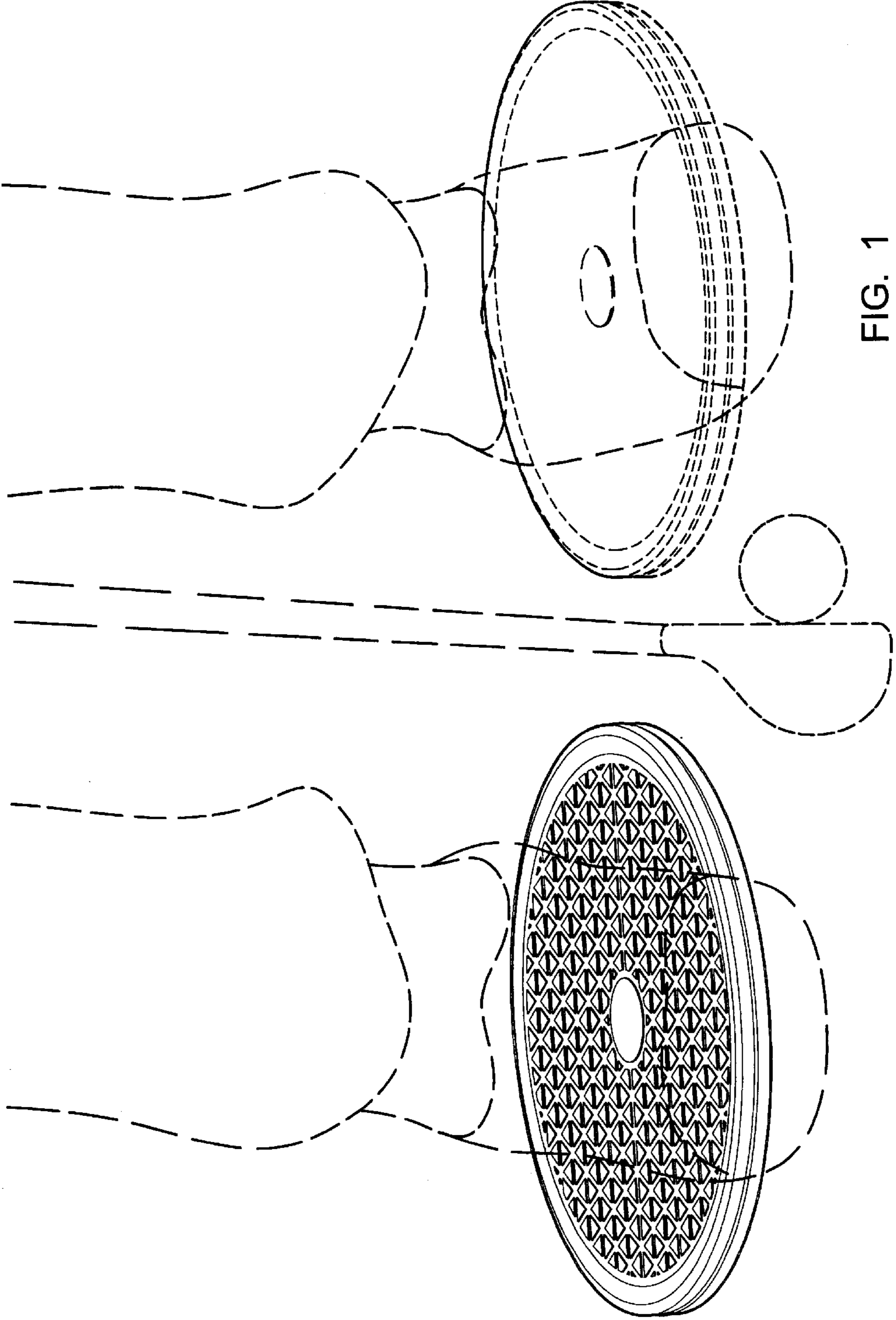


FIG. 1

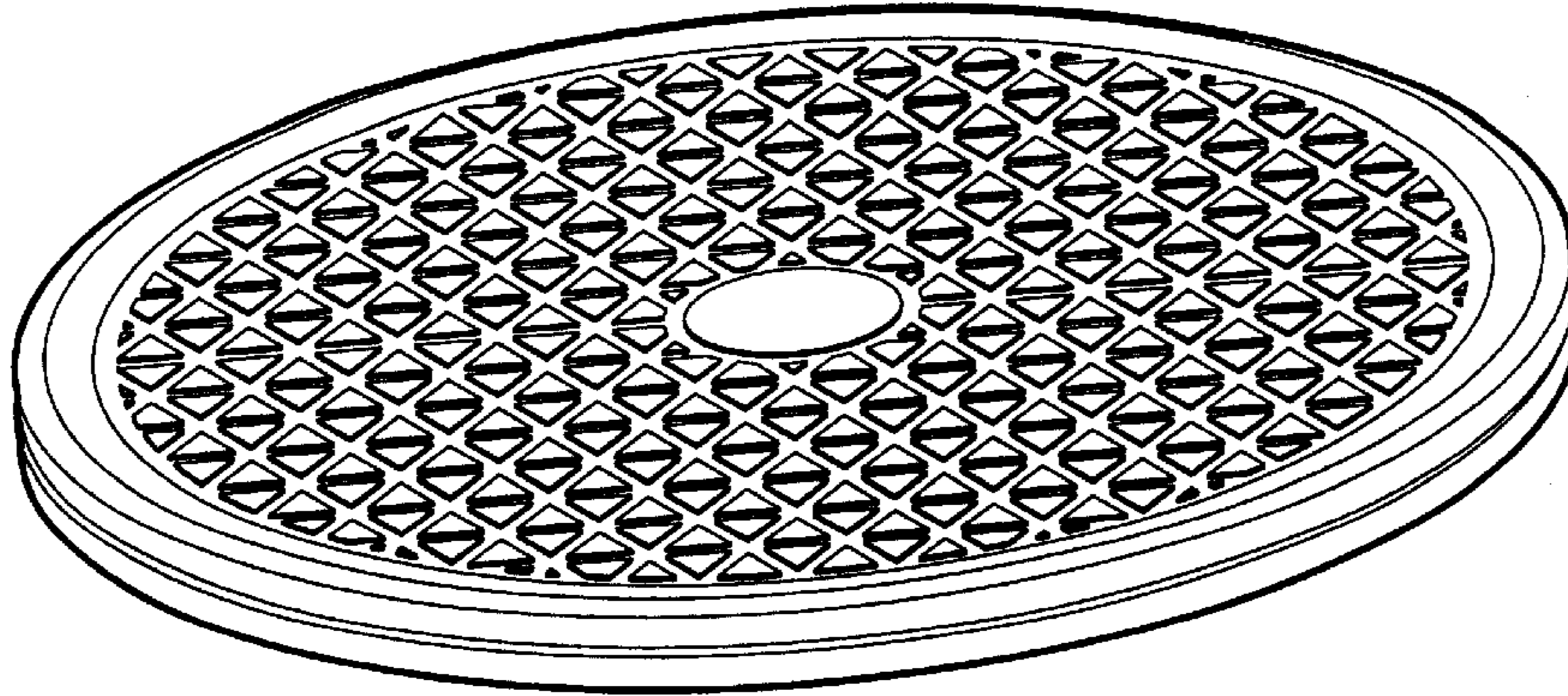


FIG. 2

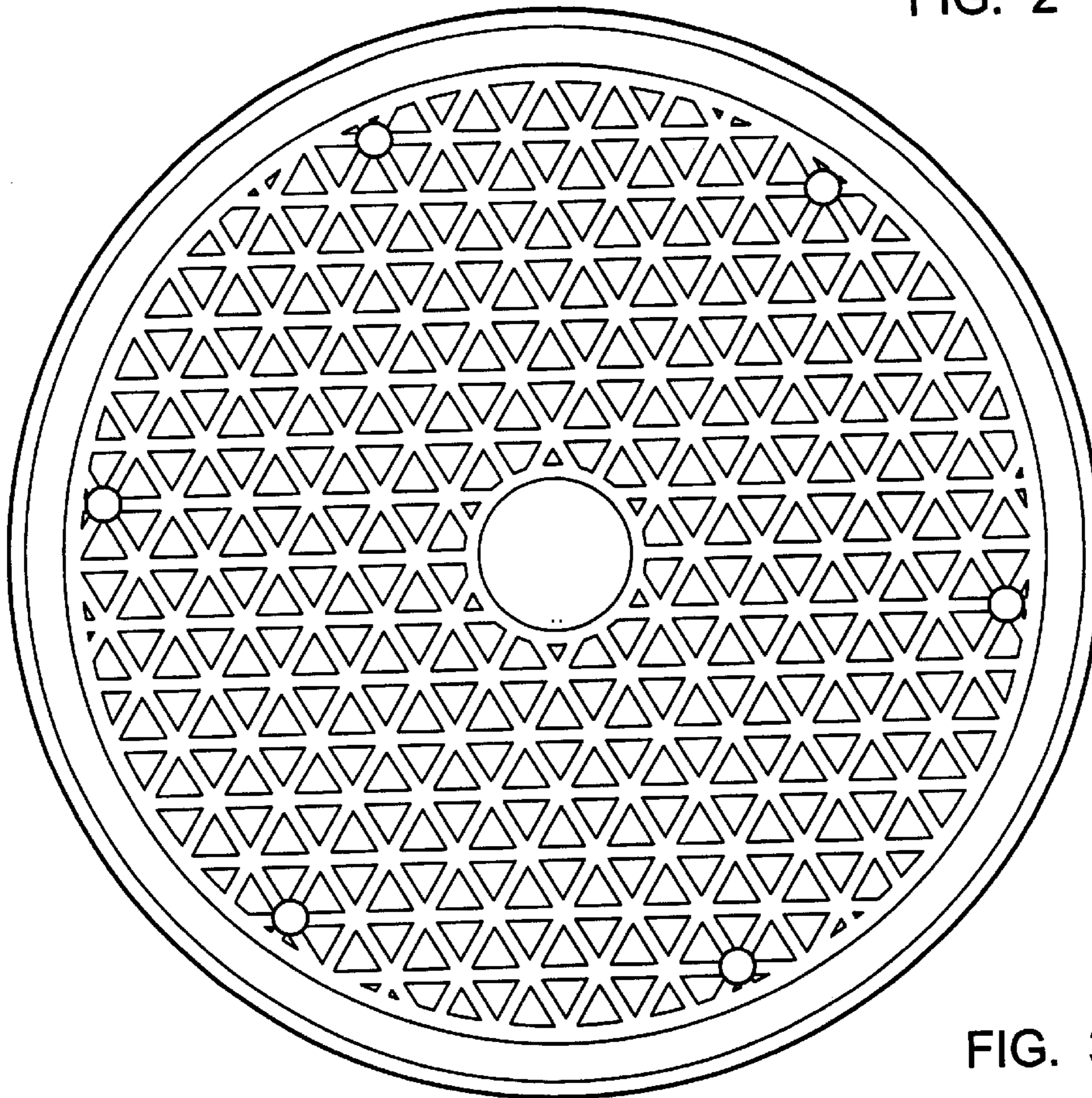


FIG. 3




FIG. 4




FIG. 5