



US00D537131S

(12) **United States Design Patent**
Chernick et al.

(10) **Patent No.:** **US D537,131 S**

(45) **Date of Patent:** **** Feb. 20, 2007**

(54) **BALL WITH LOOP AND SHORT TENTACLES**

D455,182 S * 4/2002 Chu D21/398
6,645,101 B1 * 11/2003 Wong 473/614
2005/0178343 A1 * 8/2005 Lubeck 119/709

(76) Inventors: **Mark Chernick**, 19180 144th Ave.,
NE., Woodinville, WA (US) 98072;
Webb T. Nelson, 19180 144th Ave.,
NE., Woodinville, WA (US) 98072

OTHER PUBLICATIONS

SPORTIME(R) Fall 2002 Catalog, p. 170: "Surekatch" Ball (TM).*

Hong Kong Toys Jan. 2003, p. 904: "Sea Urchin" shown among the "Ocean Animal Splatters".*

Sea Urchin shown on webpage: <http://web.archive.org/web/20030328113234/http://www.magnergraphix.com/ScubaPics/creaturepix/Urchin.JPG>.*

(**) **Term:** **14 Years**

* cited by examiner

(21) **Appl. No.:** **29/241,605**

Primary Examiner—Catherine Tuttle

(22) **Filed:** **Oct. 31, 2005**

(74) *Attorney, Agent, or Firm*—LaMorte & Associates

(51) **LOC (8) Cl.** **21-02**

(52) **U.S. Cl.** **D21/707; D21/398; D30/160**

(58) **Field of Classification Search** D21/707–714,
D21/398, 400, 466, 597; D30/160; D11/117,
D11/121, 125, 157, 158, 184; 473/569–614;
446/219, 486, 487, 490; 428/4, 5, 11, 12,
428/15–17

(57) **CLAIM**

See application file for complete search history.

The ornamental design for ball with loop and short tentacles, as shown and described.

DESCRIPTION

(56) **References Cited**

U.S. PATENT DOCUMENTS

4,756,529	A	*	7/1988	Stillinger	473/614
4,867,451	A	*	9/1989	Mitchell	473/576
4,991,841	A	*	2/1991	Paranto	473/609
D317,489	S	*	6/1991	Stillinger	D21/707
5,186,457	A	*	2/1993	Cole	473/575
D359,147	S	*	6/1995	Hotta et al.	D30/160
5,516,099	A	*	5/1996	Strong	473/614
D406,545	S	*	3/1999	Deginther	D11/121
5,961,406	A	*	10/1999	Hass	473/576
6,026,534	A	*	2/2000	Gonda et al.	15/207.2
D431,848	S	*	10/2000	Hubbard	D21/713
6,280,356	B1	*	8/2001	Sandeen	473/614

FIG. 1 is a perspective view of a ball with loop and short tentacles in accordance with the present invention;

FIG. 2 is a top view thereof;

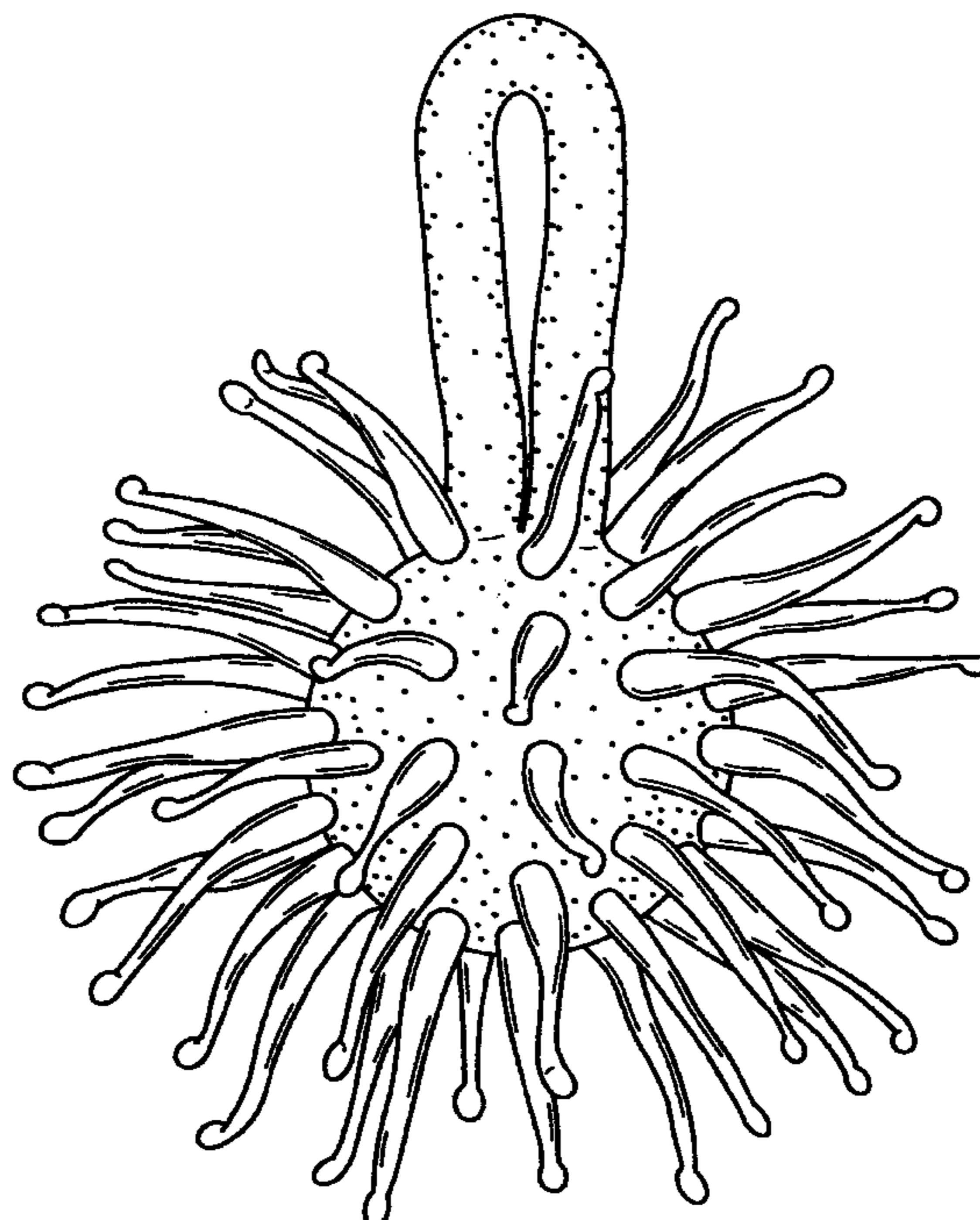
FIG. 3 is a bottom view thereof;

FIG. 4 is a front view thereof; and,

FIG. 5 is a right side view thereof.

The visual appearance of the opposing sides of FIGS. 4 and 5 is essentially the same as in the views presented, any differences being due to degree of irregularity in the positions and/or exact shapes of the flexible tentacles that can be seen in the views provided.

1 Claim, 5 Drawing Sheets



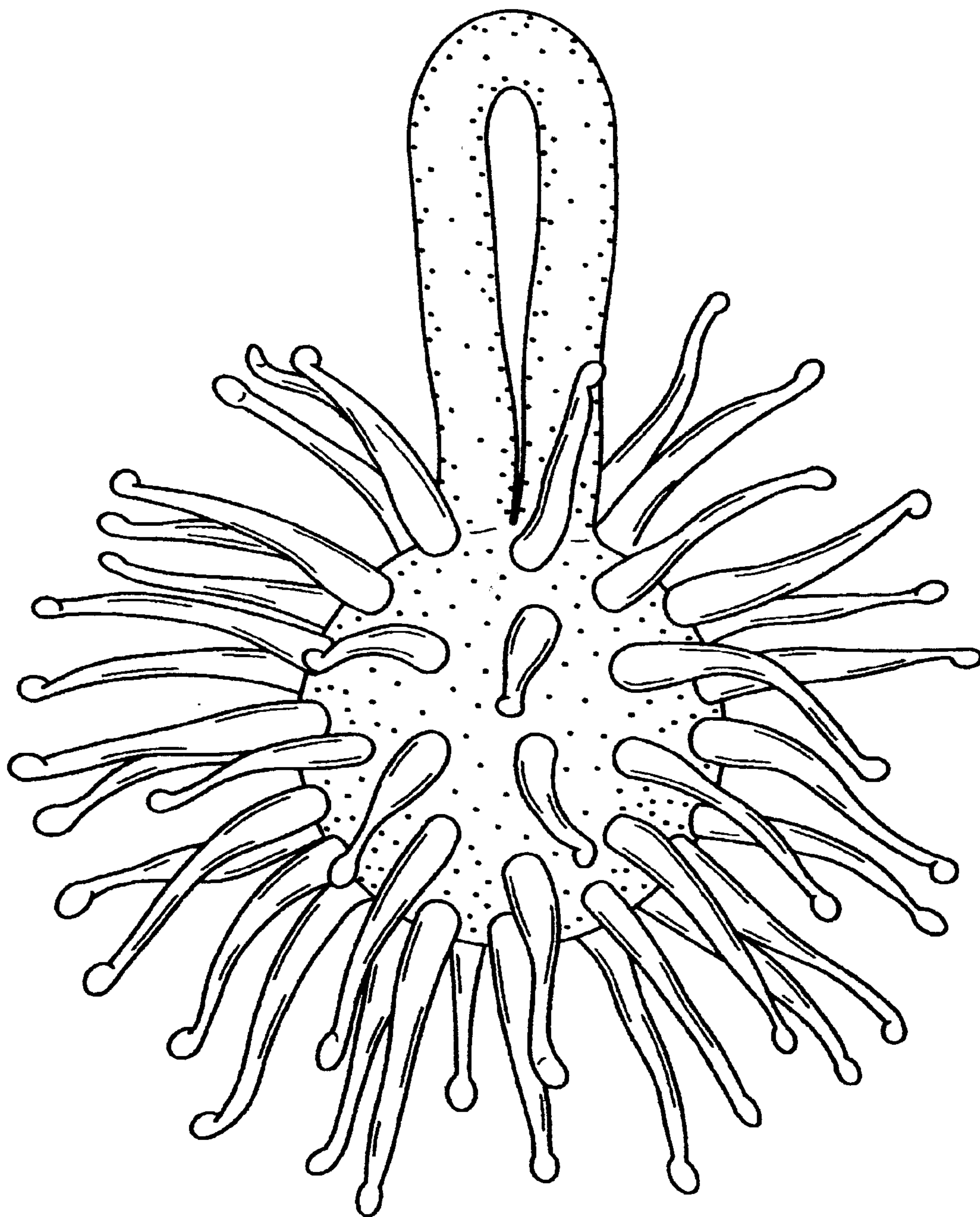


Fig. 1

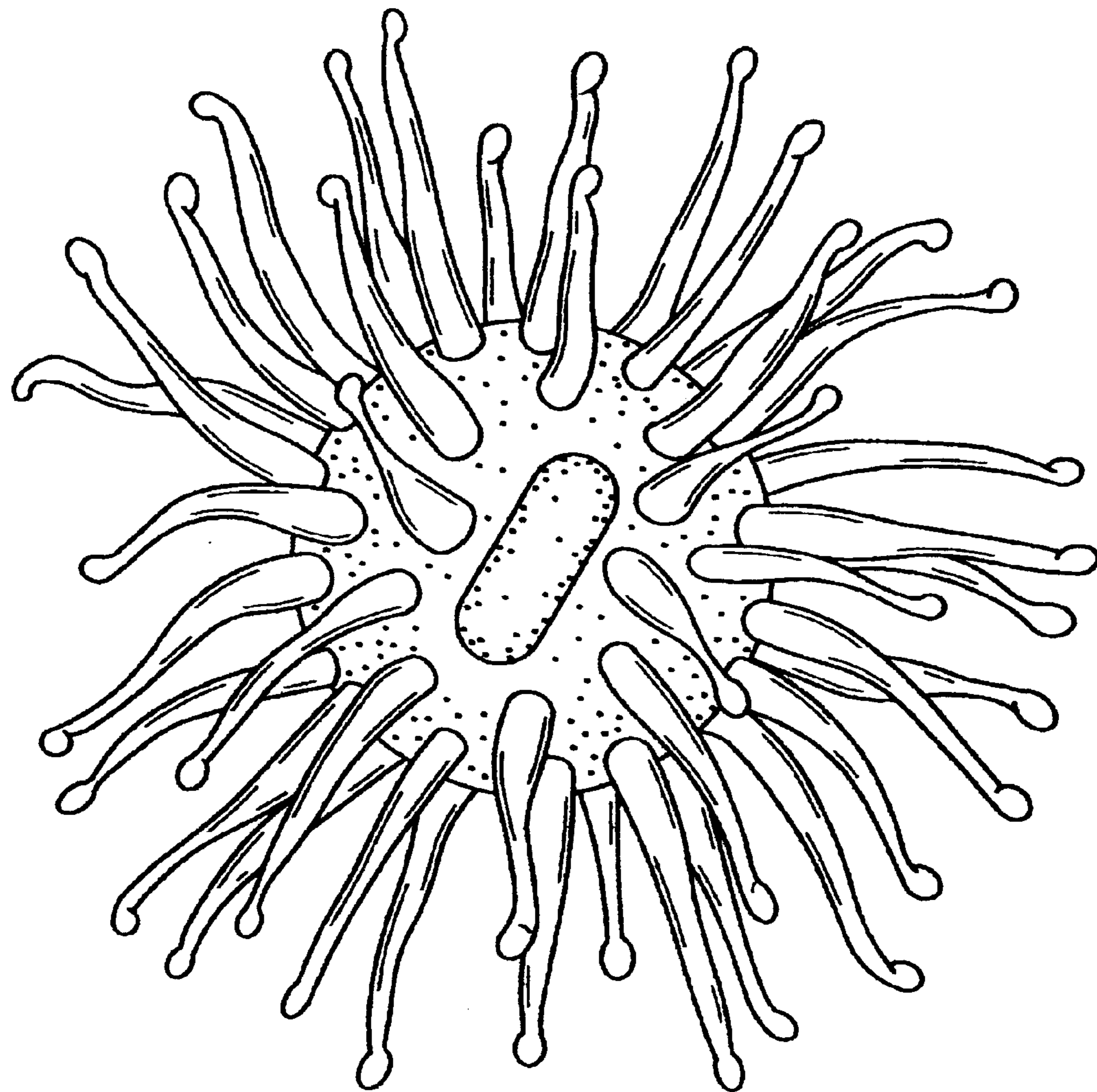


Fig. 2

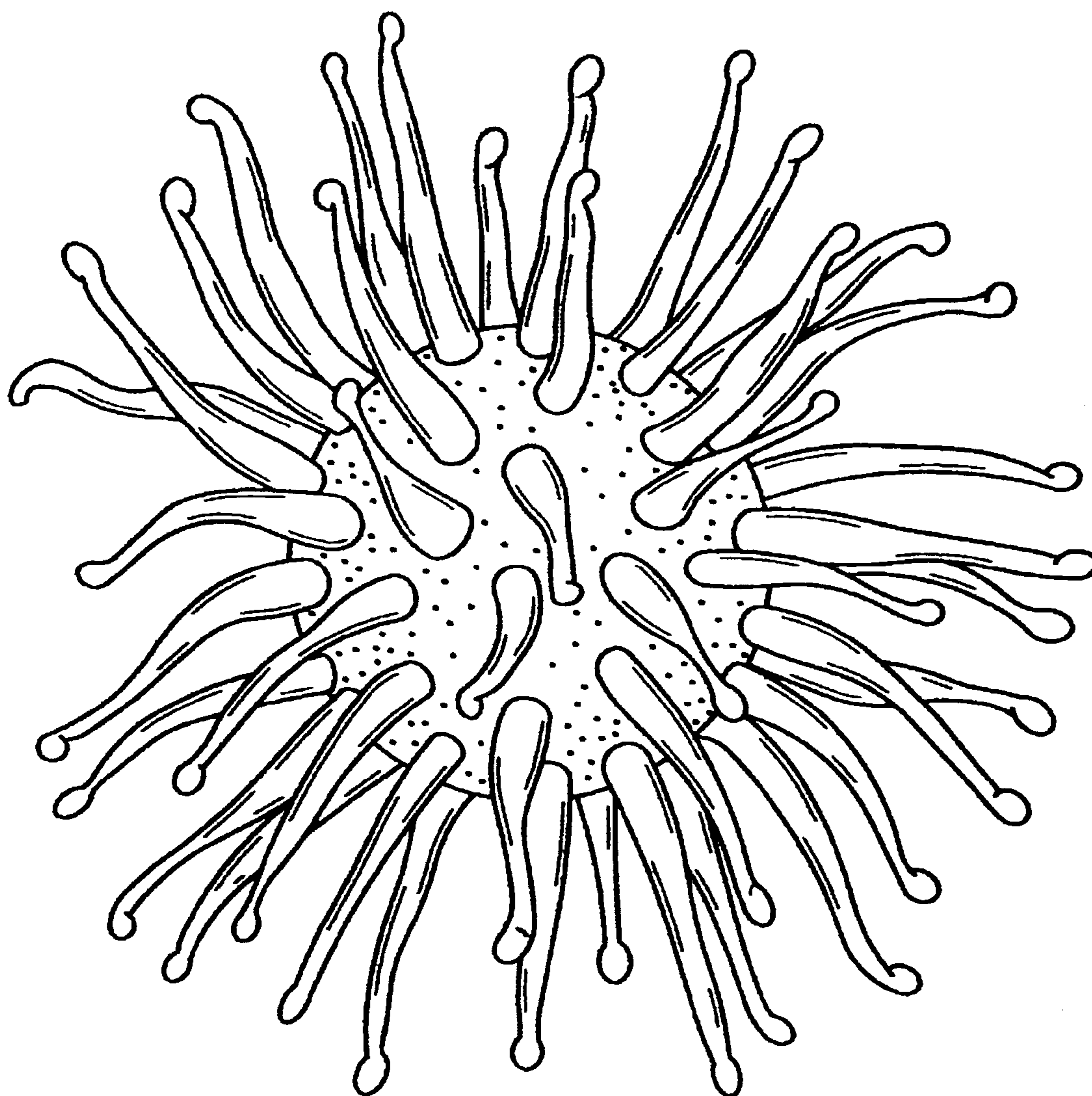


Fig. 3

FIG. 4

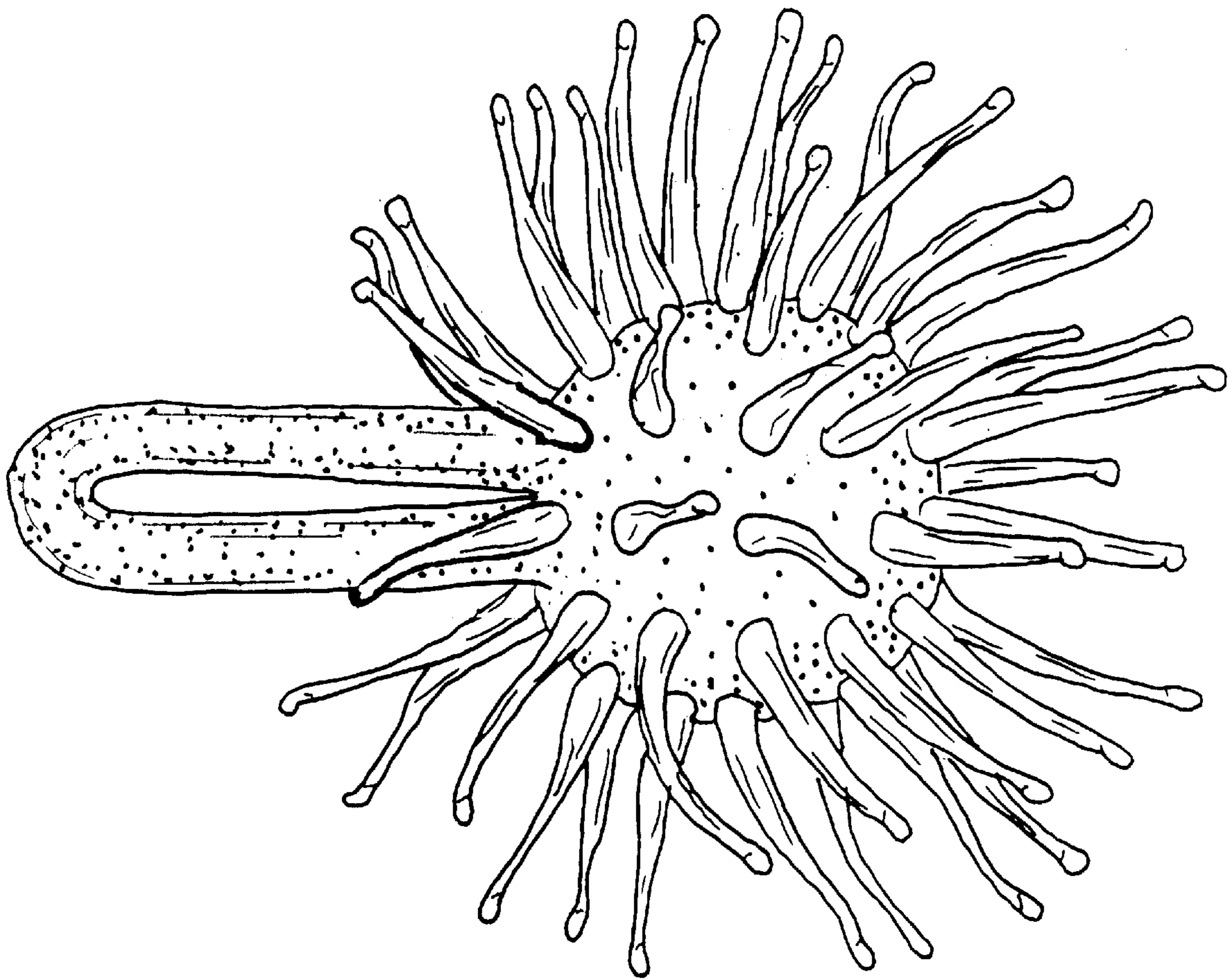


FIG. 5

