



US00D537113S

(12) **United States Design Patent**
Gant et al.

(10) **Patent No.:** **US D537,113 S**

(45) **Date of Patent:** **** Feb. 20, 2007**

(54) **PRINTER**

(75) Inventors: **Scott R. Gant**, San Diego, CA (US);
David W. Leong, San Diego, CA (US);
Scott S. Yu, San Francisco, CA (US);
Michael J. Delpier, San Francisco, CA
(US)

(73) Assignee: **Hewlett-Packard Development
Company, LP.**, Houston, TX (US)

(**) Term: **14 Years**

(21) Appl. No.: **29/241,696**

(22) Filed: **Oct. 31, 2005**

(51) **LOC (8) Cl.** **14-02**

(52) **U.S. Cl.** **D18/50**

(58) **Field of Classification Search** D18/14,
D18/19, 36-39, 41, 50, 53, 54, 54.1, 55;
D14/420-425, 462-470; D16/218, 246-248;
399/107; 400/613, 613.1-613.4, 690.1-690.4,
400/691-694; D21/500

See application file for complete search history.

(56) **References Cited**

U.S. PATENT DOCUMENTS

D218,170 S * 7/1970 Kober D14/467
D313,814 S * 1/1991 Komada et al. D18/37
D315,574 S * 3/1991 Komada et al. D18/37

D315,726 S * 3/1991 Inukai D14/464
D331,069 S * 11/1992 Hanasaki et al. D18/55
D331,401 S * 12/1992 Takeuchi D14/462
D362,456 S * 9/1995 Ishibashi et al. D18/39
D491,219 S * 6/2004 Shimamura D18/50
D520,558 S * 5/2006 Matsumoto et al. D18/50
D521,061 S * 5/2006 Katayama et al. D18/55
D522,044 S * 5/2006 Emmenegger et al. D18/50
D523,069 S * 6/2006 Akahane et al. D18/50
D527,414 S * 8/2006 Miyauchi et al. D18/50
2005/0226673 A1 * 10/2005 Yoshihara 400/692

* cited by examiner

Primary Examiner—Cathy Anne MacCormac

(57) **CLAIM**

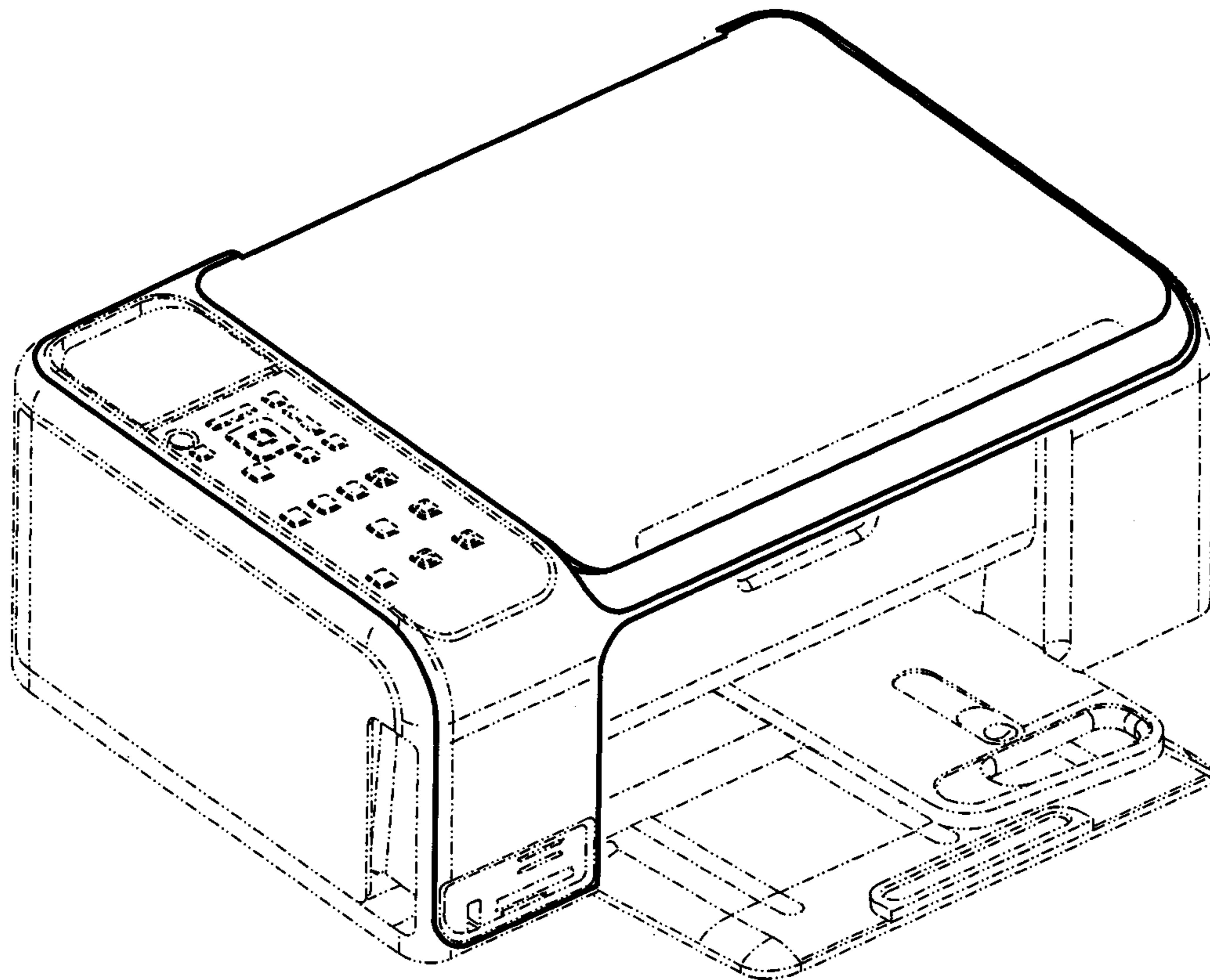
We claim the ornamental design for a printer, as shown and described.

DESCRIPTION

FIG. 1 is a top perspective view of a design for a printer;
FIG. 2 is a top plan view thereof;
FIG. 3 is a left side elevational view thereof;
FIG. 4 is a front elevational view thereof;
FIG. 5 is right side elevational view thereof;
FIG. 6 is a rear elevational view thereof; and,
FIG. 7 is a bottom plan thereof.

The broken lines in the drawings are for illustrative purposes only and form no part of the claimed design.

1 Claim, 5 Drawing Sheets



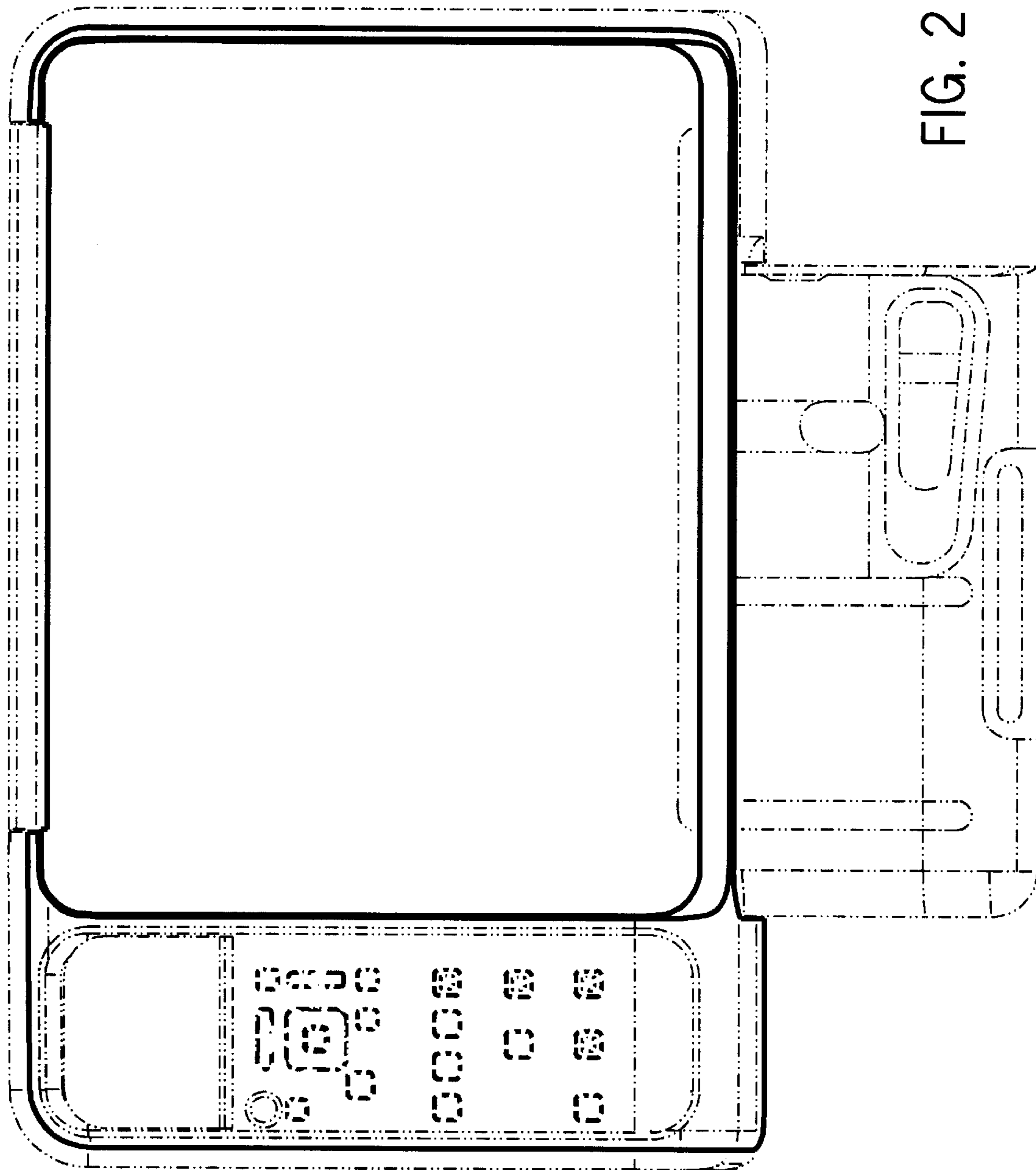


FIG. 2

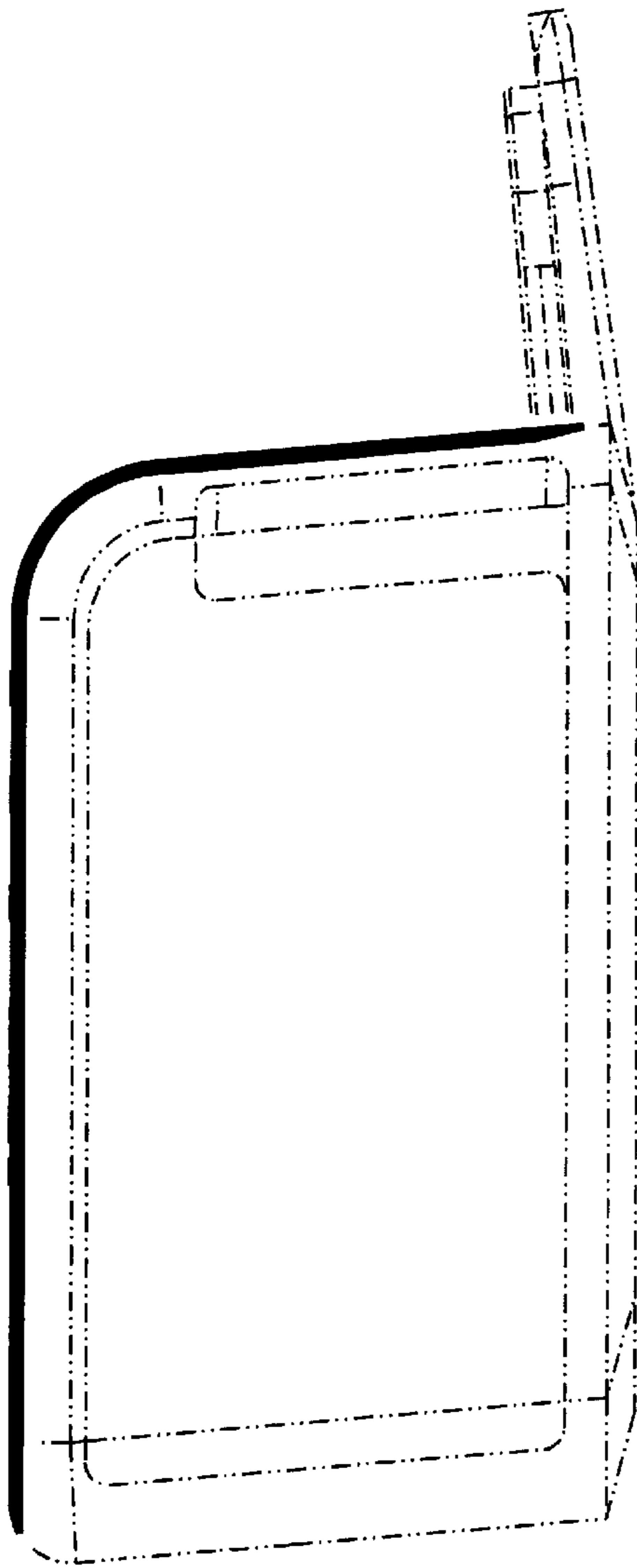


FIG. 3




FIG. 4

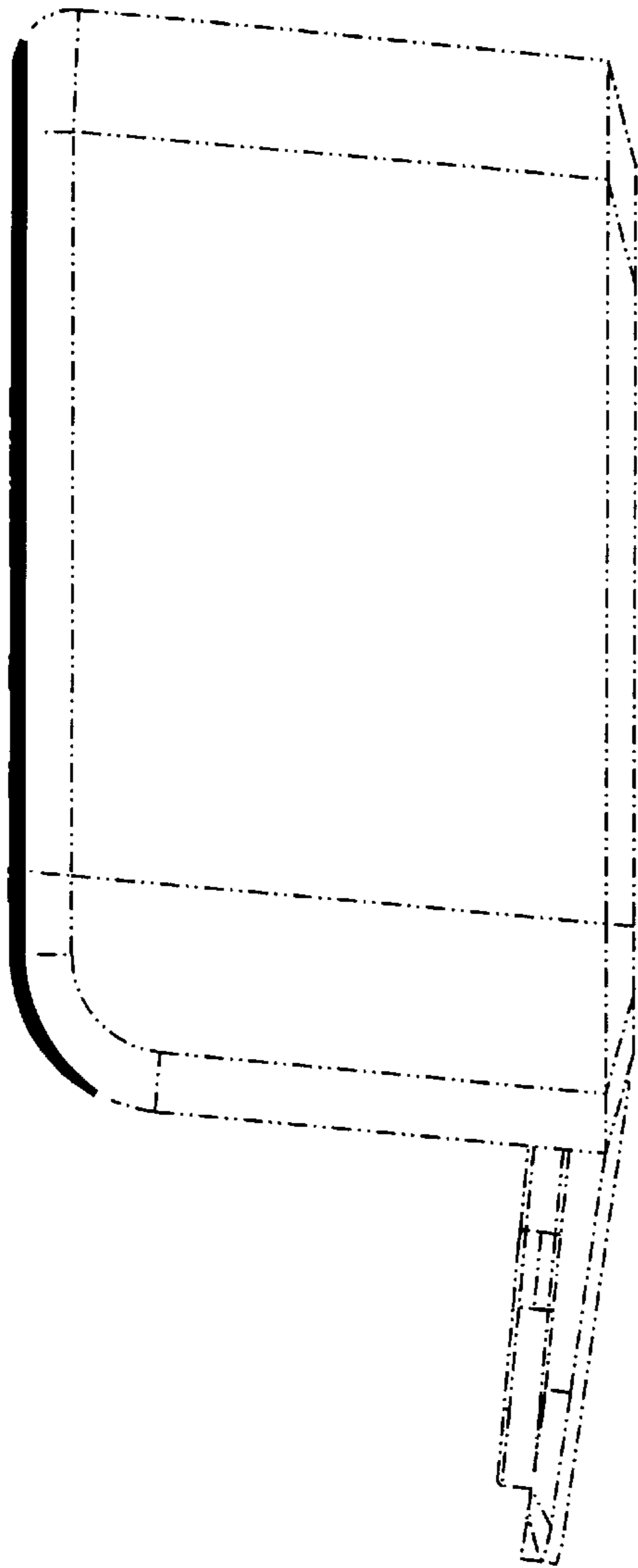


FIG. 5




FIG. 6

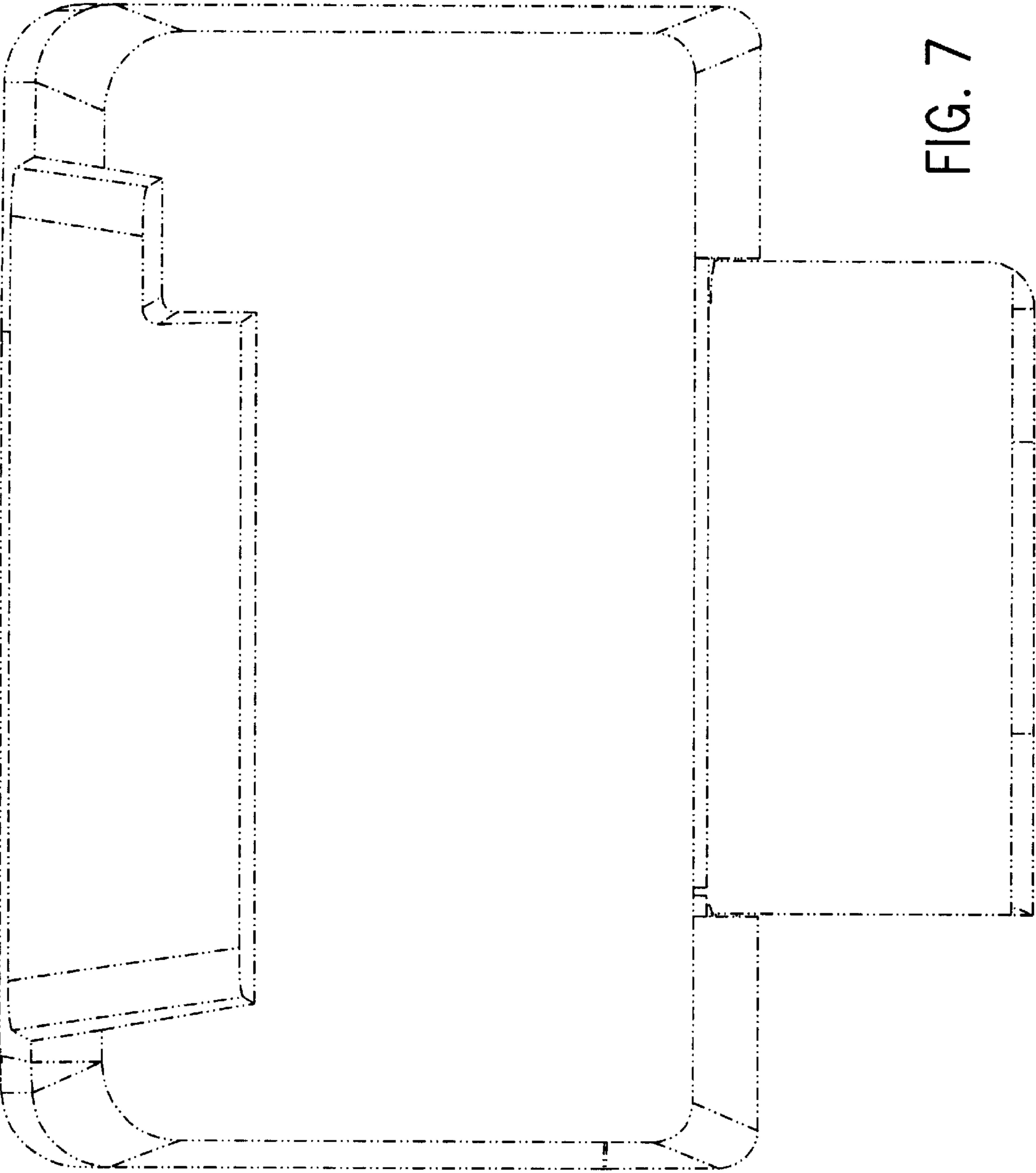


FIG. 7