



US00D537105S

(12) **United States Design Patent**  
**Obenshain et al.**

(10) **Patent No.: US D537,105 S**

(45) **Date of Patent: \*\* Feb. 20, 2007**

(54) **PRINTER CASSETTE**

(75) Inventors: **Marc Obenshain**, Cumming, GA (US);  
**Michael Scott Adams**, Suwanee, GA  
(US)

(73) Assignee: **Panduit Corp.**, Tinley Park, IL (US)

(\*\*) Term: **14 Years**

(21) Appl. No.: **29/227,859**

(22) Filed: **Apr. 15, 2005**

(51) **LOC (8) Cl.** ..... **18-01**

(52) **U.S. Cl.** ..... **D18/12**

(58) **Field of Classification Search** ..... D18/12,  
D18/36, 40, 43, 44, 56; D14/562, 469-471,  
D14/474-484; 222/DIG. 1; 347/49, 86, 87,  
347/197, 214, 222; 399/24-28, 107-112,  
399/119, 222-224; 400/194, 196, 207, 208  
See application file for complete search history.

(56) **References Cited**

**U.S. PATENT DOCUMENTS**

5,316,235	A	*	5/1994	East et al.	.....	242/346
D358,163	S	*	5/1995	Nomura	.....	D18/43
D359,303	S	*	6/1995	Gray et al.	.....	D18/12
5,653,542	A	*	8/1997	Sugimoto et al.	.....	400/207
D383,125	S	*	9/1997	Egan et al.	.....	D14/477
5,771,803	A	*	6/1998	Takami	.....	400/208
D400,915	S	*	11/1998	Nomura et al.	.....	D18/40

D410,247	S	*	5/1999	Nomura	.....	D18/43
5,949,467	A	*	9/1999	Gunther et al.	.....	347/214
D431,593	S	*	10/2000	Gumbe	.....	D18/40
D435,589	S	*	12/2000	Huss	.....	D18/56
D471,582	S	*	3/2003	Mori	.....	D18/40
D509,531	S	*	9/2005	Geserich	.....	D18/12

\* cited by examiner

*Primary Examiner*—Robert M. Spear

*Assistant Examiner*—Garth Rademaker

(74) *Attorney, Agent, or Firm*—McDonnell Boehnen  
Hulbert & Berghoff LLP

(57) **CLAIM**

The ornamental design for a printer cassette, as shown and described.

**DESCRIPTION**

FIG. 1 is a perspective view of a printer cassette of the present design;

FIG. 2 is a bottom view thereof;

FIG. 3 is a top view thereof;

FIG. 4 is a left side view thereof;

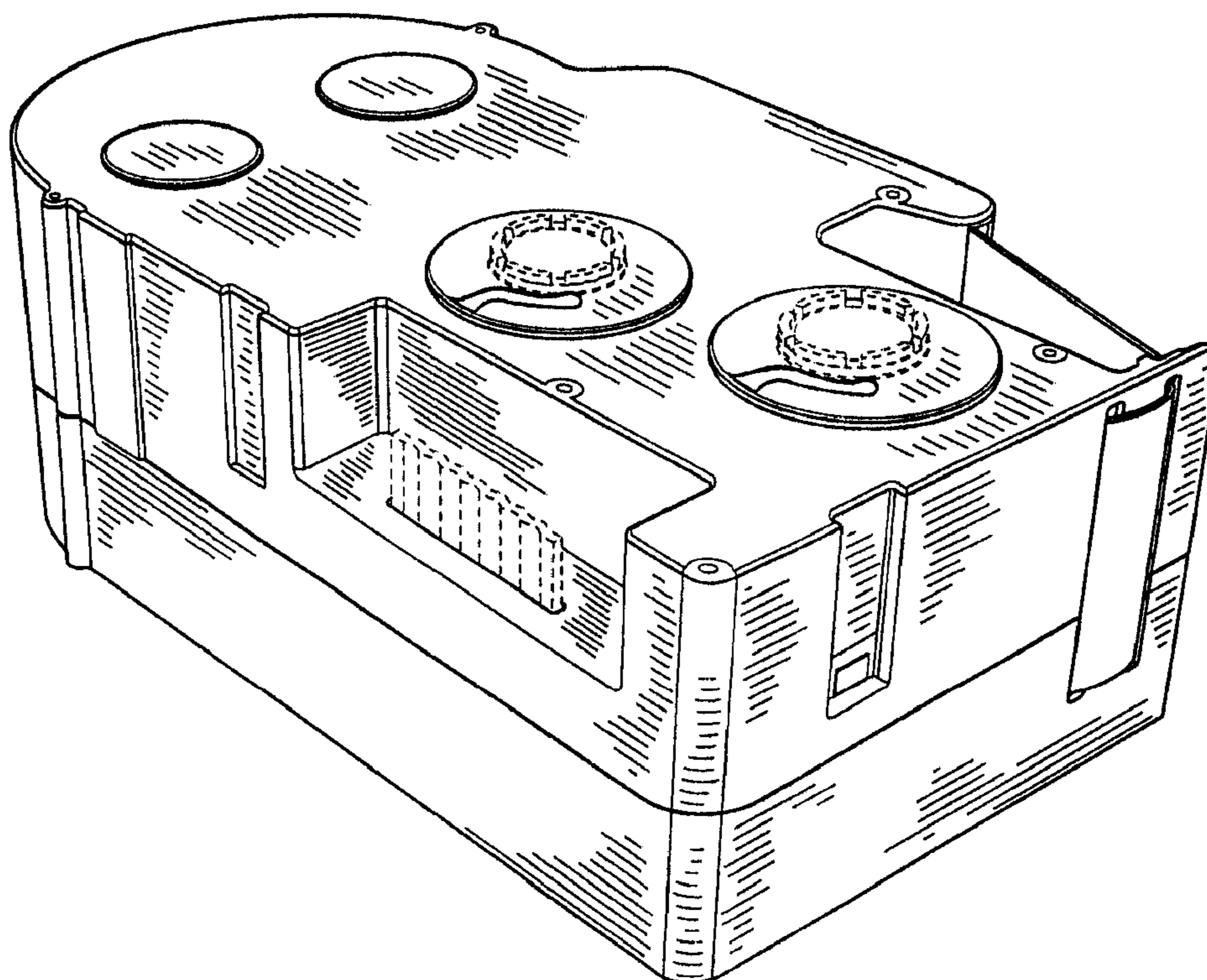
FIG. 5 is a right side view thereof;

FIG. 6 is a front view thereof; and,

FIG. 7 is a rear view thereof.

The broken lines in FIGS. 1, 2, 3, 4, 5, and 6 are for illustrative purposes only and form no part of the claimed design.

**1 Claim, 5 Drawing Sheets**



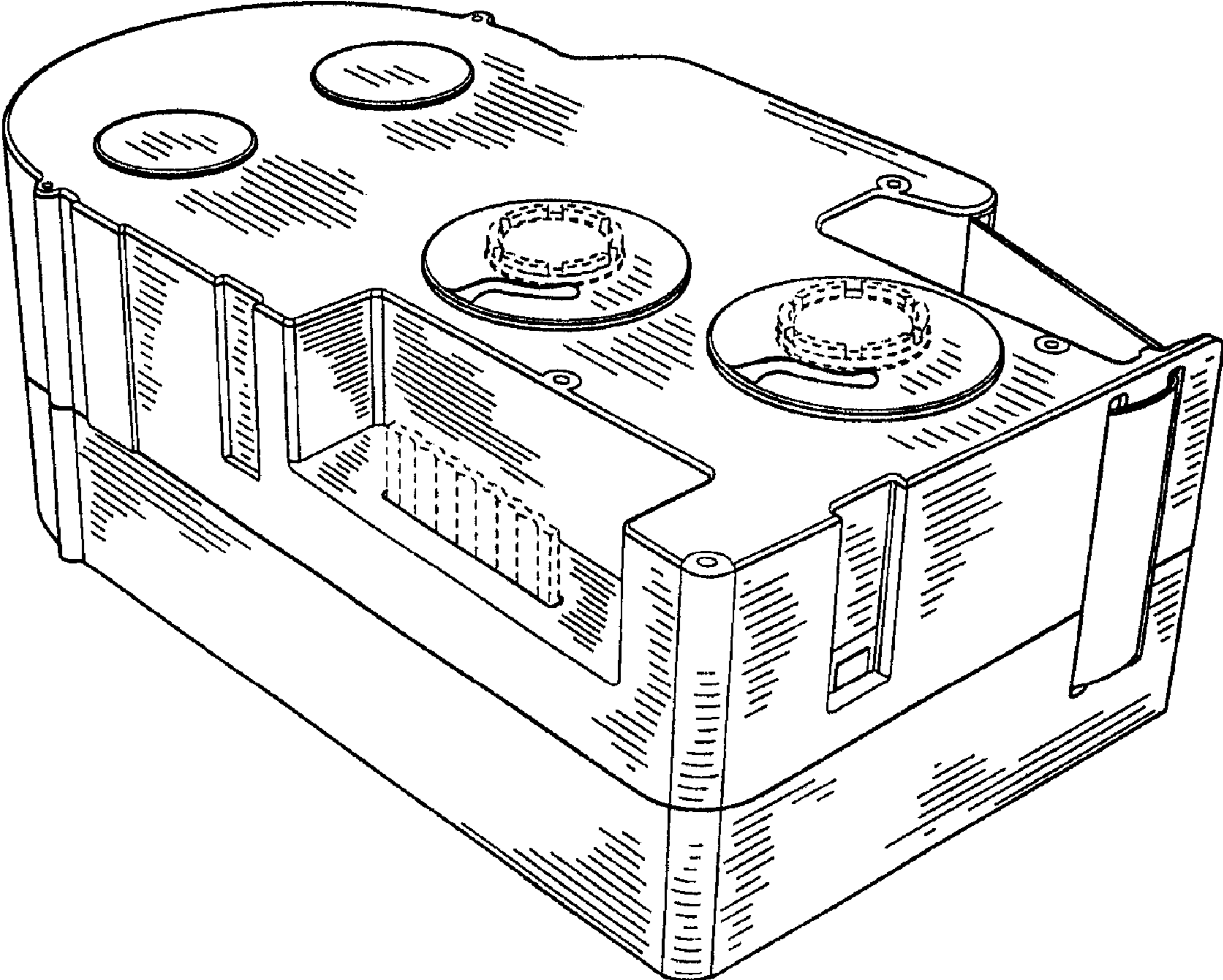


FIG. 1




FIG. 2

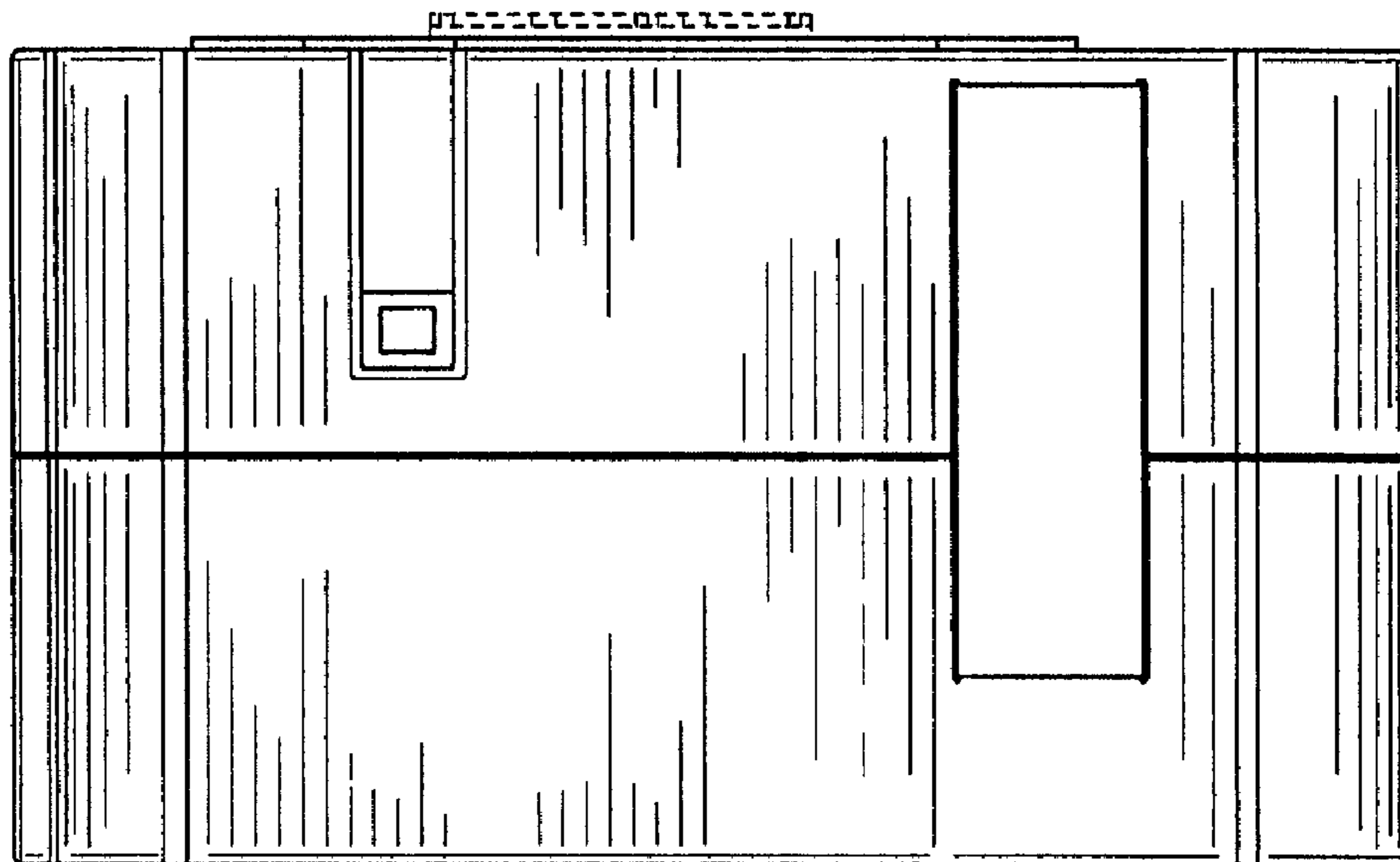


FIG. 3




FIG. 4




FIG. 5

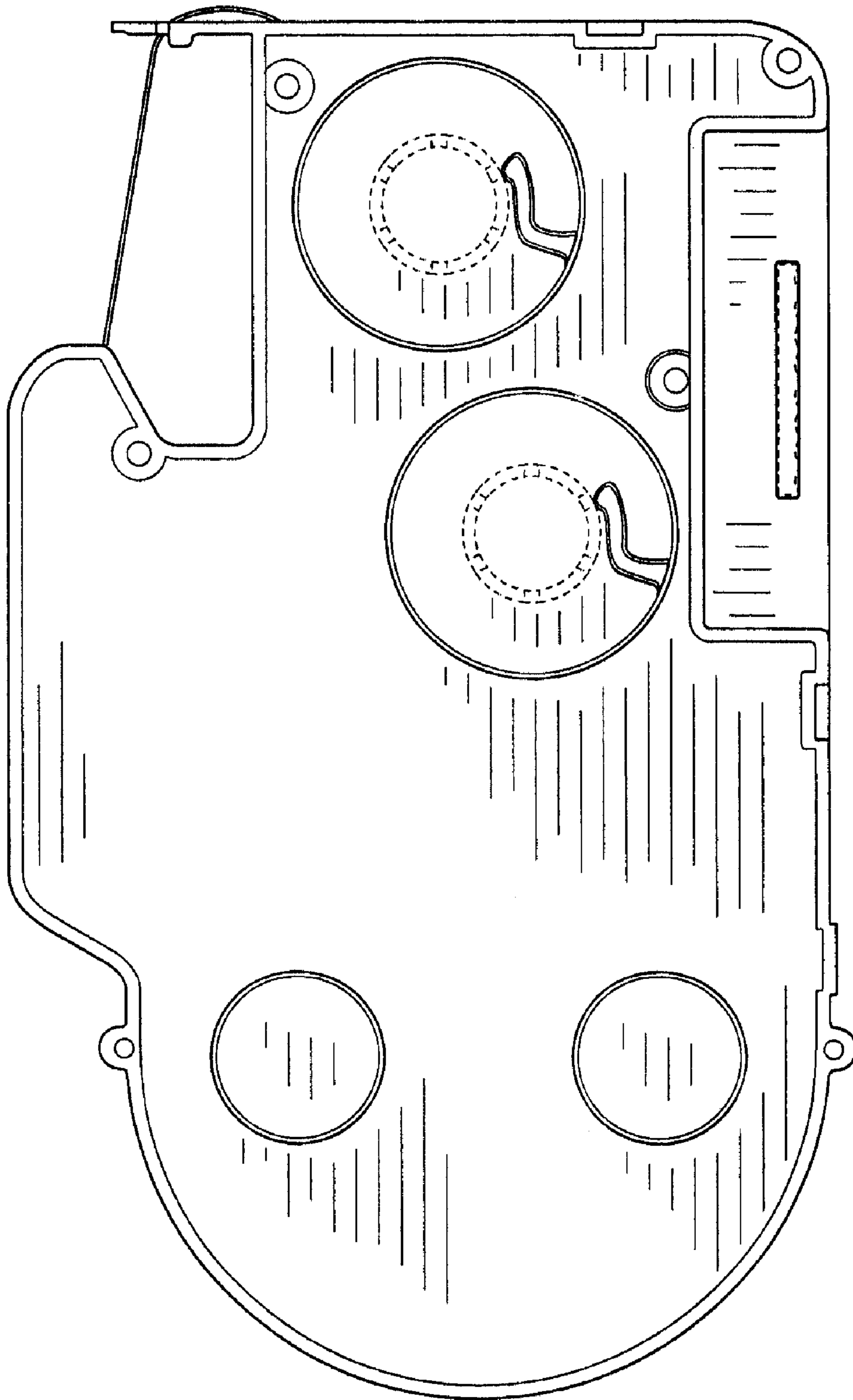


FIG. 6

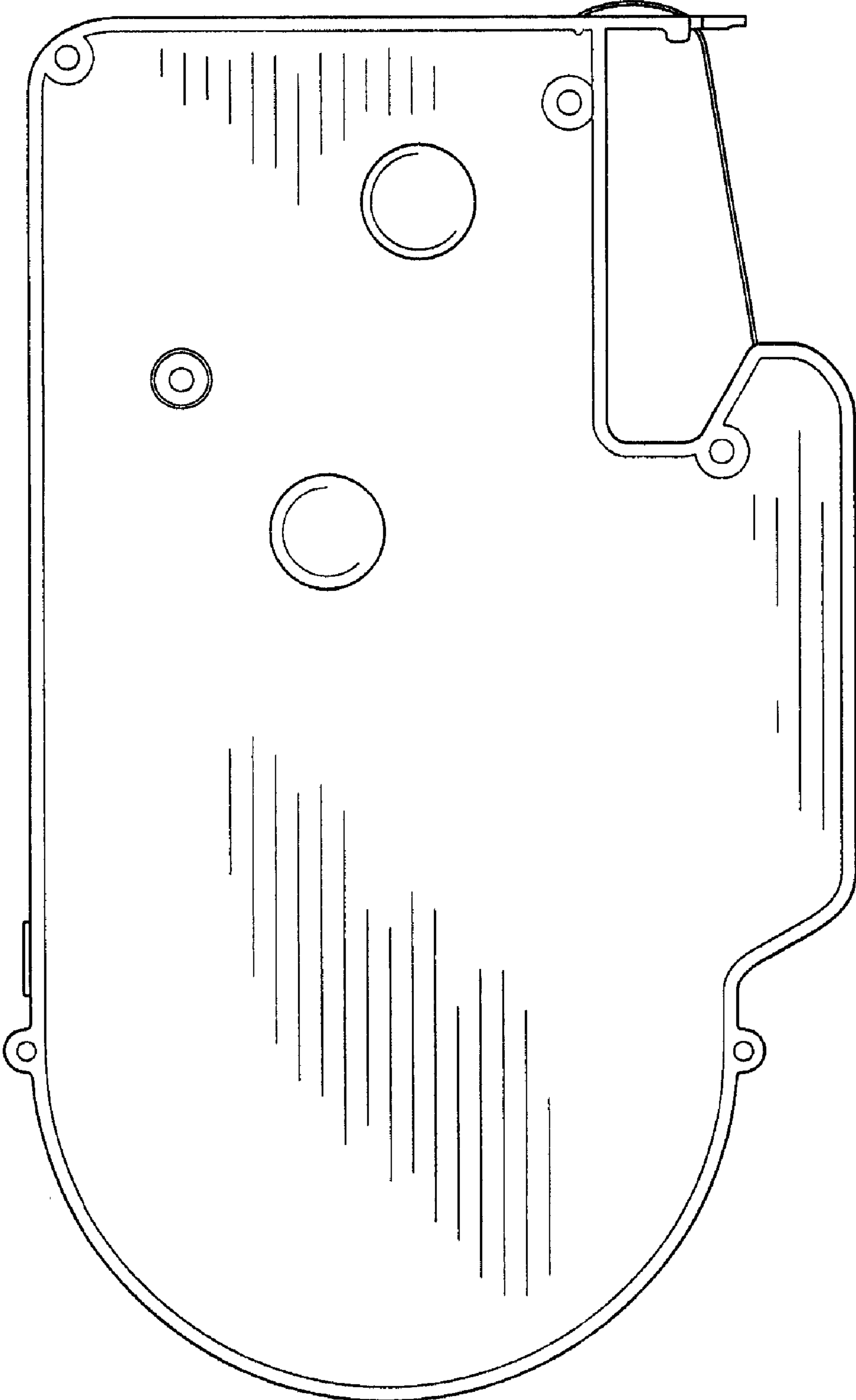


FIG. 7