



US00D537103S

(12) **United States Design Patent**
Sheldon et al.

(10) **Patent No.:** **US D537,103 S**

(45) **Date of Patent:** **** Feb. 20, 2007**

(54) **AUXILIARY SPECTACLE FOR PROTECTIVE EYEWEAR**

(75) Inventors: **Brent Sheldon**, Montréal (CA);
Catherine Turgy, Montréal (CA);
Pierre Vallée, Sainte-Julie (CA);
Stéphane Morency, Montréal (CA);
Christian Pilon, Montréal (CA)

(73) Assignee: **Revision Eyewear, Inc.**, Montreal (CA)

(**) Term: **14 Years**

(21) Appl. No.: **29/239,649**

(22) Filed: **Oct. 1, 2005**

(51) **LOC (8) Cl.** **16-06**

(52) **U.S. Cl.** **D16/330; D16/326; D16/311**

(58) **Field of Classification Search** D16/101,
D16/300-330; D29/109-110; D24/110.2;
351/41, 44, 43, 51-52, 158, 47-48, 57, 58;
2/426, 428-430, 439-446, 452, 435-437
See application file for complete search history.

(56) **References Cited**

U.S. PATENT DOCUMENTS

3,801,189	A	*	4/1974	Bolle	351/92
4,810,080	A	*	3/1989	Grendol et al.	351/41
4,930,163	A	*	6/1990	King	2/444
D331,766	S	*	12/1992	Korny	D16/329
5,321,444	A	*	6/1994	Lin	351/86
D351,850	S	*	10/1994	Bolle	D16/304
5,412,438	A	*	5/1995	Bolle'	351/44
5,493,348	A	*	2/1996	Herald et al.	351/57
D372,490	S	*	8/1996	Sheffield et al.	D16/325
D373,372	S	*	9/1996	Simioni	D16/304
5,929,963	A	*	7/1999	McNeal	351/47
D422,317	S	*	4/2000	Smith	D21/330
6,283,591	B1	*	9/2001	Chen	351/47
D466,916	S	*	12/2002	Wang	D16/312

D488,182	S	*	4/2004	Sheldon et al.	D16/312
6,764,175	B1	*	7/2004	Chen	351/47
D502,204	S	*	2/2005	Garofalo et al.	D16/311
D516,112	S	*	2/2006	Cole	D16/330
D523,889	S	*	6/2006	Chen	D16/312
D524,355	S	*	7/2006	Chuang	D16/326

* cited by examiner

Primary Examiner—Raphael Barkai

(74) *Attorney, Agent, or Firm*—The Law Office of Randall T. Erickson, P.C.

(57) **CLAIM**

The ornamental design for an auxiliary spectacle for protective eyewear, as shown and described.

DESCRIPTION

FIG. 1 is a top, left side, front perspective view of the auxiliary spectacle for protective eyewear of the present invention;

FIG. 2 is a front view of the auxiliary spectacle for protective eyewear of FIG. 1;

FIG. 3 is a rear view of the auxiliary spectacle for protective eyewear of FIG. 2;

FIG. 4 is a top view of the auxiliary spectacle for protective eyewear of FIG. 2;

FIG. 5 is a bottom view of the auxiliary spectacle for protective eyewear of FIG. 2;

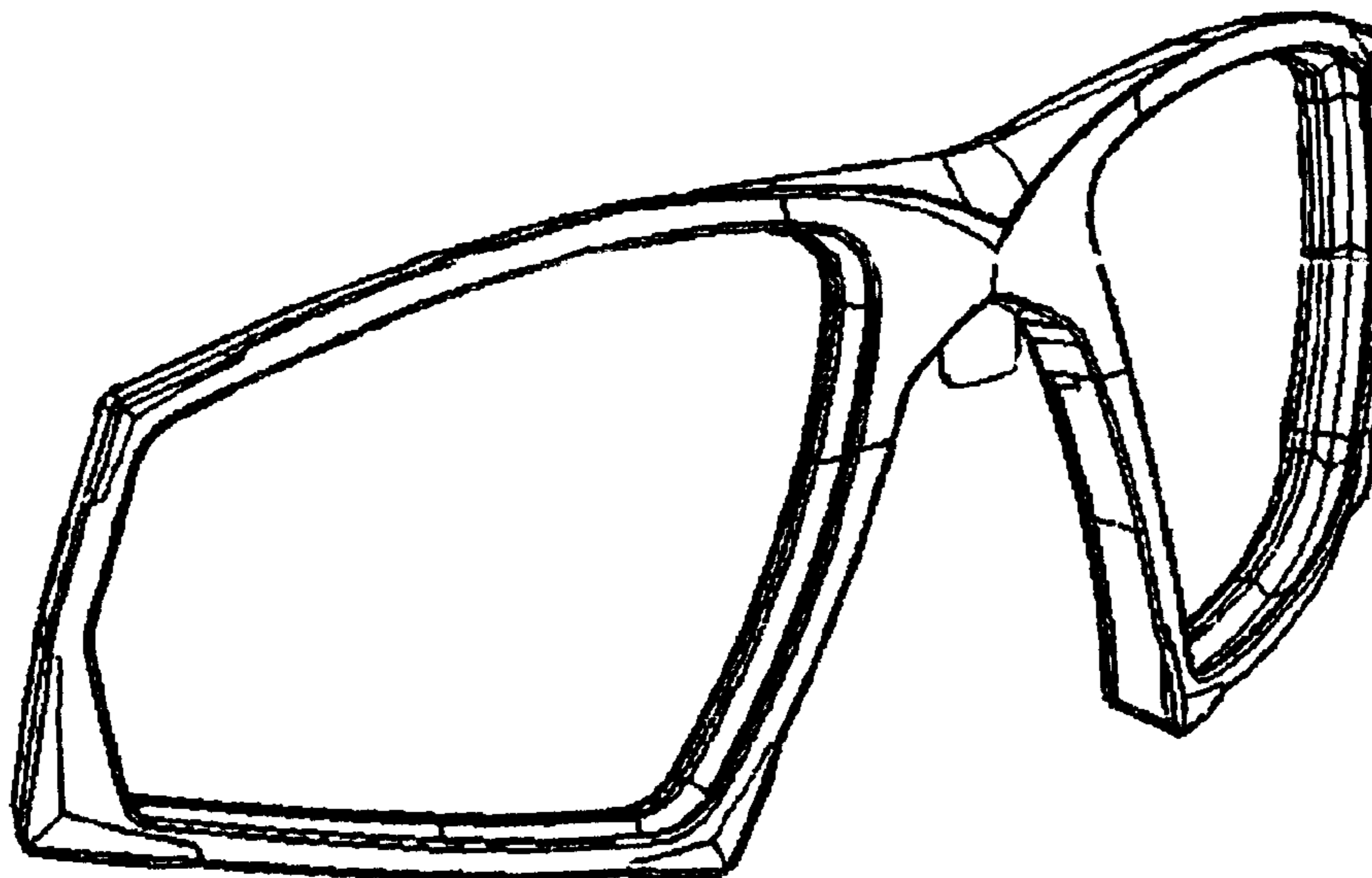
FIG. 6 is a left side view of the auxiliary spectacle for protective eyewear of FIG. 2, the right side view being mirror image identical;

FIG. 7 is a top, right side, front perspective view of the auxiliary spectacle for protective eyewear of FIG. 2; and,

FIG. 8 is a front view illustrating the auxiliary spectacle for protective eyewear mounted within a protective eyewear, the protective eyewear not part of the claimed invention.

The broken lines shown in FIG. 8 are for illustrative purposes only and form no part of the claimed design.

1 Claim, 3 Drawing Sheets



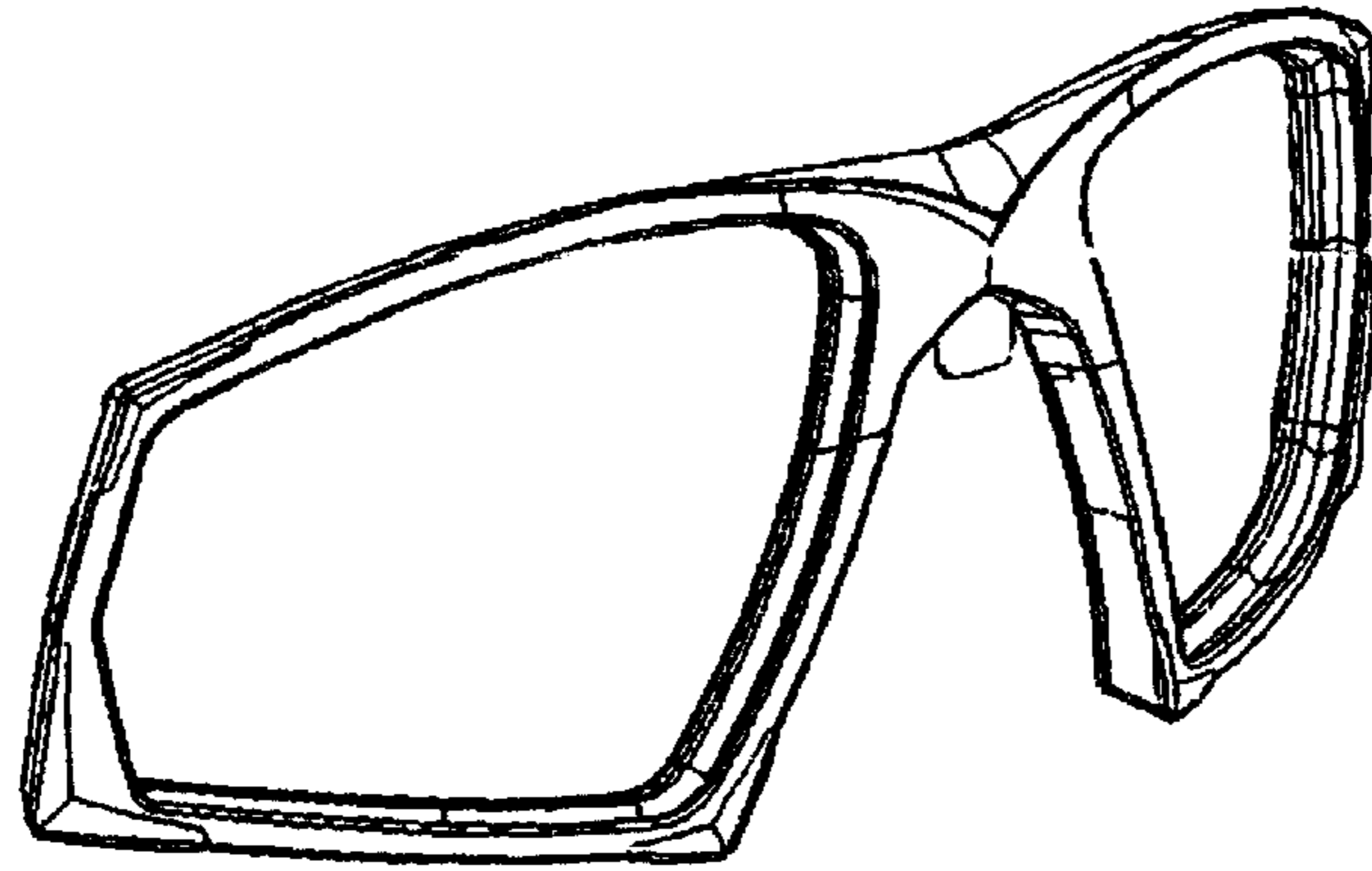


FIG 1

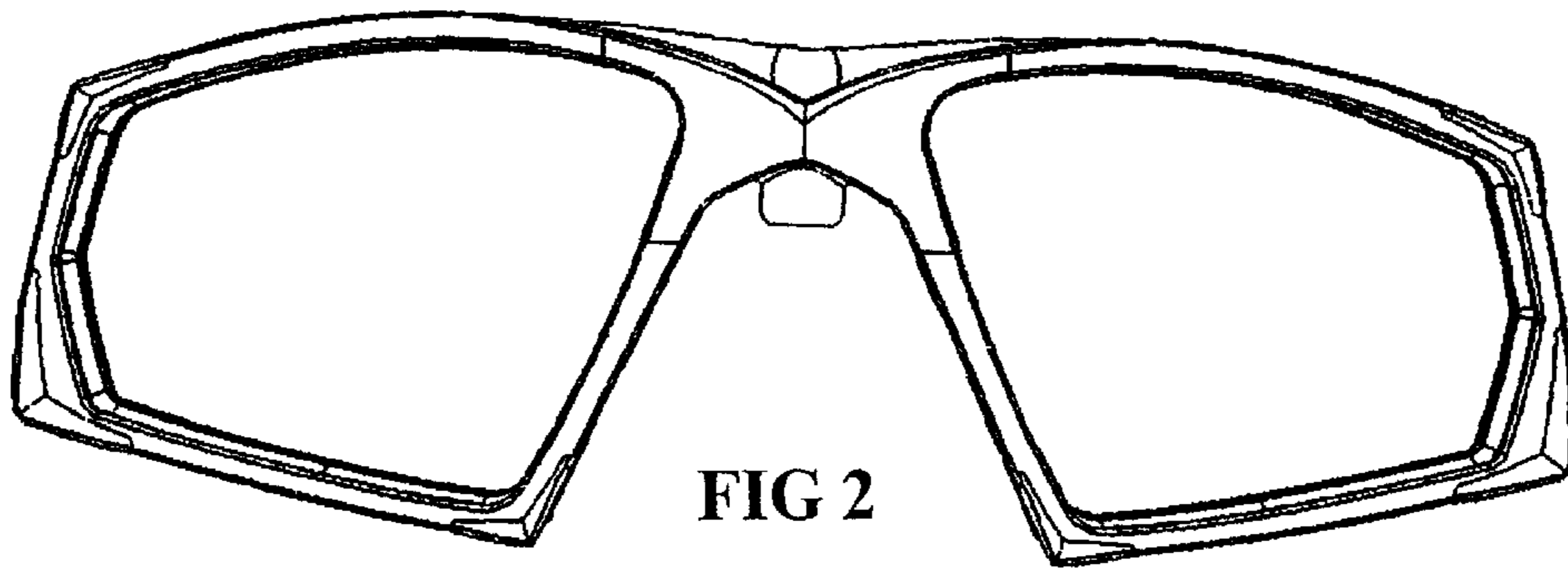


FIG 2

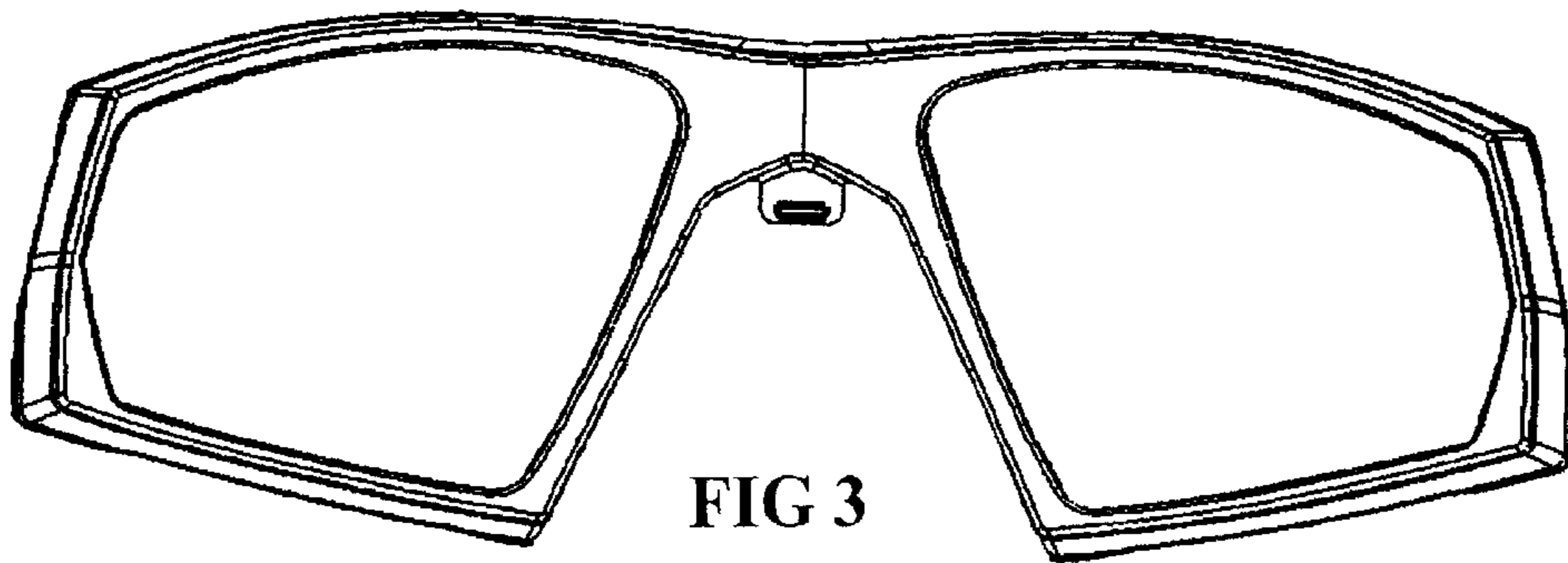


FIG 3

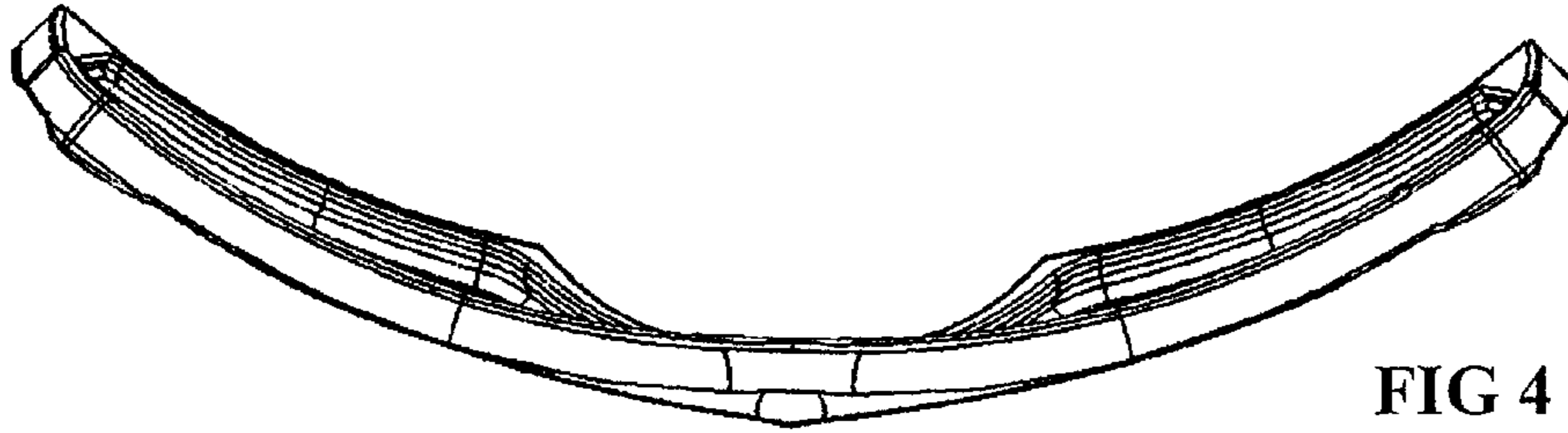


FIG 4

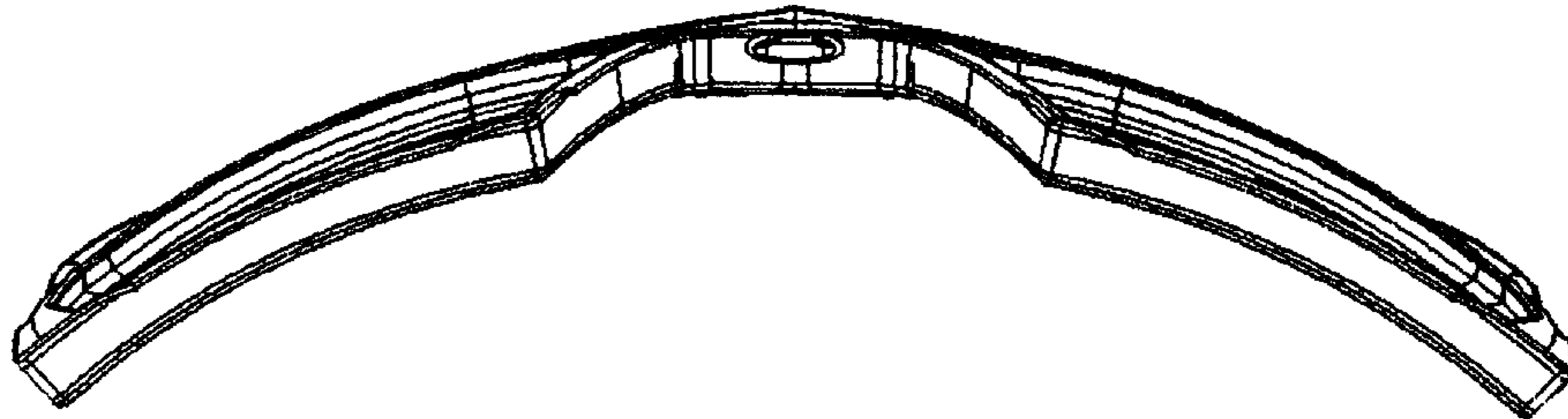


FIG 5

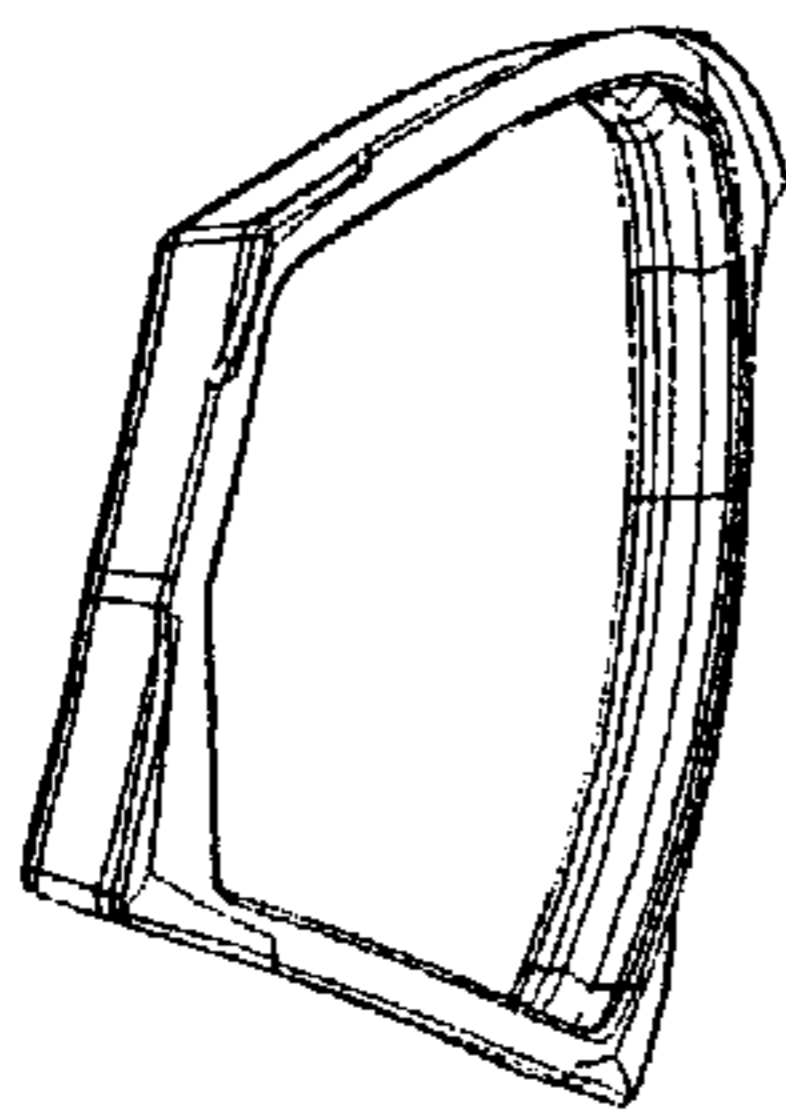


FIG 6

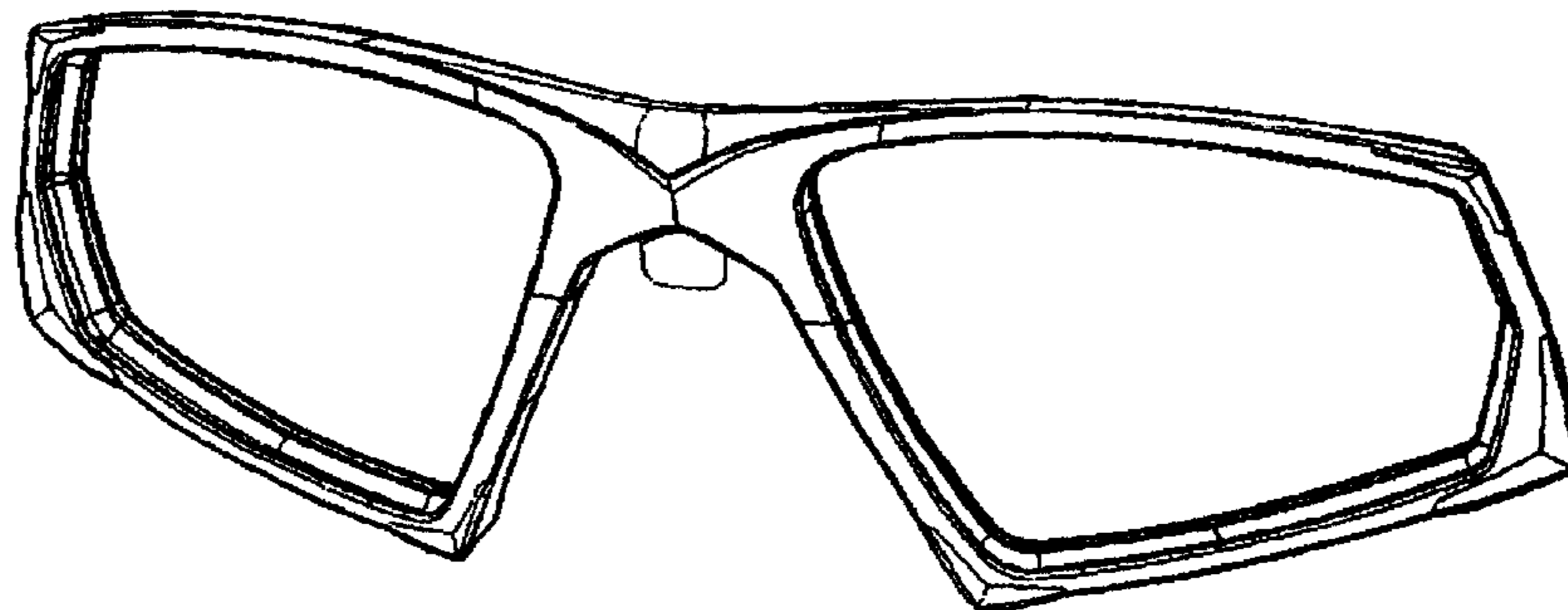


FIG 7

FIG 8

