



US00D537090S

(12) **United States Design Patent**
Kuwae

(10) **Patent No.:** **US D537,090 S**
(45) **Date of Patent:** **** Feb. 20, 2007**

(54) **ENGINE HOOD PORTION FOR A TRACTOR**

(75) Inventor: **Junta Kuwae, Sakai (JP)**

(73) Assignee: **Kubota Corporation, Osaka (JP)**

(**) Term: **14 Years**

(21) Appl. No.: **29/241,499**

(22) Filed: **Oct. 27, 2005**

(30) **Foreign Application Priority Data**

Sep. 28, 2005 (JP) 2005-028063

(51) **LOC (8) Cl.** **15-03**

(52) **U.S. Cl.** **D15/31**

(58) **Field of Classification Search** D15/10,
D15/11, 13-17, 28, 22-26, 31; 56/13.3, 13.4,
56/15.8, 15.9, 16.1, 16.7, 202, 255, 254,
56/320.1; 180/89.1, 89.12, 900; D12/163
See application file for complete search history.

(56) **References Cited**

U.S. PATENT DOCUMENTS

- D371,372 S * 7/1996 Westimayer et al. D15/31
- D383,470 S * 9/1997 Westimayer et al. D15/31
- D447,492 S * 9/2001 Goebert et al. D15/31
- D448,037 S * 9/2001 Westimayer et al. D15/31
- D473,570 S * 4/2003 Kuwae D15/15

- D473,882 S * 4/2003 Kuwae D15/31
- D474,206 S * 5/2003 Kuwae D15/31
- D483,383 S * 12/2003 Crookes et al. D15/31
- 6,684,616 B2 * 2/2004 Hornung 56/16.7
- D497,370 S * 10/2004 Katoh D15/31

* cited by examiner

Primary Examiner—Stella Reid

Assistant Examiner—Mark Goodwin

(74) *Attorney, Agent, or Firm*—The Webb Law Firm


(57) **CLAIM**

The ornamental design for an engine hood portion for a tractor, as shown and described.

DESCRIPTION

FIG. 1 is a right perspective view of an engine hood portion for a tractor showing our new design; FIG. 2 is a right side view thereof; FIG. 3 is a left side view thereof; FIG. 4 is a front view thereof; FIG. 5 is a top view thereof; and, FIG. 6 is a perspective view similar to that of FIG. 1, but further includes the hood portion illustrated in its intended environment by the area having a stippled texture and outlined in dashed lines. This area is not part of the claimed subject matter.

1 Claim, 4 Drawing Sheets






FIG. 1




FIG. 2




FIG. 3



FIG. 4




FIG. 5



FIG. 6