



US00D537085S

(12) **United States Design Patent**  
**Armstrong et al.**

(10) **Patent No.:** **US D537,085 S**

(45) **Date of Patent:** **\*\* Feb. 20, 2007**

(54) **ICON FOR A PORTION OF A DISPLAY SCREEN**

D462,696 S \* 9/2002 Sturm ..... D14/489  
D469,108 S \* 1/2003 Lorenzo ..... D14/489  
D476,016 S \* 6/2003 Platz et al. .... D14/489  
D509,510 S \* 9/2005 Hernandez et al. .... D14/489  
D510,362 S \* 10/2005 Minagawa et al. .... D14/489

(75) Inventors: **Shelley Armstrong**, Redmond, WA (US); **Corey Marion**, Colfax, NC (US); **David Lanham**, Greensboro, NC (US); **Travis Zuker**, Randleman, NC (US)

\* cited by examiner

(73) Assignee: **Microsoft Corporation**, Redmond, WA (US)

*Primary Examiner*—M. H. Tung  
(74) *Attorney, Agent, or Firm*—Banner & Witcoff, Ltd.

(\*\*) Term: **14 Years**

(57) **CLAIM**

(21) Appl. No.: **29/229,689**

The ornamental design for an icon for a portion of a display screen, as shown and described.

(22) Filed: **May 11, 2005**

(51) **LOC (8) Cl.** ..... **14-04**

(52) **U.S. Cl.** ..... **D14/489**

(58) **Field of Classification Search** ..... D14/485-95;  
D18/24-33; D19/6; D20/11; D21/324-33;  
715/700-866

See application file for complete search history.

**DESCRIPTION**

The FIGURE is a front view of an icon for a portion of a display screen showing our new design.


The broken line showing of the portion of a display screen is for illustrative purposes only and forms no part of the claimed design.


(56) **References Cited**

U.S. PATENT DOCUMENTS

D384,049 S \* 9/1997 Arnone ..... D14/489

**1 Claim, 1 Drawing Sheet**





*The Figure*

UNITED STATES PATENT AND TRADEMARK OFFICE  
**CERTIFICATE OF CORRECTION**

PATENT NO. : Des. 537,085 S  
APPLICATION NO. : 29/229689  
DATED : February 20, 2007  
INVENTOR(S) : Armstrong et al.

Page 1 of 3

It is certified that error appears in the above-identified patent and that said Letters Patent is hereby corrected as shown below:

Drawings

The title page showing an illustrative figure should be deleted and substitute therefore the attached title page consisting the Figure.

The drawing sheets consisting of figure should be deleted and substitute therefore the attached drawing sheets consisting of the figure.

Signed and Sealed this

First Day of May, 2007

A handwritten signature in black ink on a light gray dotted background. The signature reads "Jon W. Dudas" in a cursive style.

JON W. DUDAS

*Director of the United States Patent and Trademark Office*

(12) **United States Design Patent**  
Armstrong et al.

(10) Patent No.: **US D537,085 S**  
(45) Date of Patent: **\*\* Feb. 20, 2007**

(54) **ICON FOR A PORTION OF A DISPLAY SCREEN**

D462,696 S	*	9/2002	Sturm	.....	D14/489
D469,108 S	*	1/2003	Lorenzo	.....	D14/489
D476,016 S	*	6/2003	Platz et al.	.....	D14/489
D509,510 S	*	9/2005	Hernandez et al.	.....	D14/489
D510,362 S	*	10/2005	Minagawa et al.	.....	D14/489

(75) **Inventors:** Shelley Armstrong, Redmond, WA (US); Corey Marlon, Colfax, NC (US); David Lanham, Greensboro, NC (US); Travis Zuker, Randleman, NC (US)

\* cited by examiner

(73) **Assignee:** Microsoft Corporation, Redmond, WA (US)

*Primary Examiner*—M. H. Tung  
(74) *Attorney, Agent, or Firm*—Banner & Witcoff, Ltd.

(\*\*) **Term:** 14 Years

(57) **CLAIM**

(21) **Appl. No.:** 29/229,689

The ornamental design for an icon for a portion of a display screen, as shown and described.

(22) **Filed:** May 11, 2005

(51) **LOC (8) Cl.** ..... 14-04

(52) **U.S. Cl.** ..... D14/489

(58) **Field of Classification Search** ..... D14/485-95;  
D18/24-33; D19/6; D20/11; D21/324-33;  
715/700-866

**DESCRIPTION**

The FIGURE is a front view of an icon for a portion of a display screen showing our new design.

The broken line showing of the portion of a display screen is for illustrative purposes only and forms no part of the claimed design.

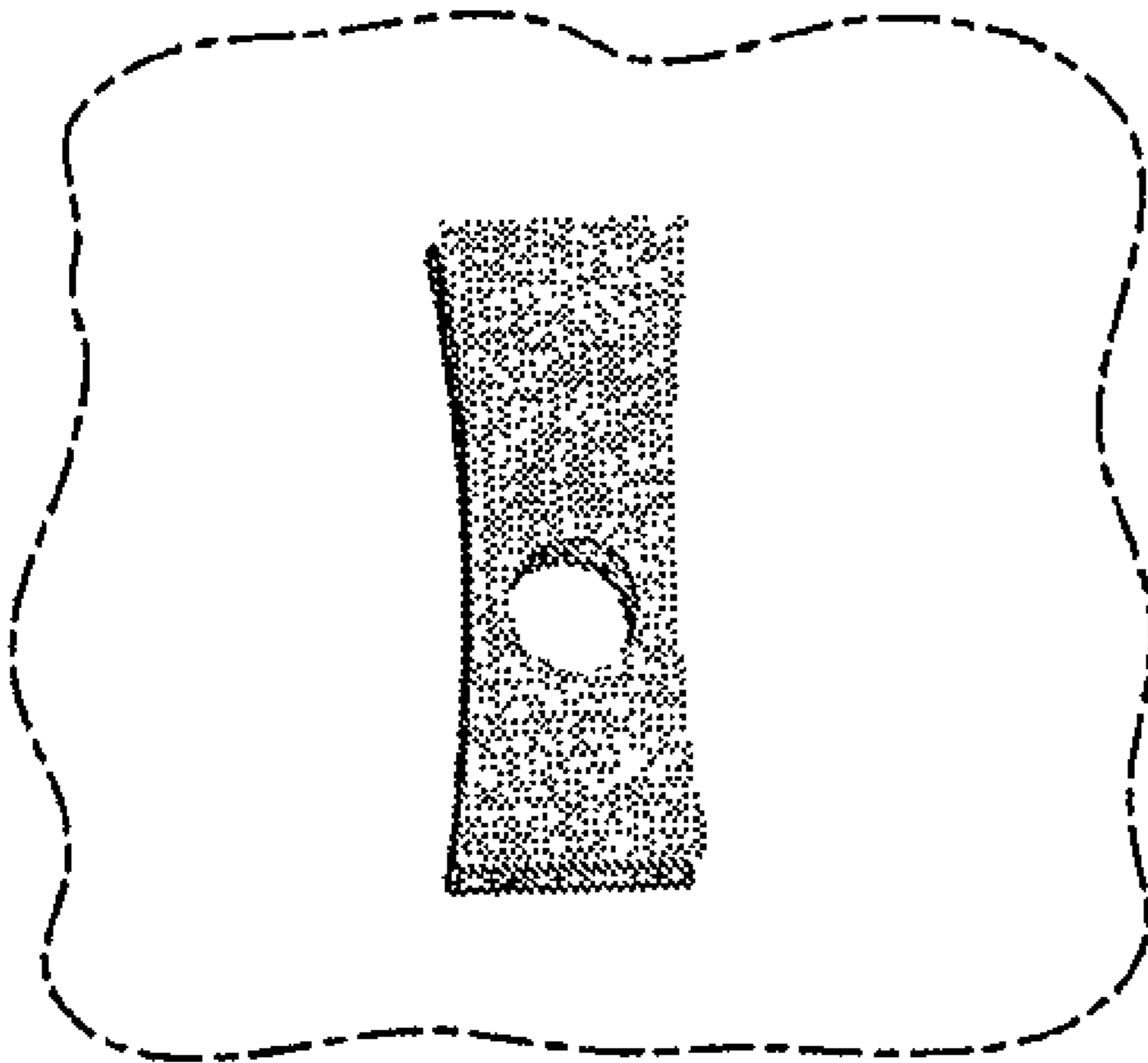
See application file for complete search history.

(56) **References Cited**

**U.S. PATENT DOCUMENTS**

D384,049 S \* 9/1997 Arnone ..... D14/489

**1 Claim, 1 Drawing Sheet**



**U.S. Patent**

**Feb. 20, 2007**

**D537,085 S**

