



US00D537051S

(12) **United States Design Patent** (10) **Patent No.:** **US D537,051 S**  
**Villalobos et al.** (45) **Date of Patent:** **\*\* Feb. 20, 2007**

(54) **TELEVISION SET**

D501,653 S \* 2/2005 Lewis ..... D14/126  
D505,406 S \* 5/2005 Sham ..... D14/128

(75) Inventors: **Ernesto Villalobos**, Chula Vista, CA  
(US); **Sage Baker**, San Diego, CA  
(US); **Masaaki Goto**, Niihama (JP);  
**Masaki Takemoto**, Saijo (JP)

FOREIGN PATENT DOCUMENTS

JP D1186706 10/2003  
JP D1203798 4/2004

(73) Assignee: **Matsushita Electric Industrial Co., Ltd.**, Osaka (JP)

OTHER PUBLICATIONS

Techcraft, model SWE50, available at <http://www.techcraft-.net/flash/index.htm>.  
Techcraft, model GV51, available at <http://www.techcraft-.net/flash/index.htm>.  
Techcraft, model SWE42, available at <http://www.techcraft-.net/flash/index.htm>.  
Techcraft, model TP46, available at <http://www.techcraft-.net/flash/index.htm>.

(\*\*) Term: **14 Years**

\* cited by examiner

(21) Appl. No.: **29/218,680**

(22) Filed: **Dec. 6, 2004**

(51) **LOC (8) Cl.** ..... **14-03**

(52) **U.S. Cl.** ..... **D14/128**

(58) **Field of Classification Search** ..... D14/125-135,  
D14/239, 379, 371, 374, 375, 376, 113; D13/151,  
D13/153; 312/7.2; 348/836, 838, 180, 184,  
348/325, 739; 341/12; 248/917-924; 345/104,  
345/133, 156, 168, 87, 173; 349/1, 2, 11,  
349/62

See application file for complete search history.

*Primary Examiner*—Philip Hyder  
*Assistant Examiner*—Randall Gholson  
(74) *Attorney, Agent, or Firm*—Brinks Hofer Gilson & Lione

(56) **References Cited**

(57) **CLAIM**

U.S. PATENT DOCUMENTS

We claim the ornamental design for a television set, as shown and described.

- D342,507 S 12/1993 Bourgerie
- D400,201 S 10/1998 Tsuge et al.
- D457,507 S 5/2002 Lim et al.
- D457,755 S \* 5/2002 Sun et al. .... D6/479
- D474,454 S \* 5/2003 Izu et al. .... D14/133
- D476,967 S \* 7/2003 Onoda et al. .... D14/128
- D477,292 S 7/2003 Inoue et al.
- D485,539 S 1/2004 Goto et al.
- D486,804 S \* 2/2004 Takami et al. .... D14/126
- D488,141 S 4/2004 Takami et al.
- D488,785 S 4/2004 Ohba et al.
- D489,042 S \* 4/2004 Joe et al. .... D14/128
- D491,002 S \* 6/2004 Forlenza et al. .... D6/477
- D496,010 S \* 9/2004 Honda ..... D14/128

**DESCRIPTION**

FIG. 1 is a front perspective view of a television set of the present invention;  
FIG. 2 is a rear perspective view thereof;  
FIG. 3 is a front view thereof;  
FIG. 4 is a first side view thereof;  
FIG. 5 is a rear view thereof;  
FIG. 6 is a second side view thereof;  
FIG. 7 is a top view thereof; and,  
FIG. 8 is a bottom view thereof.

**1 Claim, 4 Drawing Sheets**




Fig. 1




Fig. 2

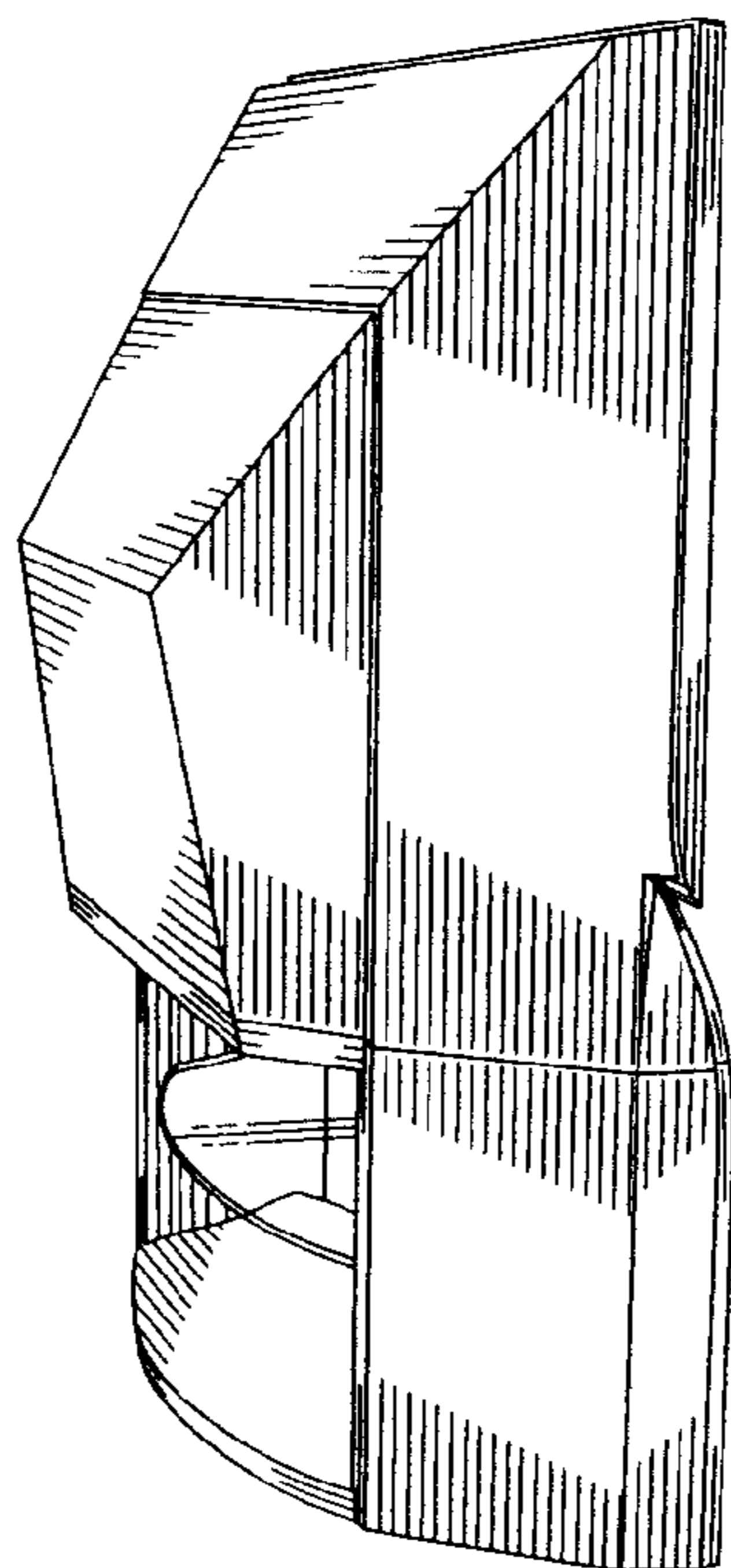


Fig.3

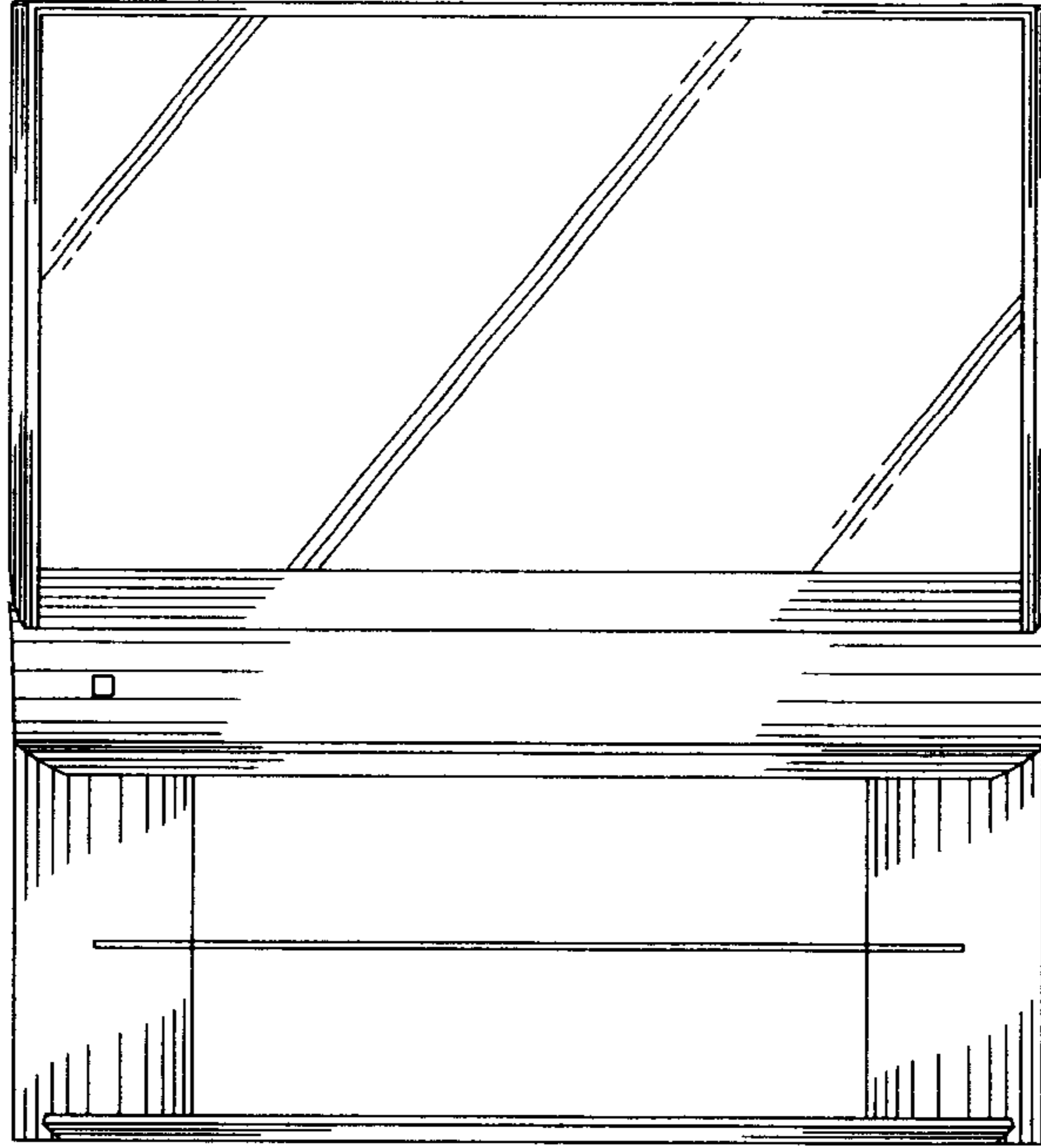


Fig.4

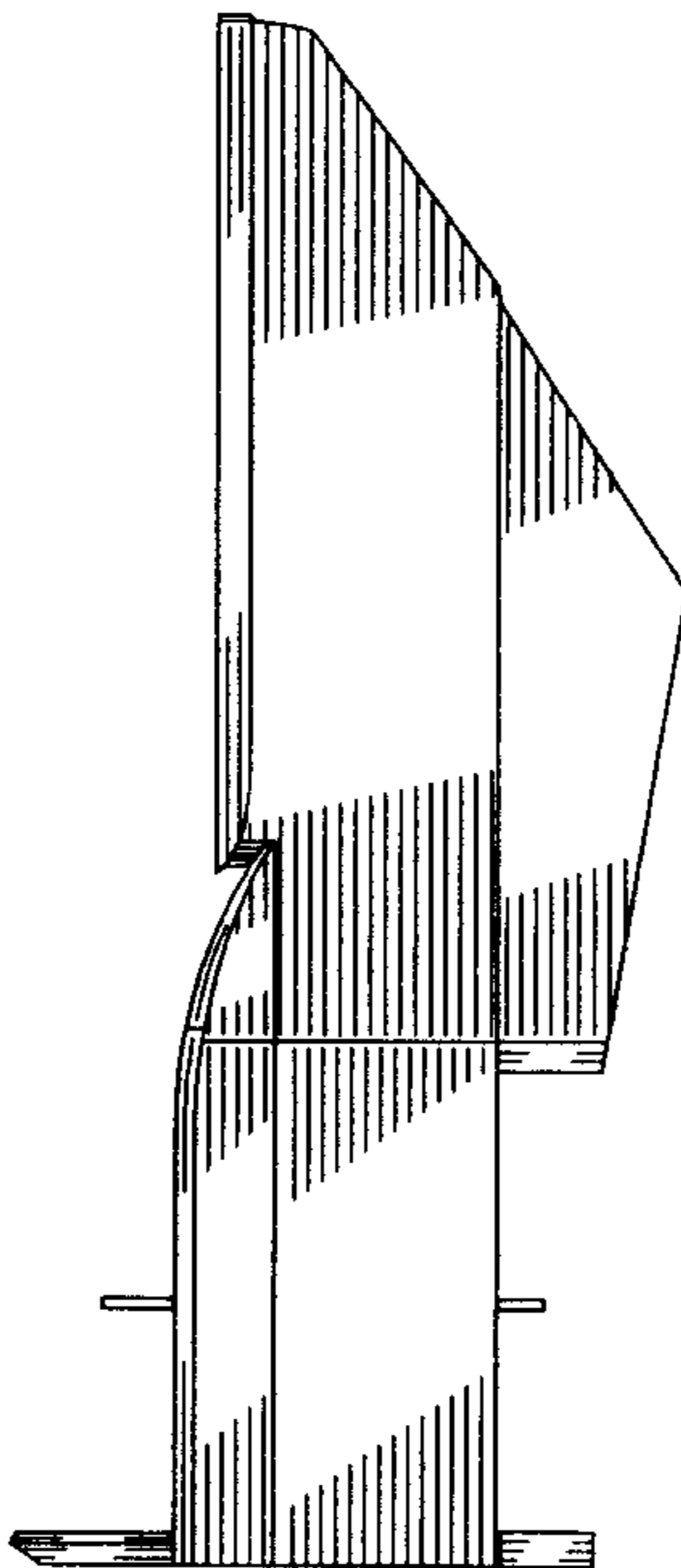


Fig.5

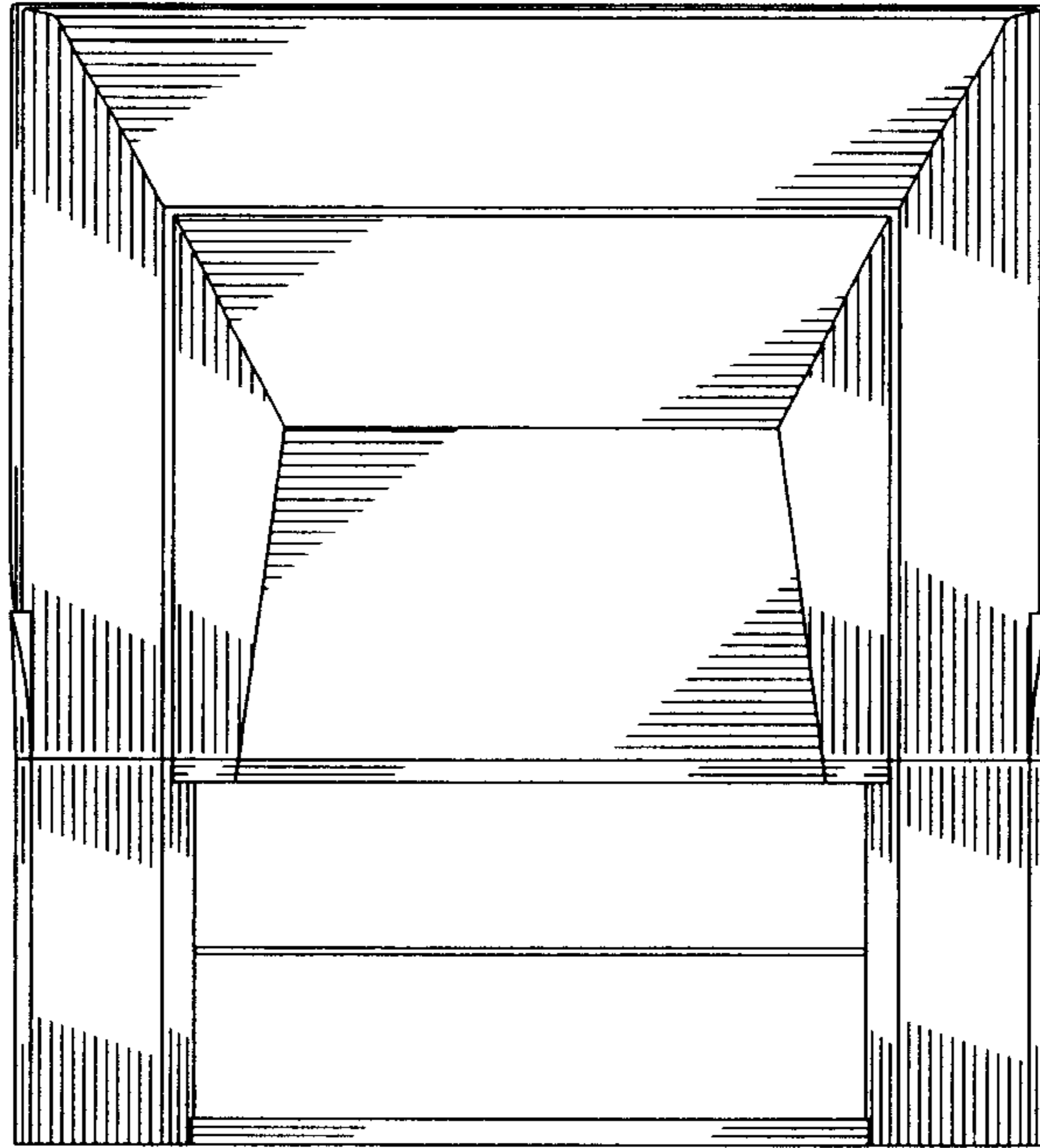


Fig.6

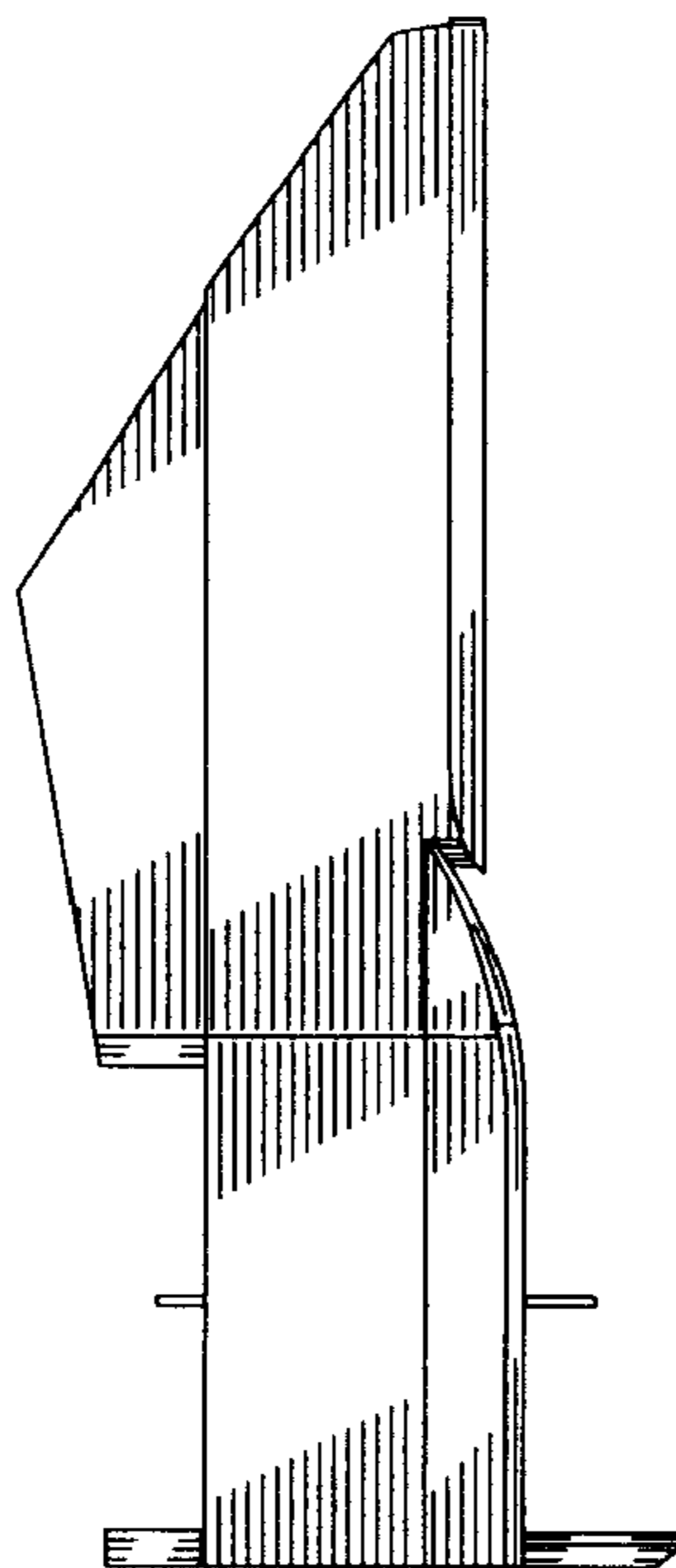


Fig7

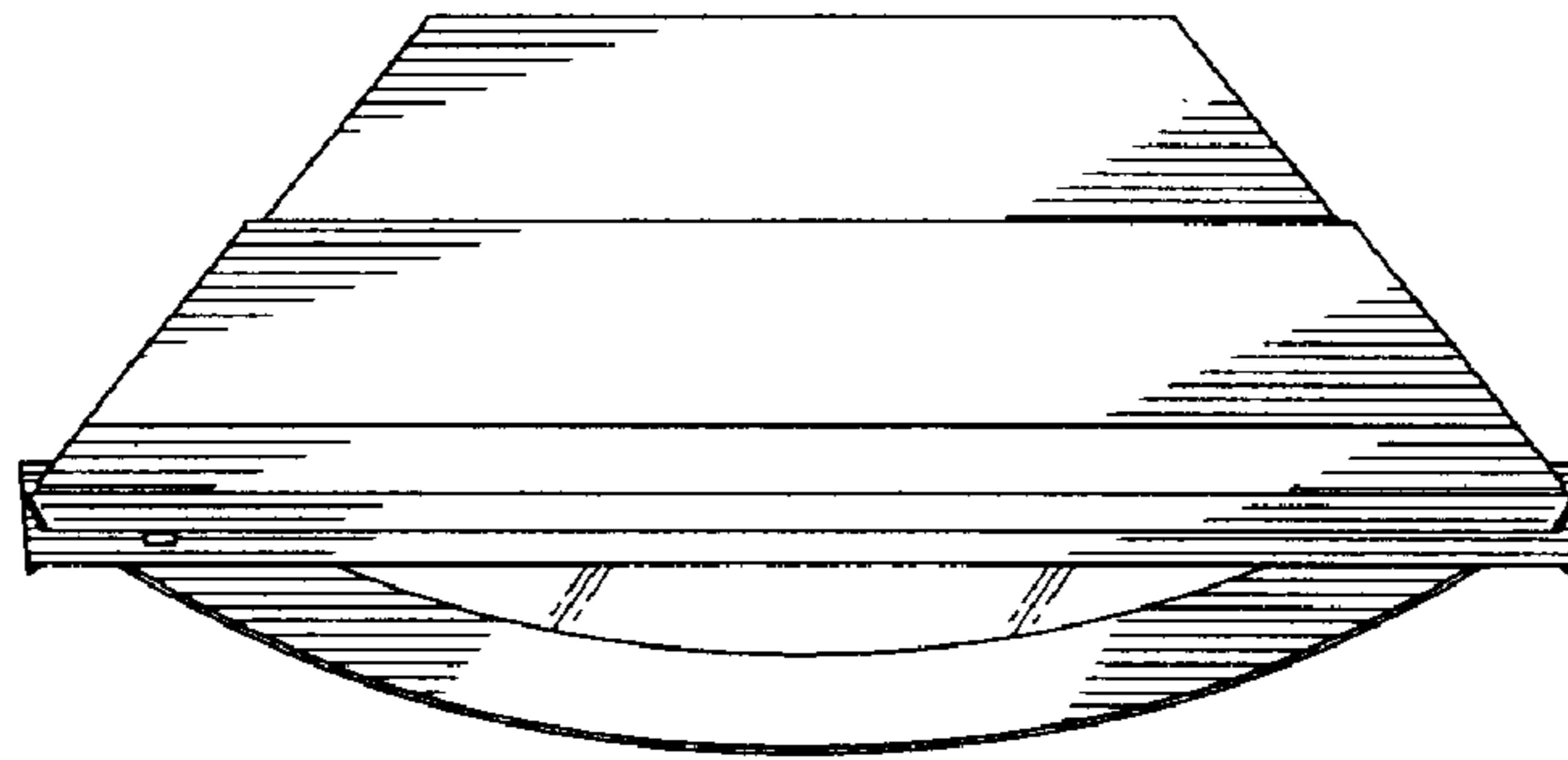


Fig.8

