



US00D537034S

(12) **United States Design Patent**
Kang et al.

(10) **Patent No.:** **US D537,034 S**

(45) **Date of Patent:** **** Feb. 20, 2007**

(54) **BATTERY HOLDER**

(75) Inventors: **Donwoong Kang**, Camillus, NY (US);
Scott W. Osiecki, Skaneateles, NY
(US)

(73) Assignee: **Eveready Battery Company, Inc.**, St.
Louis, MO (US)

(**) Term: **14 Years**

(21) Appl. No.: **29/255,464**

(22) Filed: **Mar. 8, 2006**

(51) **LOC (8) Cl.** **13-02**

(52) **U.S. Cl.** **D13/103; D13/107; D3/294**

(58) **Field of Classification Search** D13/103,
D13/107-110, 118-119, 184; D14/251, 253,
D14/432, 434; 320/107-115; 455/573

See application file for complete search history.

(56) **References Cited**

U.S. PATENT DOCUMENTS

D130,519 S	12/1941	Tresise et al.	
D291,558 S	8/1987	Fonville	
D306,718 S	* 3/1990	Bae D19/89
5,028,859 A	7/1991	Johnson et al.	
D324,369 S	3/1992	Bushman et al.	
D327,248 S	6/1992	Hotsumi et al.	
D336,631 S	6/1993	Ivester	
D337,658 S	7/1993	Kaposvari	

(Continued)

OTHER PUBLICATIONS

24 Pcs AA 2300mAh Rechargeable Batteries with 3 battery holders, OpticaSpace, downloaded Feb. 21, 2006, <http://cgi.ebay.com>.

16 Pcs. AA 2300mAh Rechargeable Batteries with 3 battery holders, OpticaSpace, downloaded Feb. 21, 2006, <http://cgi.ebay.com>.

12 Pcs AA 2300mAh Rechargeable Batteries with 3 battery holders, OpticaSpace, downloaded Feb. 21, 2006, <http://cgi.ebay.com>.

AA AAA Batteries Holder Case, Go4DC Photo Supplies Online Store, downloaded Feb. 21, 2006, <http://cgi.ebay.com>.

Energizer, Battery Charger Marketing Material, Jun. 8, 2005.

Primary Examiner—Alan P. Douglas

Assistant Examiner—Rosemary K. Tarcza

(74) *Attorney, Agent, or Firm*—Michael C. Pophal

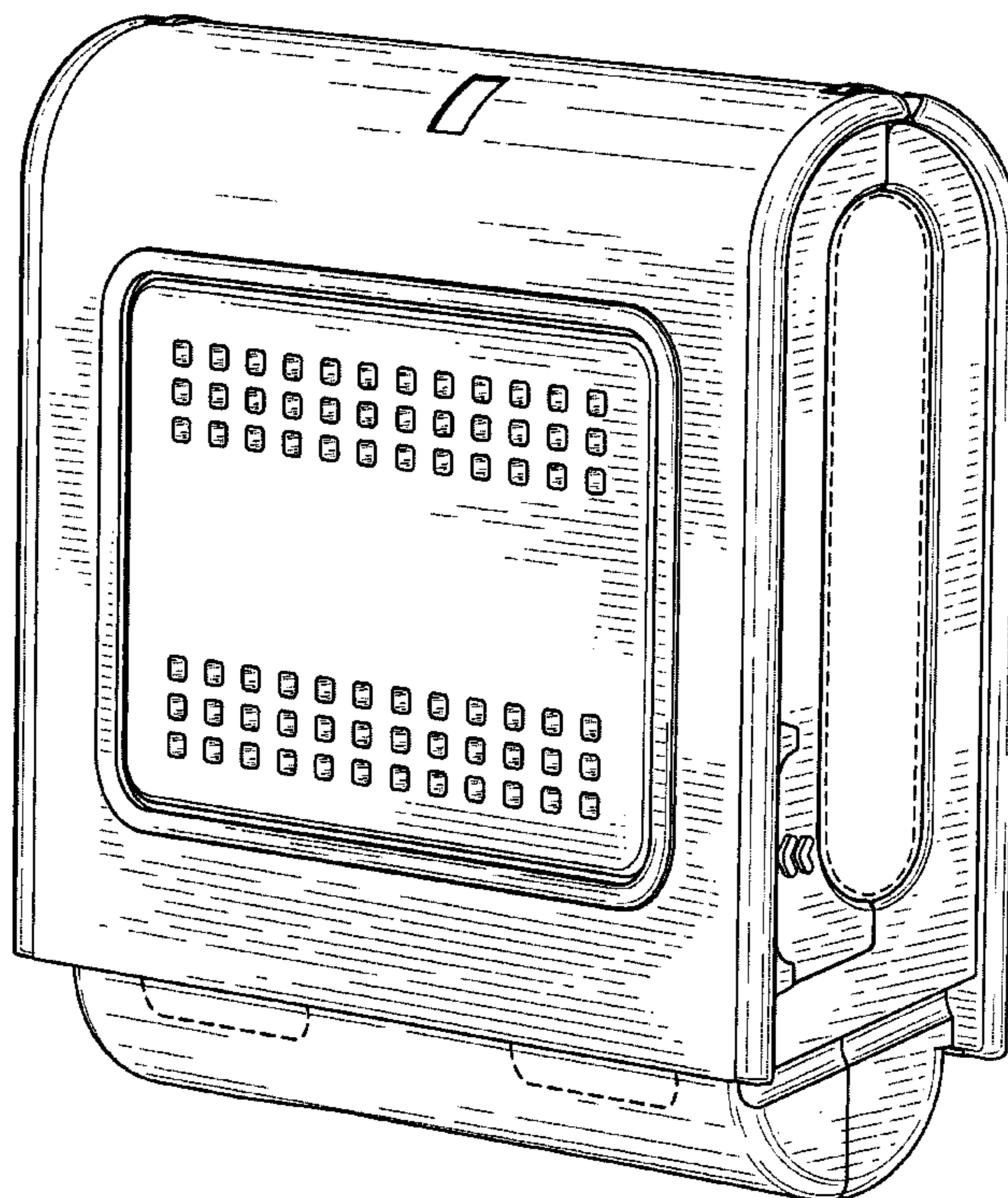
(57) **CLAIM**

The ornamental design for a battery holder, as shown and described.

DESCRIPTION

FIG. 1 is a right front perspective view of the battery holder; FIG. 2 is a front view of the battery holder; FIG. 3 is a rear view of the battery holder; FIG. 4 is a left side view of the battery holder; FIG. 5 is a right side view of the battery holder; FIG. 6 is a top view of the battery holder; and, FIG. 7 is a bottom view of the battery holder.

1 Claim, 6 Drawing Sheets



US D537,034 S

Page 2

U.S. PATENT DOCUMENTS

5,280,229	A	1/1994	Faude et al.	
D349,097	S	7/1994	Watanabe	
D351,503	S	10/1994	Bach	
D359,474	S	6/1995	Palatov	
D375,936	S	11/1996	Palatov	
5,686,811	A	11/1997	Bushong et al.	
5,689,171	A	11/1997	Ludewig	
D388,764	S	1/1998	Bartling et al.	
5,742,149	A	4/1998	Simpson	
5,780,991	A	7/1998	Brake et al.	
D401,552	S	11/1998	Tanaka et al.	
D402,258	S	12/1998	Kawakami	
D406,099	S	2/1999	Ng et al.	
D412,487	S	* 8/1999	Nagele et al.	D13/108
5,959,434	A	9/1999	Park et al.	
D417,861	S	* 12/1999	Maeyama	D13/103
D432,493	S	10/2000	Killbrew et al.	
D435,558	S	* 12/2000	Tong et al.	D14/434
D438,170	S	2/2001	Hofbauer	
D439,877	S	4/2001	Vacheron et al.	
D446,184	S	8/2001	Parker	
6,350,040	B1	2/2002	Parker	
D454,110	S	* 3/2002	Andre et al.	D13/110
D456,350	S	4/2002	Mott et al.	
D457,133	S	5/2002	Yoneyama	
D468,688	S	1/2003	Helman	
D469,061	S	1/2003	Porter	
D476,950	S	7/2003	Peress et al.	
D479,832	S	* 9/2003	Homewood et al.	D14/168
D480,063	S	* 9/2003	Homewood et al.	D14/168
6,617,827	B2	9/2003	Knish et al.	
D487,192	S	3/2004	Farnham et al.	
D506,065	S	* 6/2005	Sugino et al.	D3/294
D507,569	S	* 7/2005	Tagliabue et al.	D14/356
D513,731	S	* 1/2006	Kang et al.	D13/107
D516,019	S	* 2/2006	Ohsako et al.	D13/103
D517,982	S	* 3/2006	Rad et al.	D13/103
D519,504	S	* 4/2006	Tagliabue et al.	D14/356

* cited by examiner

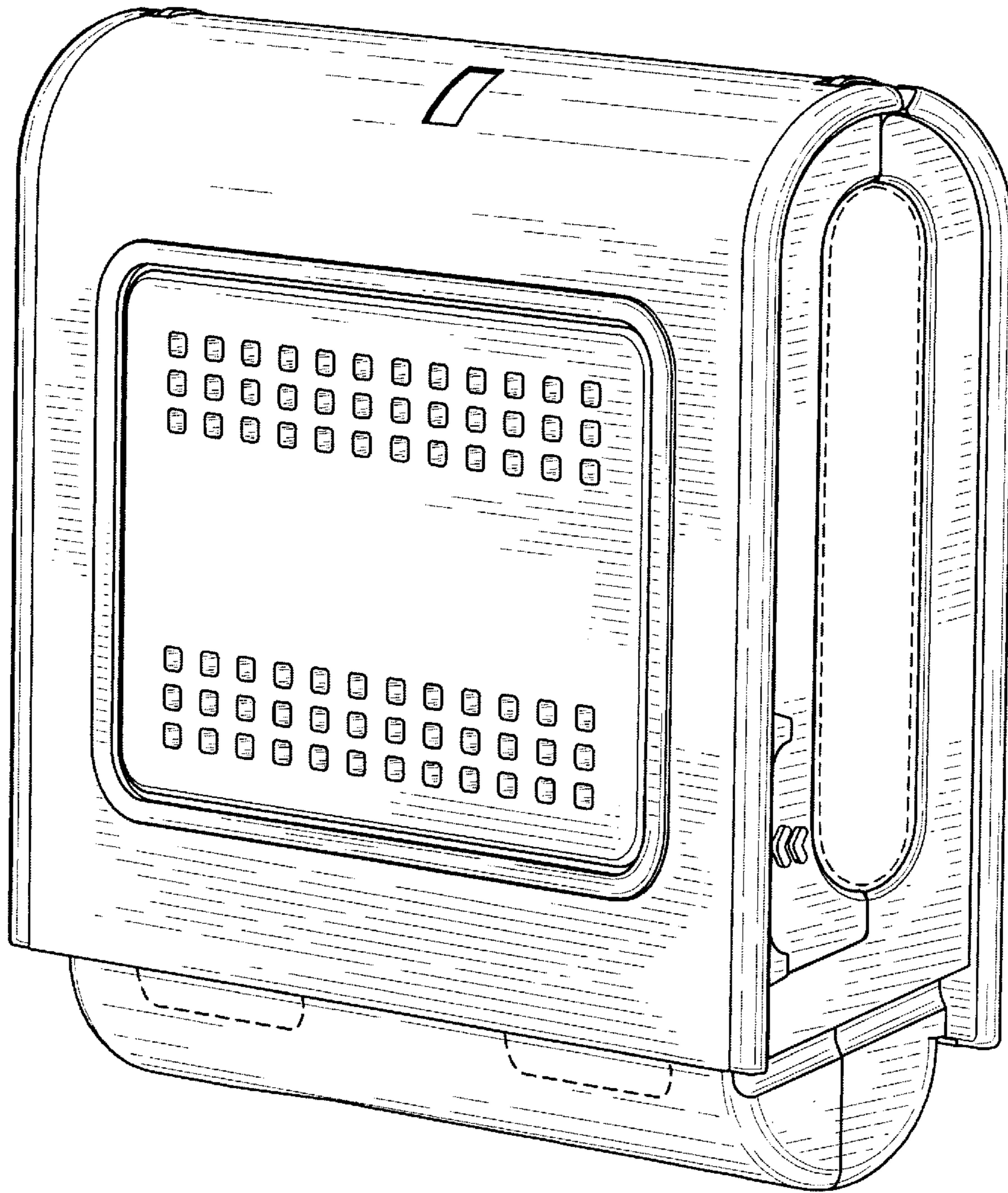


FIG. 1

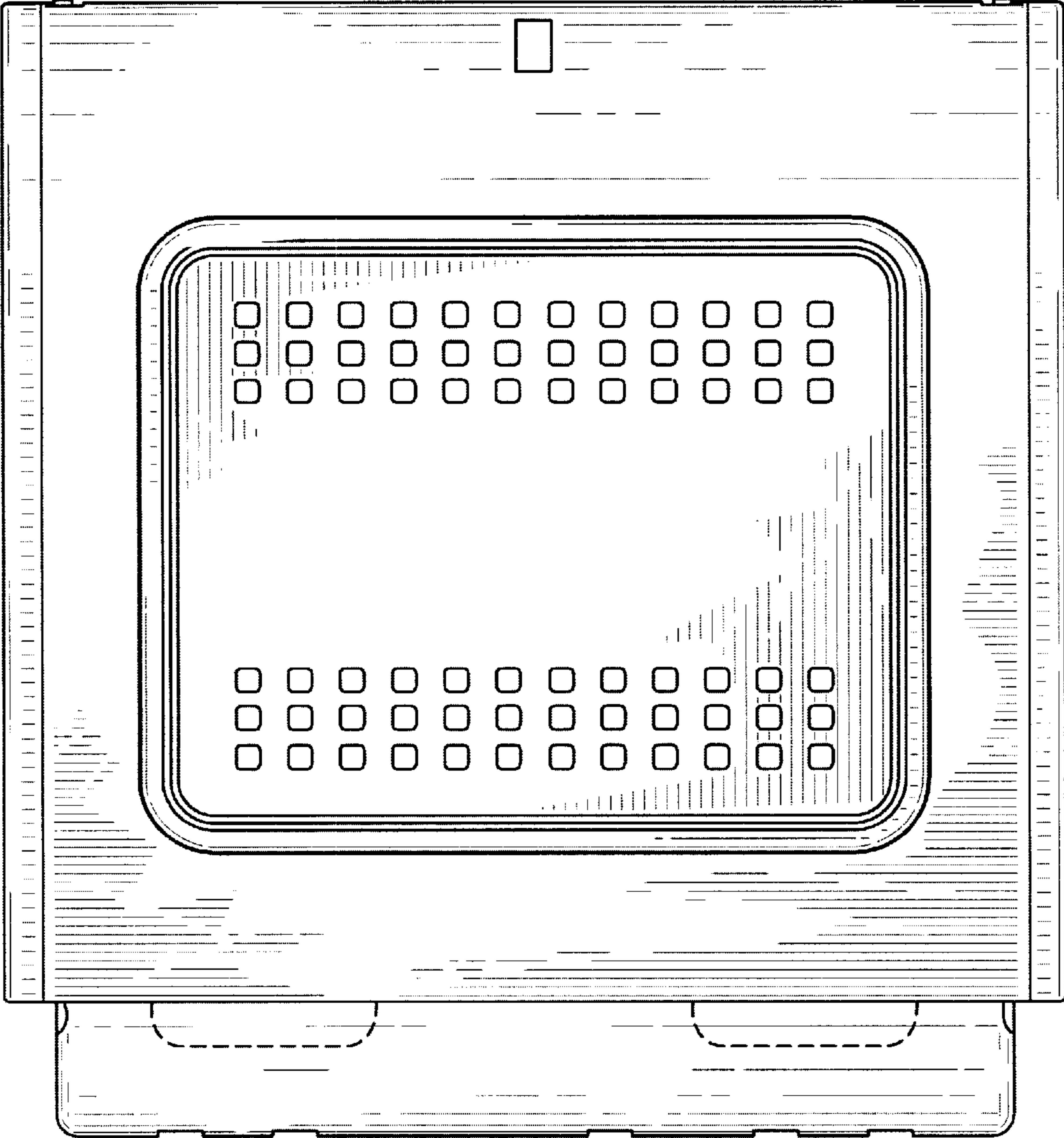


FIG. 2

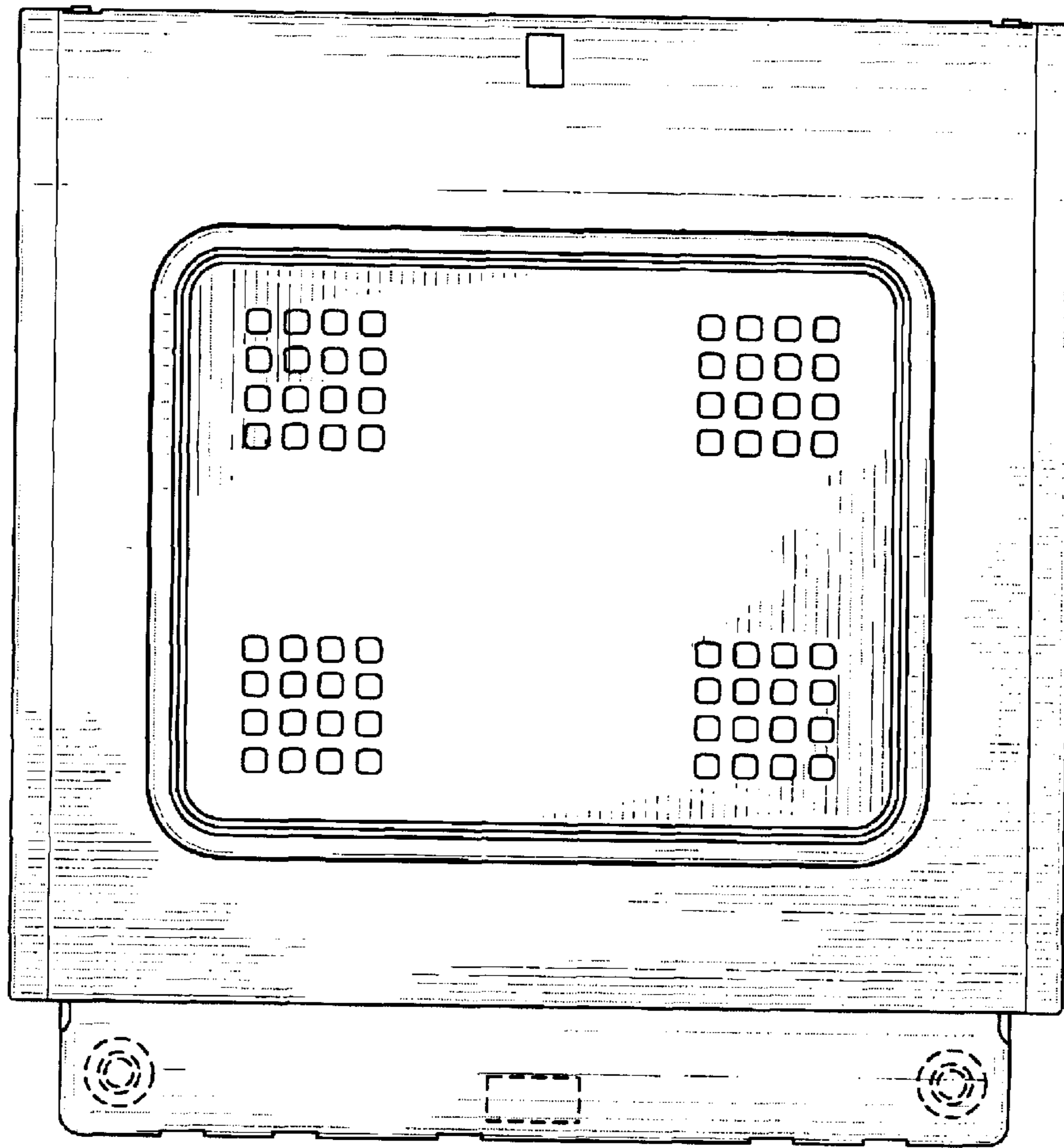


FIG. 3

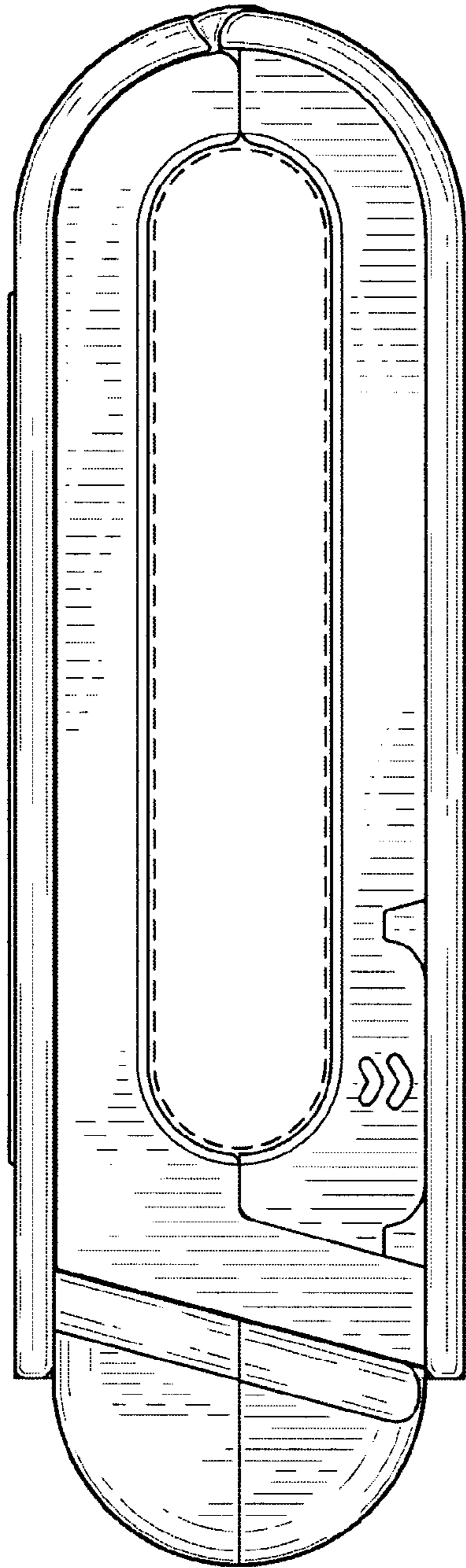


FIG. 4

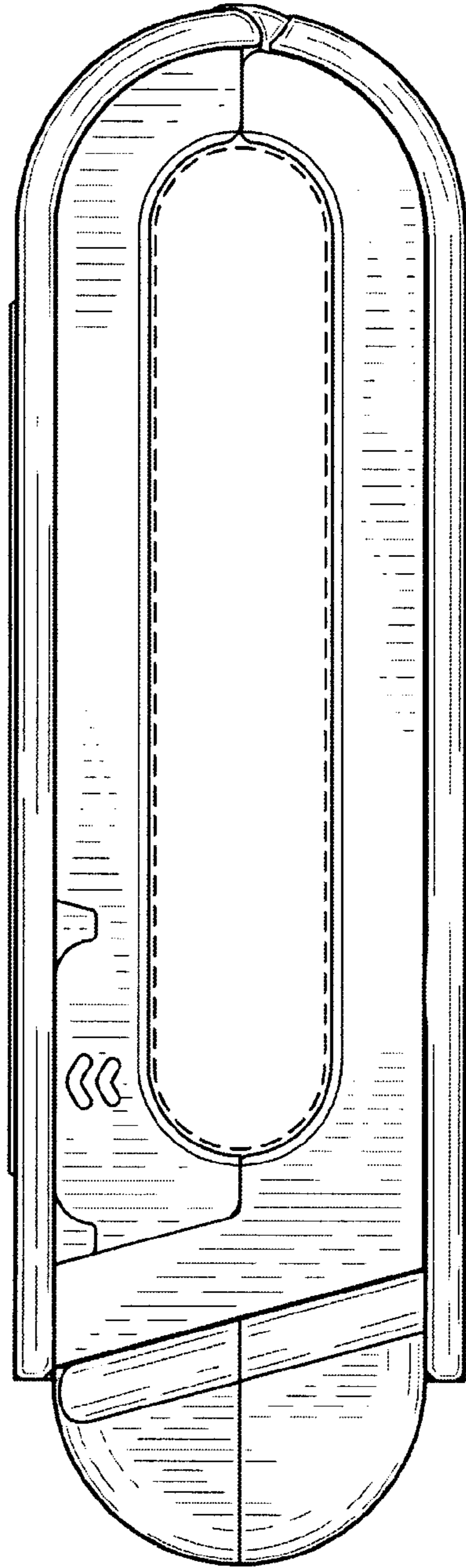


FIG. 5

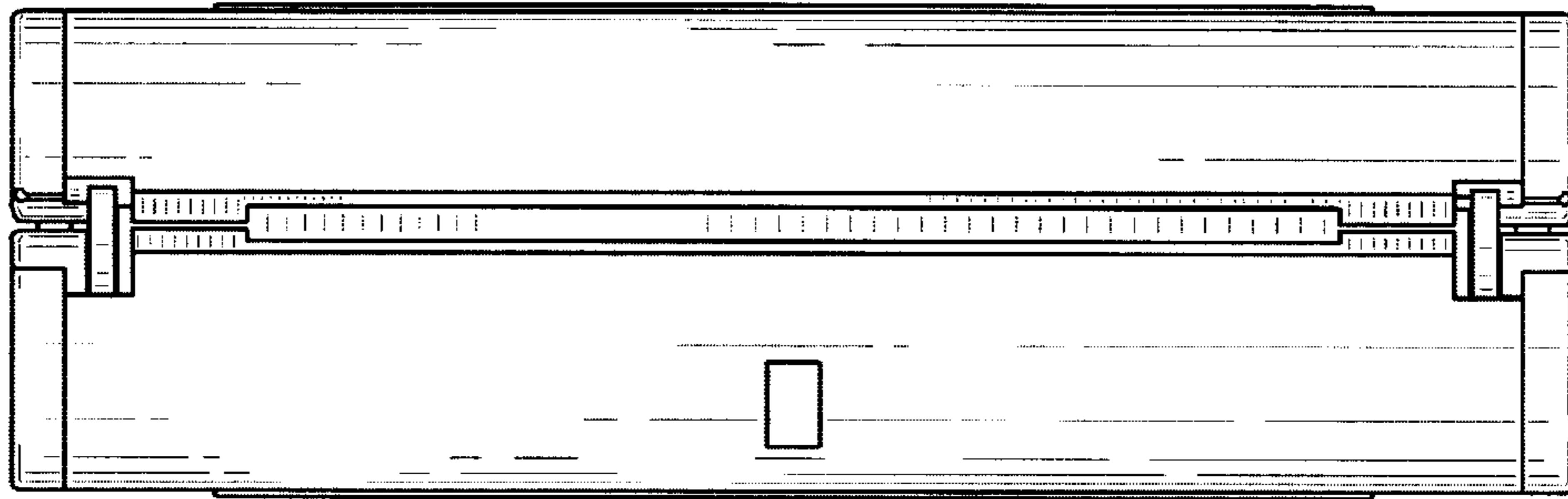


FIG. 6

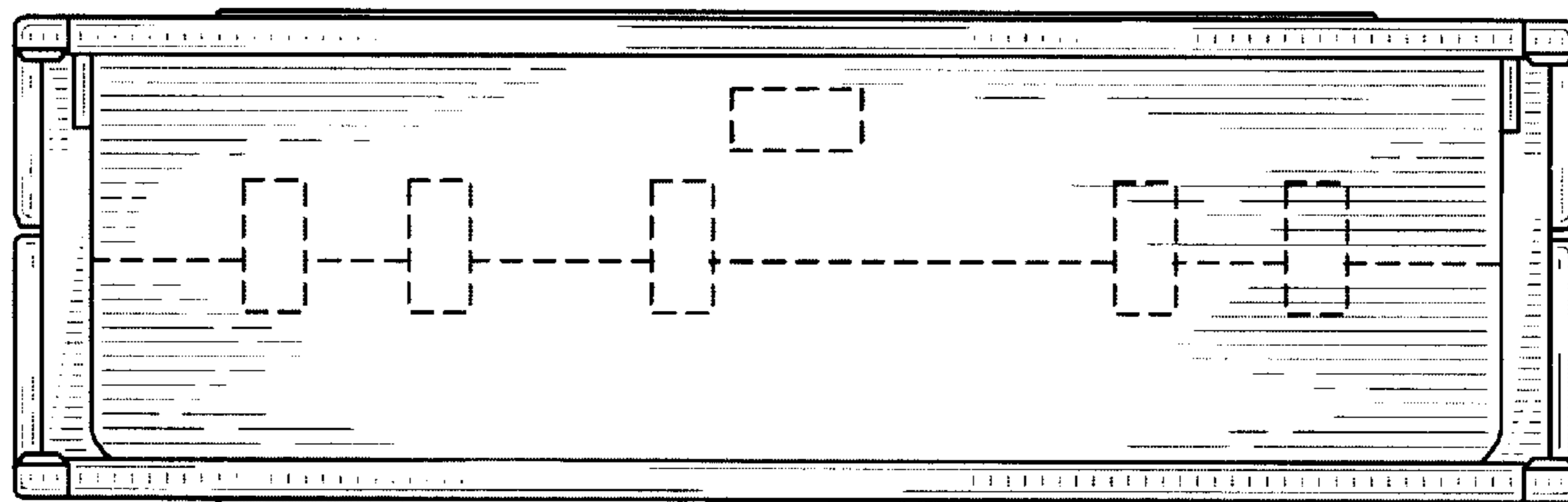


FIG. 7