



US00D537025S

(12) **United States Design Patent**  
**Kraines**

(10) **Patent No.:** **US D537,025 S**

(45) **Date of Patent:** **\*\* Feb. 20, 2007**

(54) **VEHICLE FLOOR MAT**

D516,977 S \* 3/2006 Keilhauer et al. .... D12/203  
D517,967 S \* 3/2006 Hussaini et al. .... D12/203

(76) Inventor: **Bradley A. Kraines**, 5816 Middle Crest Dr., Agoura Hills, CA (US) 91301

\* cited by examiner

(\*\*) Term: **14 Years**

*Primary Examiner*—Stacia Cadmus  
(74) *Attorney, Agent, or Firm*—Wood, Herron & Evans, L.L.P.

(21) Appl. No.: **29/248,147**

(22) Filed: **Jul. 31, 2006**

(57) **CLAIM**

(51) **LOC (8) Cl.** ..... **12-16**

The ornamental design for the vehicle floor mat, as shown and described.

(52) **U.S. Cl.** ..... **D12/203**

(58) **Field of Classification Search** ..... D12/203;  
D6/582-586, 592; 296/97.23; 15/215-217;  
428/138, 141; 280/163-164.1  
See application file for complete search history.

**DESCRIPTION**

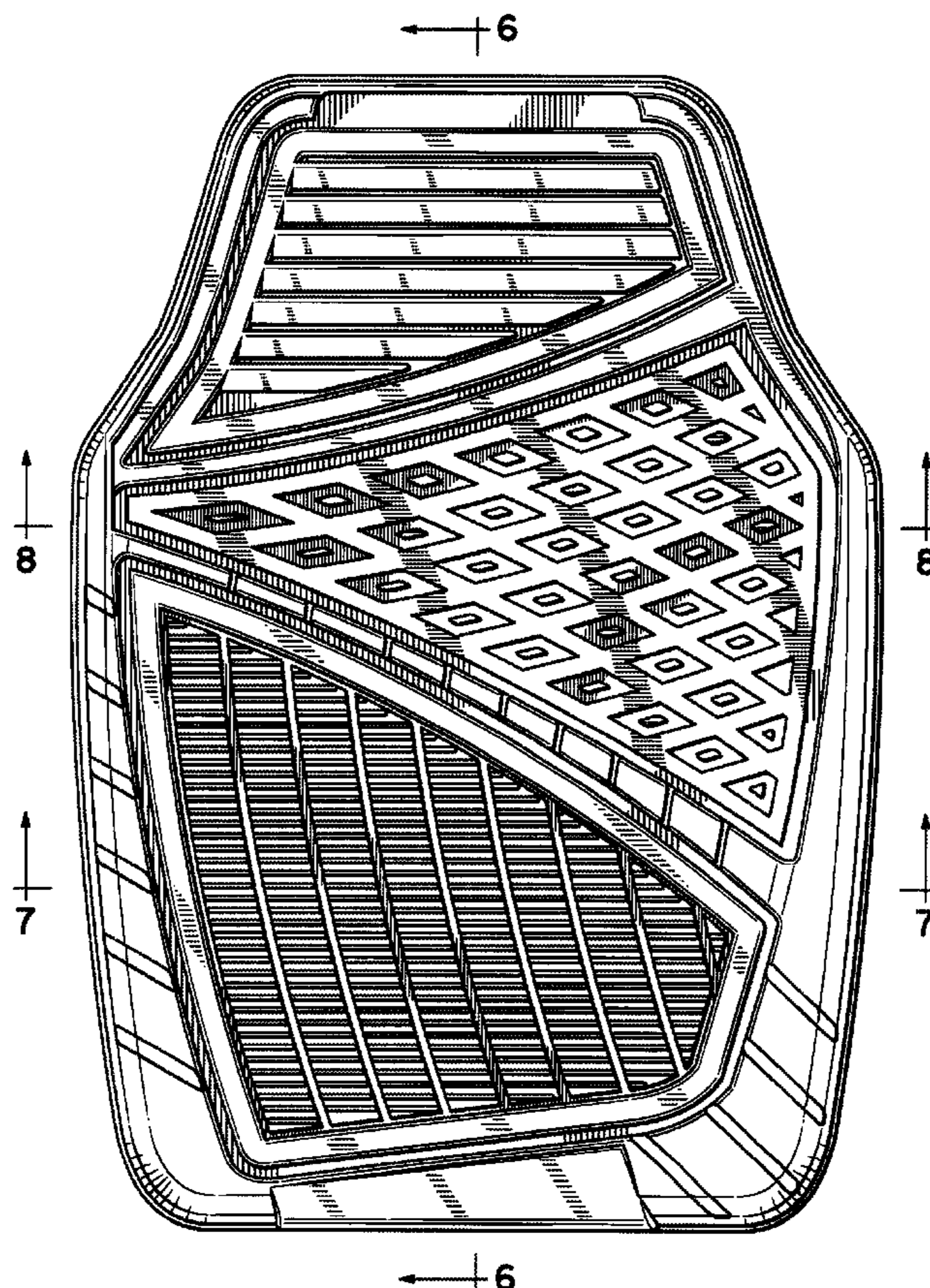
FIG. 1 is top plan view of a vehicle floor mat incorporating my new design;  
FIG. 2 is a front elevational view thereof;  
FIG. 3 is a right-side elevational view thereof;  
FIG. 4 is a rear elevational view thereof;  
FIG. 5 is a left-side elevational view thereof;  
FIG. 6 is a cross-sectional view along line 6—6 of FIG. 1 to depict the contour of the upper surface thereof;  
FIG. 7 is a cross-sectional view along line 7—7 of FIG. 1 to depict the contour of the upper surface thereof;  
FIG. 8 is a cross-sectional view along line 8—8 of FIG. 1 to depict the contour of the upper surface thereof; and,  
FIG. 9 is a reduced bottom plan view thereof.

(56) **References Cited**

**U.S. PATENT DOCUMENTS**

3,526,016	A	*	9/1970	Stata	.....	15/216
D429,679	S	*	8/2000	Hussaini et al.	.....	D12/203
D447,103	S	*	8/2001	Kraines	.....	D12/203
D482,645	S	*	11/2003	Hussaini et al.	.....	D12/203
D489,306	S	*	5/2004	Kraines	.....	D12/203
D491,122	S	*	6/2004	Kraines	.....	D12/203
D499,057	S	*	11/2004	Lafleur	.....	D12/203
D508,449	S	*	8/2005	Hussaini et al.	.....	D12/203
D511,487	S	*	11/2005	Lu	.....	D12/203
D514,043	S	*	1/2006	Hussaini et al.	.....	D12/203

**1 Claim, 3 Drawing Sheets**



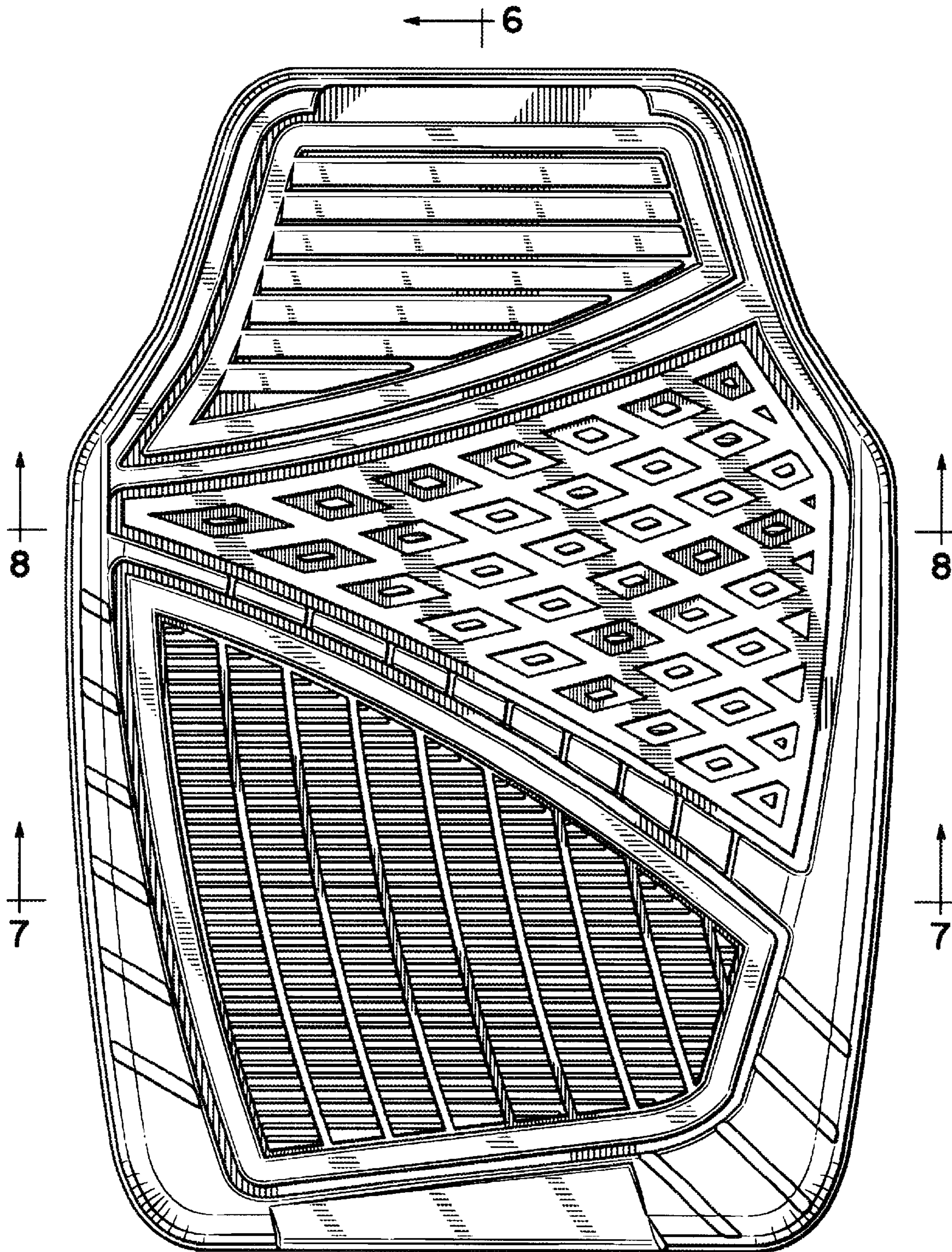


FIG. 1




FIG. 2

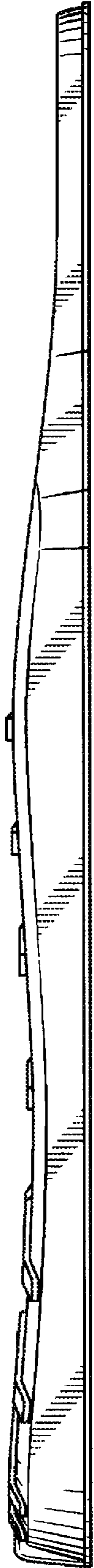


FIG. 3



FIG. 4

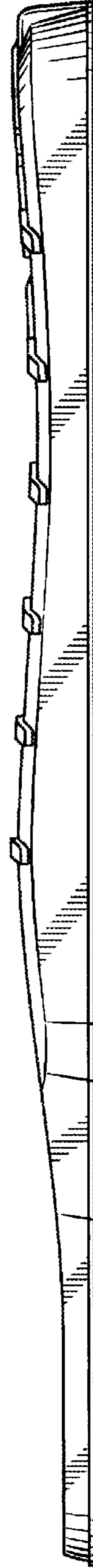


FIG. 5

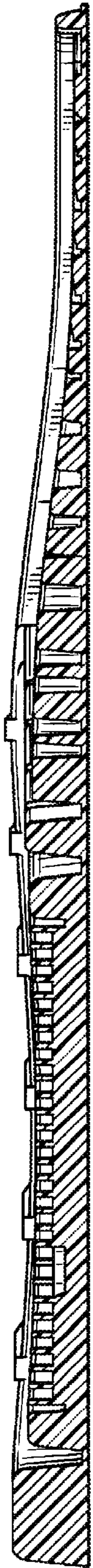


FIG. 6

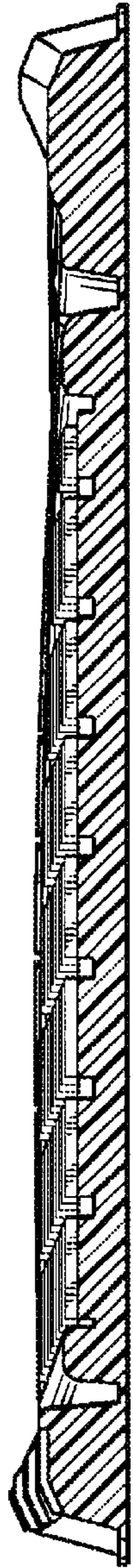


FIG. 7

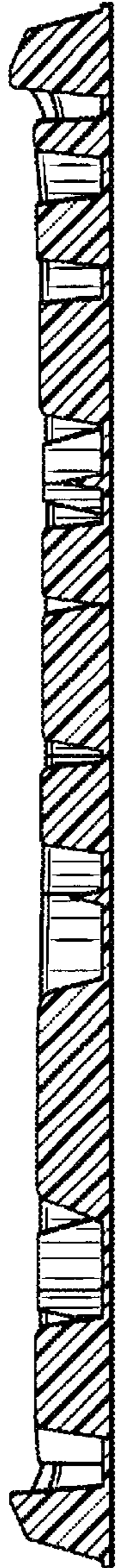


FIG. 8

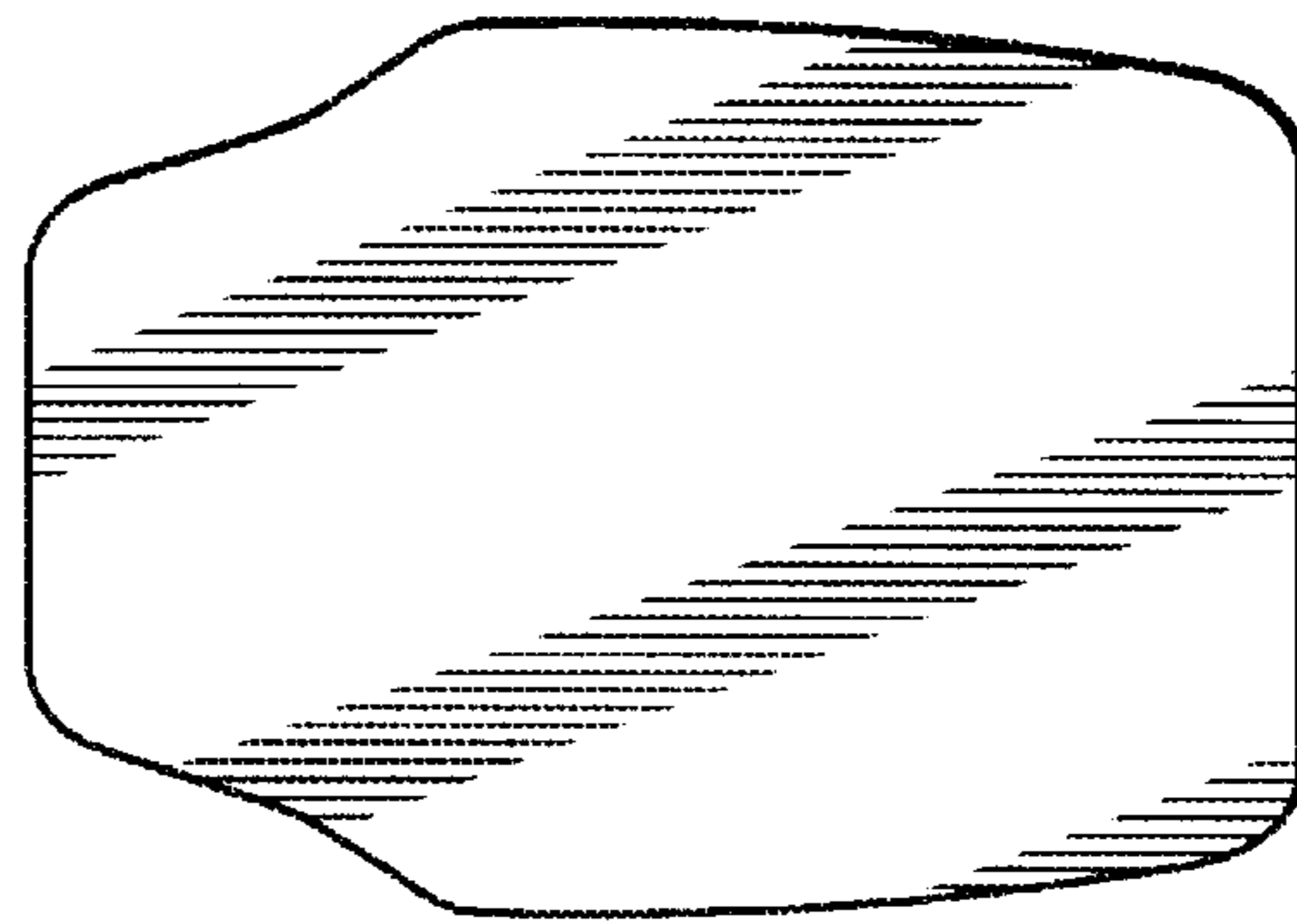


FIG. 9