



US00D537021S

(12) **United States Design Patent**  
**Pfeiffer**

(10) **Patent No.:** **US D537,021 S**

(45) **Date of Patent:** **\*\* Feb. 20, 2007**

(54) **SURFACE CONFIGURATION OF A FRONT BUMPER FOR A VEHICLE**

(75) Inventor: **Peter Pfeiffer**, Boeblingen (DE)

(73) Assignee: **DaimlerChrysler AG**, Stuttgart (DE)

(\*\*) Term: **14 Years**

(21) Appl. No.: **29/253,545**

(22) Filed: **Feb. 9, 2006**

**Related U.S. Application Data**

(63) Continuation of application No. 29/245,989, filed on Jan. 4, 2006.

(30) **Foreign Application Priority Data**

Jul. 5, 2005 (DE) ..... 40503451  
Nov. 30, 2005 (DE) ..... 40506110

(51) **LOC (8) Cl.** ..... **12-16**

(52) **U.S. Cl.** ..... **D12/169**

(58) **Field of Classification Search** ..... D12/90-92,  
D12/86, 169, 196, 163; 296/180.1, 180.2;  
293/102, 113, 115, 117, 120  
See application file for complete search history.

(56) **References Cited**

**U.S. PATENT DOCUMENTS**

D493,126 S \* 7/2004 Suzuki et al. .... D12/169

D502,899 S \* 3/2005 Mino et al. .... D12/169  
D507,991 S 8/2005 Pfeiffer et al.  
D508,745 S 8/2005 Pfeiffer et al.  
D508,879 S \* 8/2005 Pfeiffer et al. .... D12/169  
D510,304 S \* 10/2005 Tabata et al. .... D12/169  
D511,126 S \* 11/2005 Tabata et al. .... D12/169  
D520,417 S \* 5/2006 Yagi et al. .... D12/169  
D524,704 S \* 7/2006 Koizumi et al. .... D12/169

\* cited by examiner

*Primary Examiner*—Melody N. Brown

(74) *Attorney, Agent, or Firm*—Crowell & Moring LLP

(57) **CLAIM**

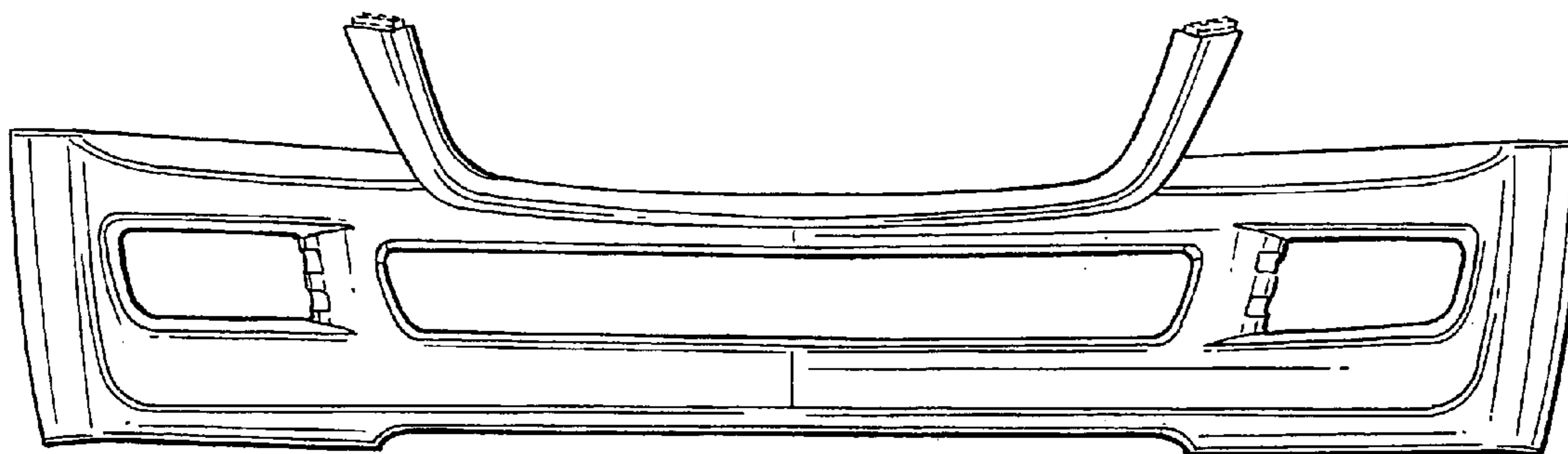
The ornamental design for a surface configuration of a front bumper for a vehicle, as shown and described.

**DESCRIPTION**

FIG. 1 is a right perspective view of a surface configuration of a front bumper for a vehicle according to my novel design, the left perspective view being a mirror symmetrical; FIG. 2 is a left side view thereof, the right side view being a mirror symmetrical; and, FIG. 3 is a front view thereof.

The broken lines are for illustrative purposes only and form no part of the claimed design.

**1 Claim, 1 Drawing Sheet**



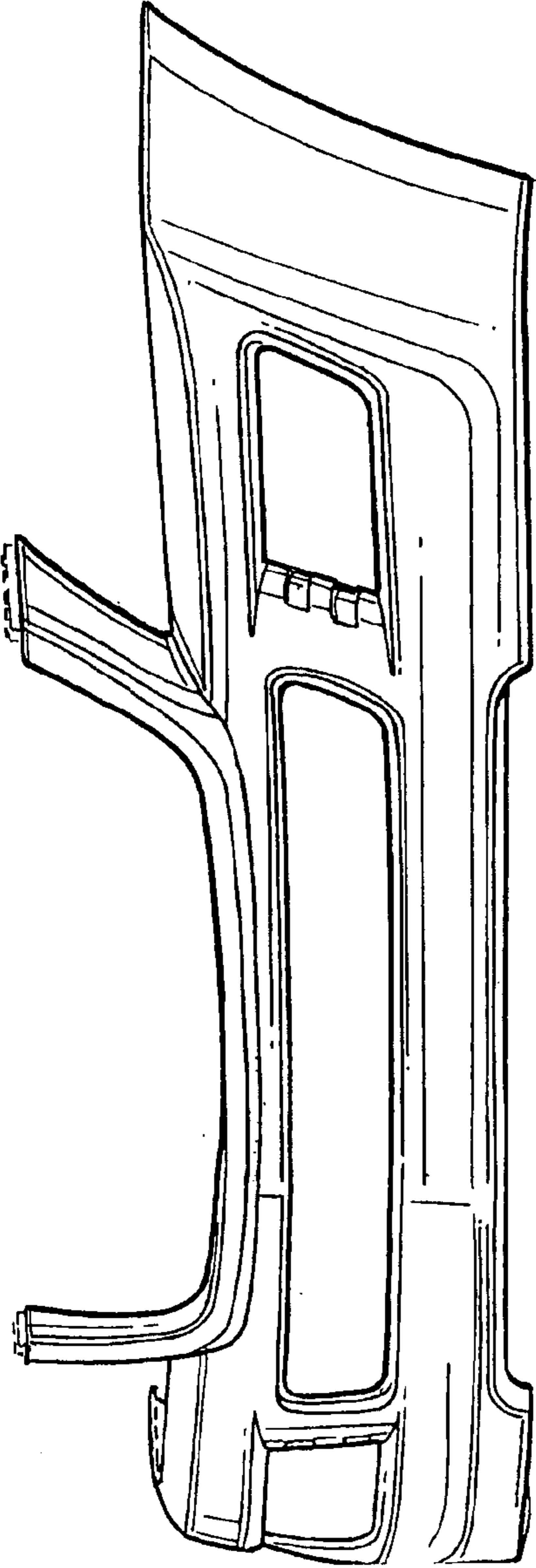


FIG. 1

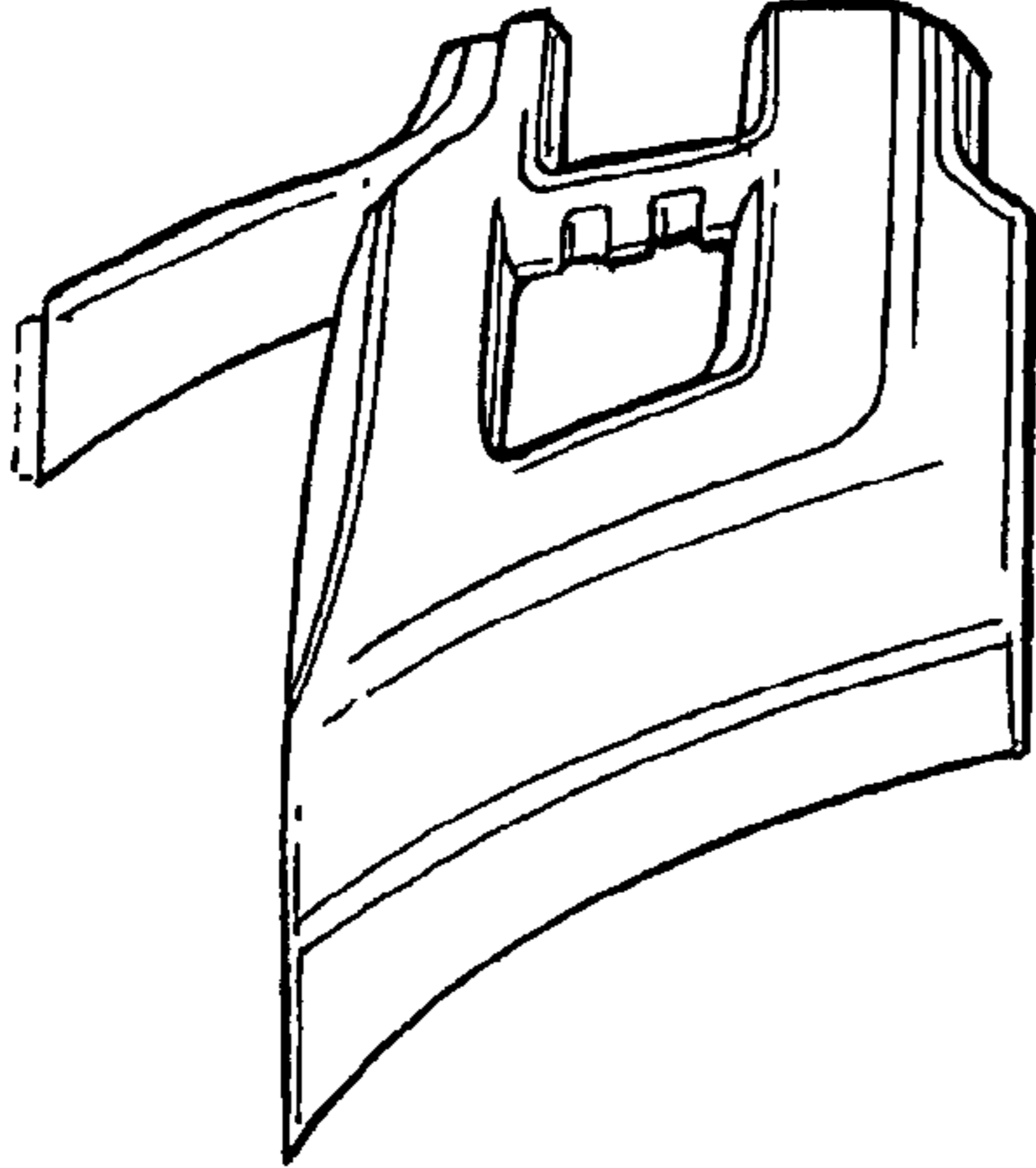


FIG. 2

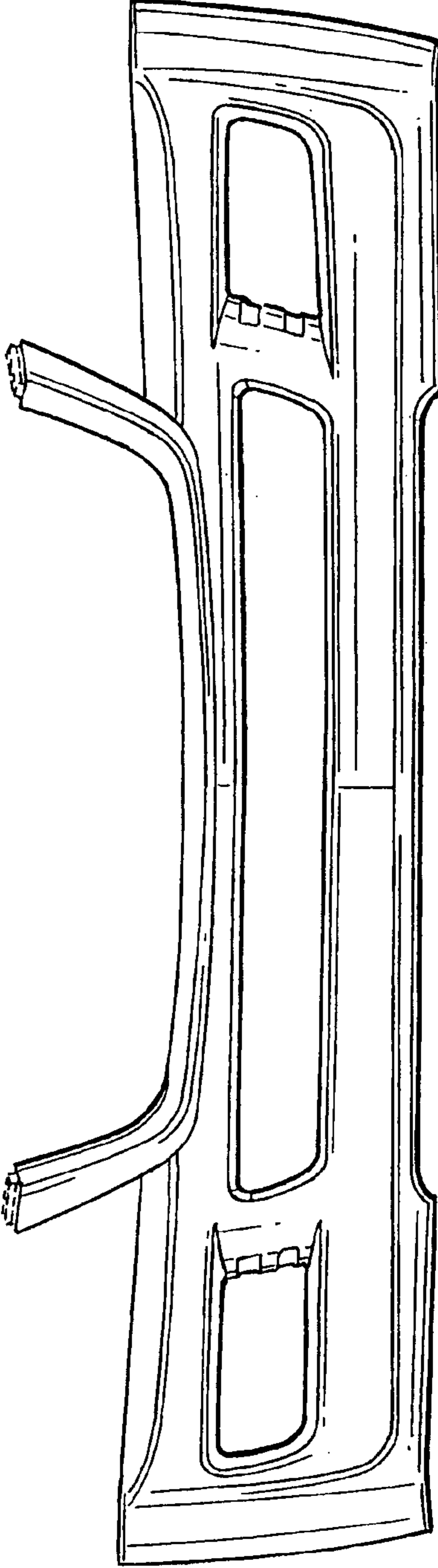


FIG. 3