



US00D537007S

(12) **United States Design Patent** (10) **Patent No.:** **US D537,007 S**
Duhon (45) **Date of Patent:** **** *Feb. 20, 2007**

(54) **FINGER RING WITH INSCRIPTION**

(75) Inventor: **Anne Duhon**, Austin, TX (US)

(73) Assignee: **Commemorative Brands, Inc.**, Austin, TX (US)

(*) Notice: This patent is subject to a terminal disclaimer.

(**) Term: **14 Years**

(21) Appl. No.: **29/228,230**

(22) Filed: **Apr. 21, 2005**

(51) **LOC (8) Cl.** **11-01**

(52) **U.S. Cl.** **D11/26**

(58) **Field of Classification Search** D11/26-39,
D11/89-91; 63/15, 15.1-15.4, 15.45, 15.5,
63/15.6, 15.65, 15.7, 26-27

See application file for complete search history.

(56) **References Cited**

U.S. PATENT DOCUMENTS

D53,530 S	*	7/1919	Schless	D11/35
D53,533 S	*	7/1919	Schless	D11/35
D56,087 S	*	8/1920	Weiner et al.	D11/34
D100,733 S	*	8/1936	Kronstadt	D11/34
D129,824 S	*	10/1941	Sager	D11/32
D149,653 S	*	5/1948	Koven	D11/38
3,307,374 A	*	3/1967	Kirshbaum	63/15
D389,423 S	*	1/1998	Wein	D11/37
D389,774 S	*	1/1998	Morrison	D11/34
D393,225 S	*	4/1998	Morrison	D11/26
D422,237 S	*	4/2000	Goff	D11/26
D450,009 S	*	11/2001	Molfese	D11/26
6,532,765 B1	*	3/2003	Hurwitz	63/26
D493,191 S	*	7/2004	Sculler et al.	D18/15
D494,493 S	*	8/2004	Pachachi	D11/26
D511,986 S	*	11/2005	Aghjayan et al.	D11/26
D514,011 S	*	1/2006	Aghjayan et al.	D11/35

* cited by examiner

Primary Examiner—Ian Simmons

Assistant Examiner—Melanie Levy

(74) *Attorney, Agent, or Firm*—J. Rogers Williams, Jr.;
Andrews Kurth, L.L.P.

(57) **CLAIM**

The ornamental design for a finger ring with inscription, as shown and described.

DESCRIPTION

FIG. 1 is a front-left perspective view of a finger ring with inscription according to one embodiment of the present the invention.

FIG. 2 is a front-right perspective view of the finger ring with inscription of FIG. 1.

FIG. 3 is a front view of the finger ring with inscription of FIG. 1.

FIG. 4 is a back view of the finger ring with inscription of FIG. 1.

FIG. 5 is a left side view of the finger ring with inscription of FIG. 1.

FIG. 6 is a right side view of the finger ring with inscription of FIG. 1.

FIG. 7 is a top view of the finger ring with inscription of FIG. 1.

FIG. 8 is a bottom view of the finger ring with inscription of FIG. 1.

FIG. 9 is another left side view of the finger ring with inscription of FIG. 1.

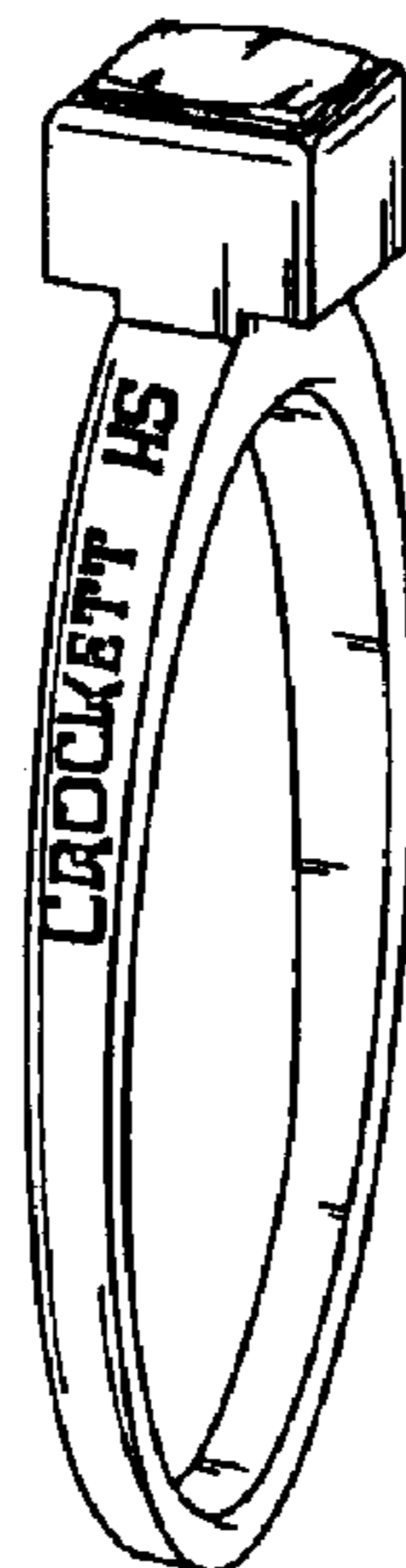
FIG. 10 is another right side view of the finger ring with inscription of FIG. 1.

FIG. 11 is an additional left side view of the finger ring with inscription of FIG. 1; and,

FIG. 12 is an additional right side view of the finger ring with inscription of FIG. 1.

The broken lines are for illustrative purposes only and form no part of the claimed design.

1 Claim, 4 Drawing Sheets



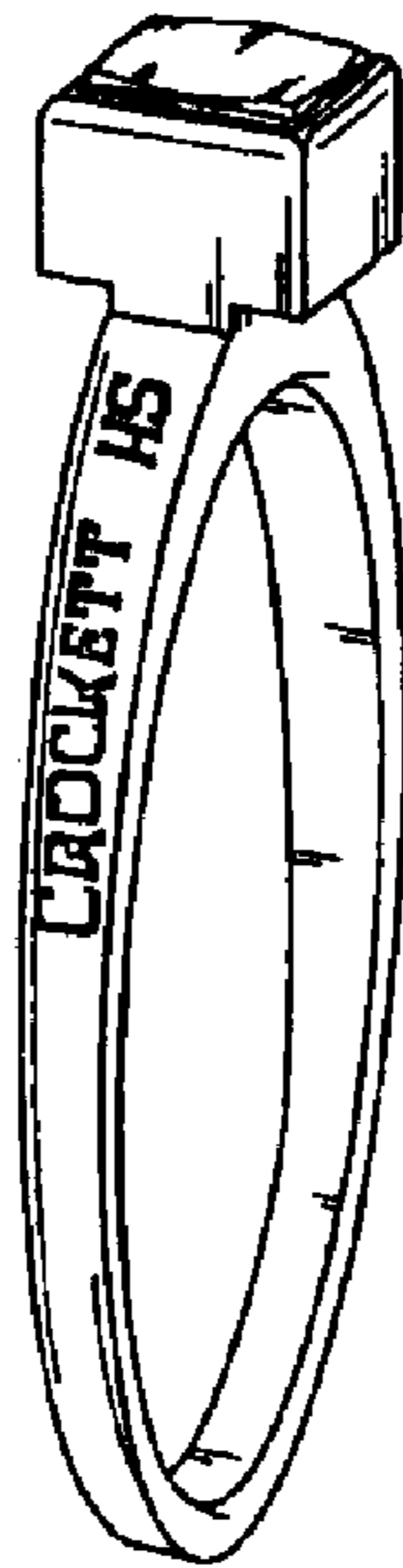


FIG. 1

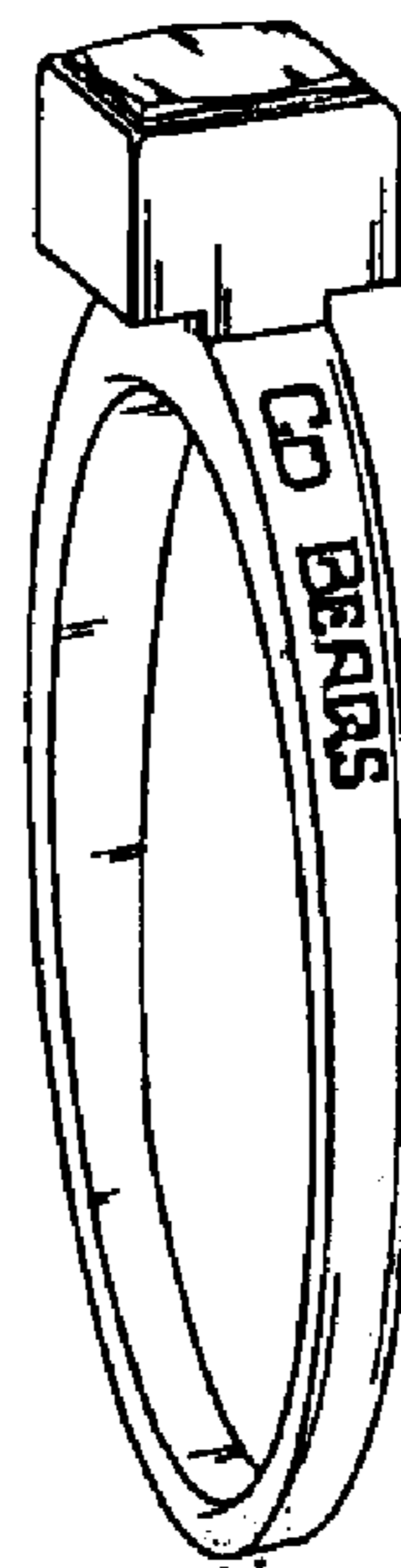


FIG. 2

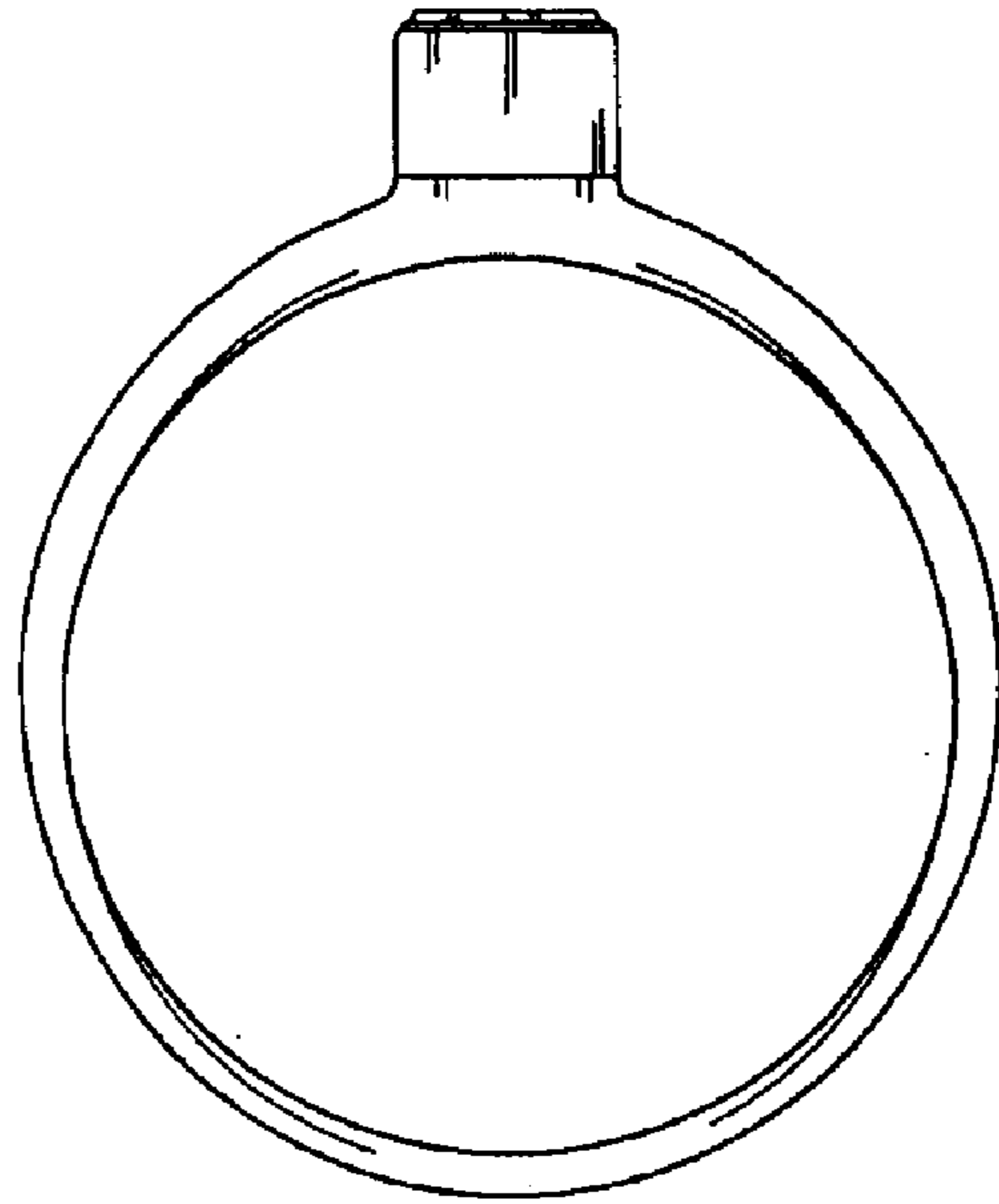


FIG. 3

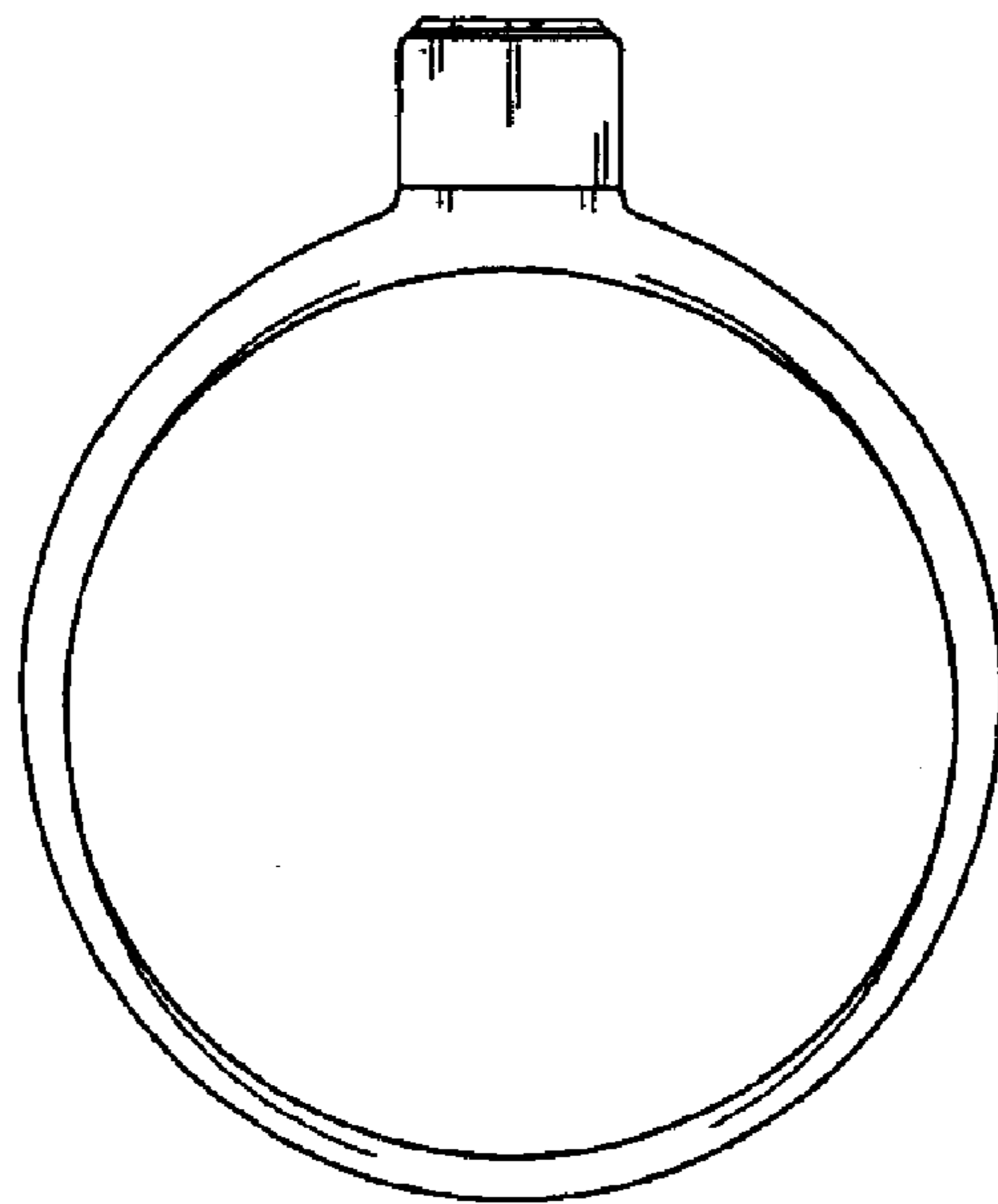


FIG. 4

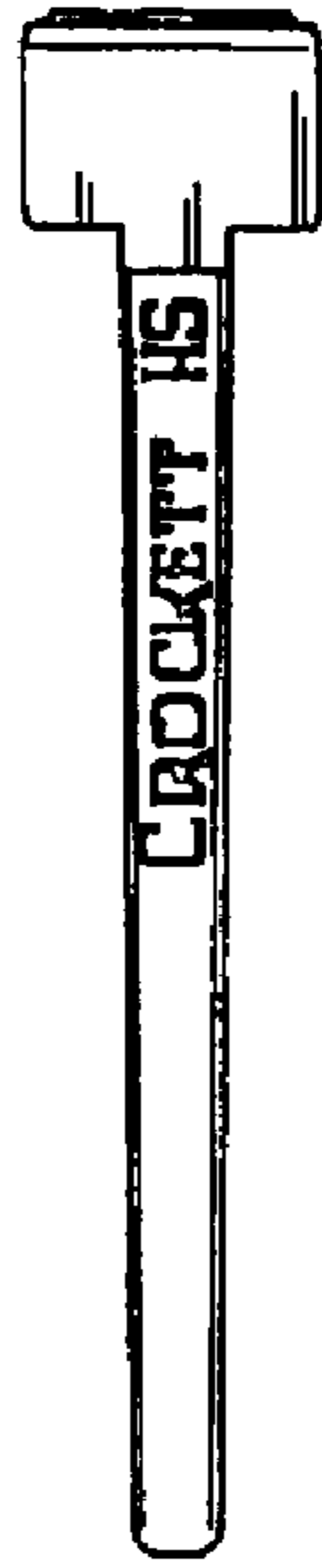


FIG. 5

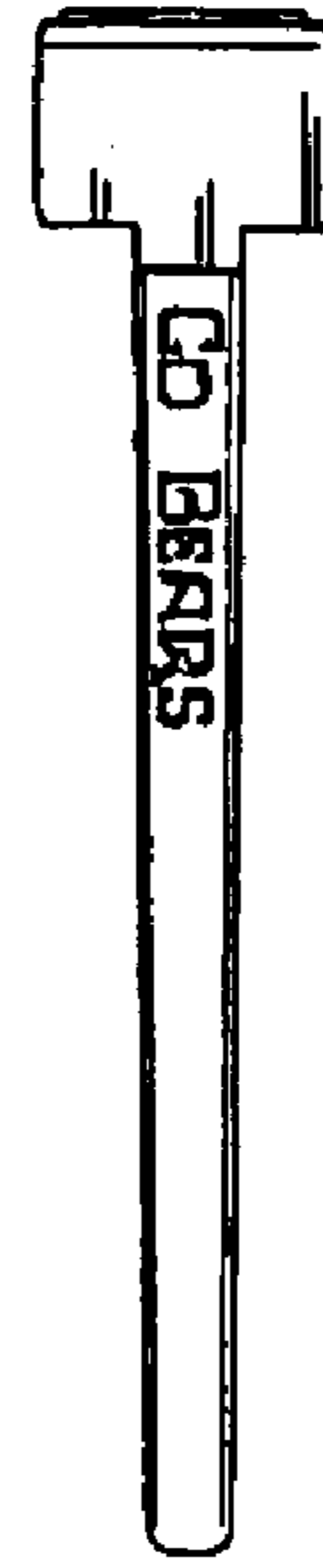


FIG. 6

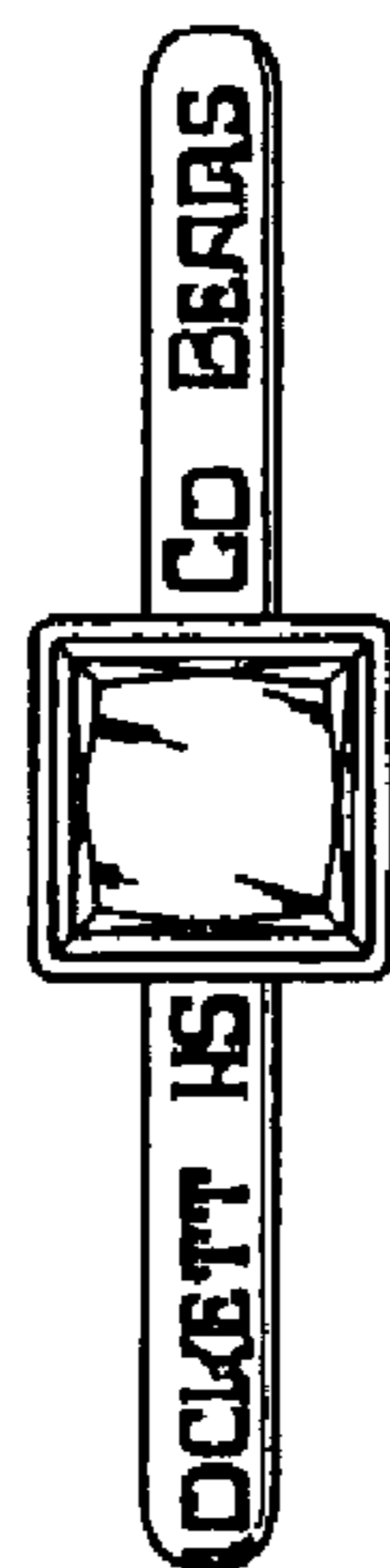


FIG. 7



FIG. 8

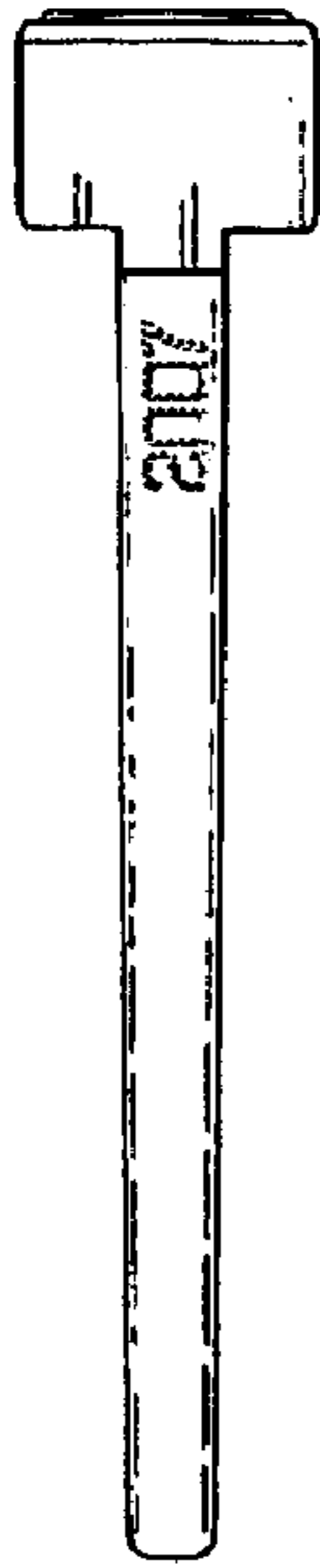


FIG. 9

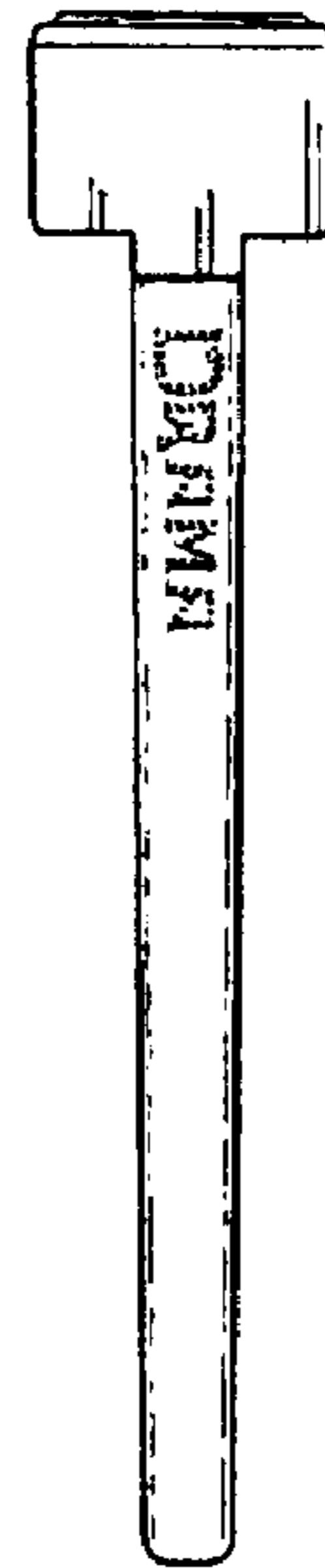


FIG. 10

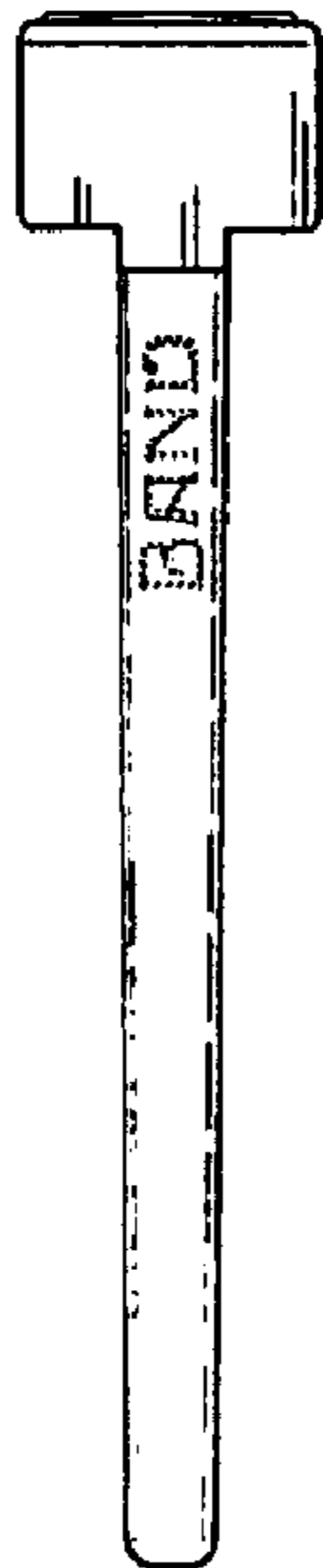


FIG. 11

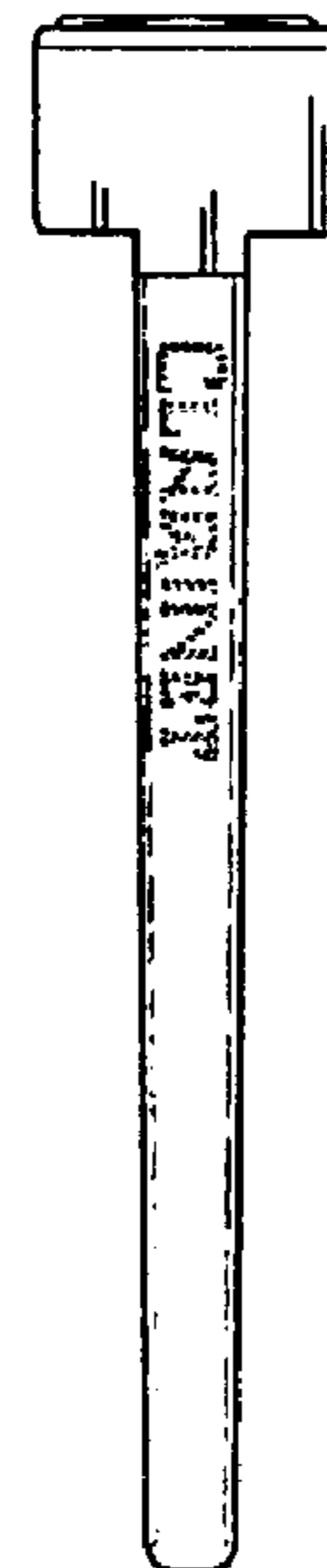


FIG. 12