

US00D537006S

(12) **United States Design Patent**
Janfar

(10) **Patent No.:** **US D537,006 S**

(45) **Date of Patent:** **** Feb. 20, 2007**

(54) **WATCH FACE**

(76) **Inventor:** **Youssef Janfar**, 24 Devon Rd., Great Neck, NY (US) 11023

(**) **Term:** **14 Years**

(21) **Appl. No.:** **29/238,382**

(22) **Filed:** **Sep. 15, 2005**

(51) **LOC (8) Cl.** **10-07**

(52) **U.S. Cl.** **D10/126**

(58) **Field of Classification Search** D10/30-39,
D10/123-126; 368/276, 281, 282, 283, 285,
368/21, 223, 228, 232

See application file for complete search history.

(56) **References Cited**

U.S. PATENT DOCUMENTS

- D289,615 S * 5/1987 Thomke D10/39
- D296,084 S * 6/1988 Hillhouse, Jr. D10/32
- D315,530 S * 3/1991 Robert D10/126

- D341,785 S * 11/1993 Chodat D10/32
- D434,680 S * 12/2000 Fallani D10/39
- D454,507 S * 3/2002 Marachly D10/32
- D497,825 S * 11/2004 Hill D10/125
- D502,411 S * 3/2005 Sabarthes et al. D10/39
- D520,384 S * 5/2006 Scheufele D10/39

* cited by examiner

Primary Examiner—Lucy Lieberman

(57) **CLAIM**

The ornamental design for watch face, as shown and described.

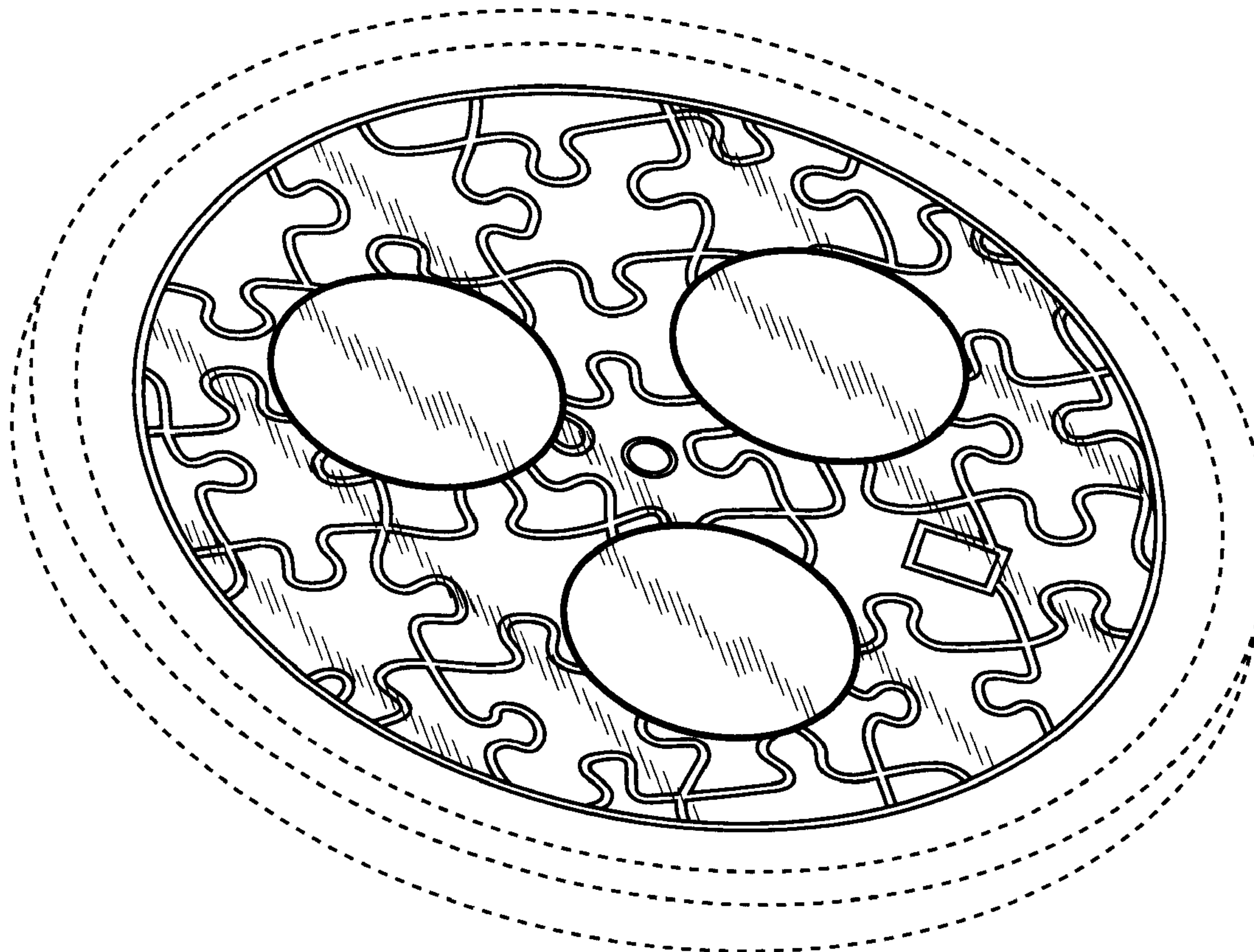
DESCRIPTION

FIG. 1 is a perspective view of a watch face showing my new design; and,

FIG. 2 is a top plan view thereof.

The broken lines in the drawings are for illustrative purposes only and do not form part of the claimed design.

1 Claim, 2 Drawing Sheets



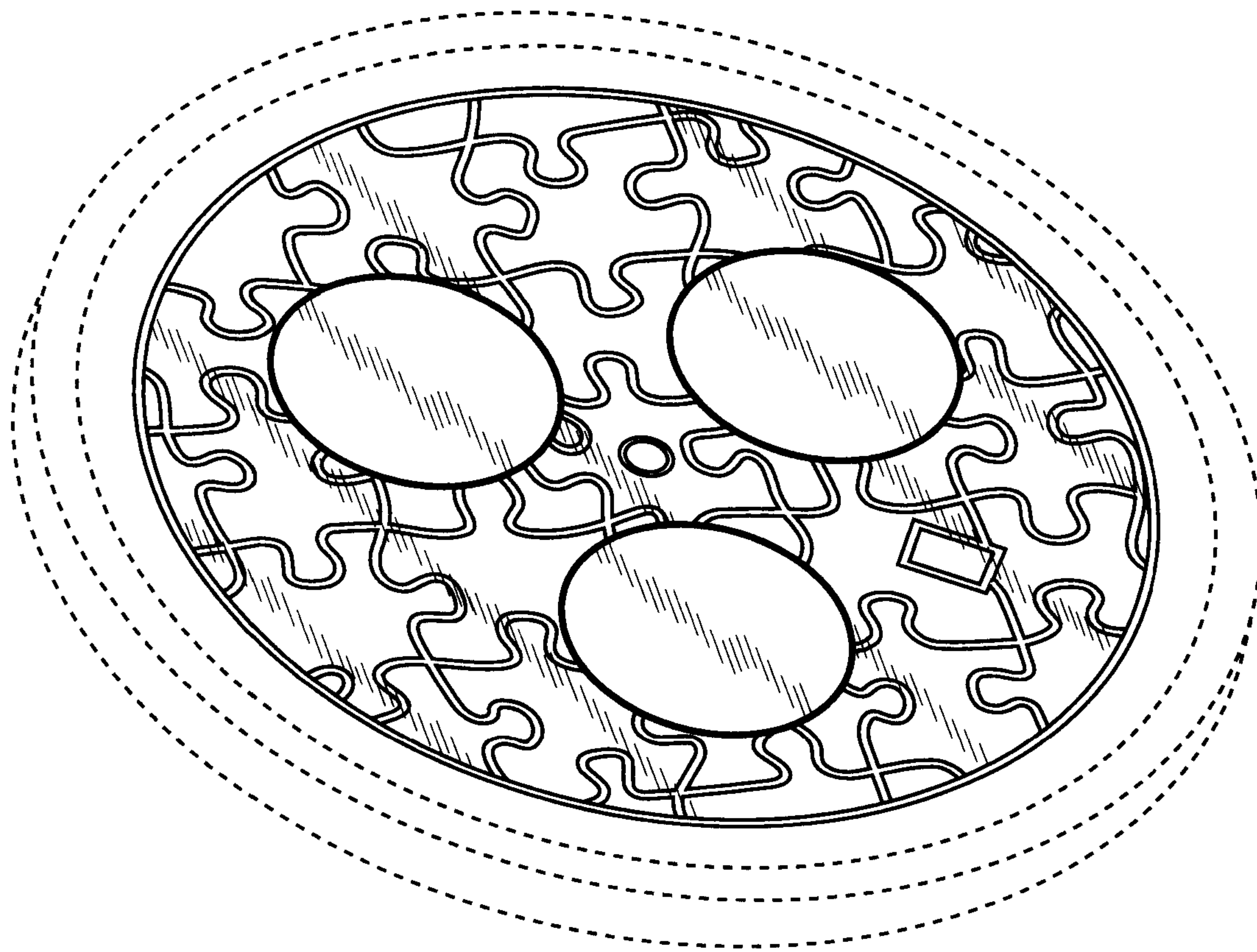


FIG. 1




FIG. 2