



US00D536996S

(12) **United States Design Patent**
Loth

(10) **Patent No.:** **US D536,996 S**

(45) **Date of Patent:** **** *Feb. 20, 2007**

(54) **WRISTWATCH**

(75) **Inventor:** **Eric A. Loth**, La Chaux-de-Fonds (CH)

(73) **Assignee:** **The British Masters SA**,
Chaux-de-Fonds (CH)

(*) **Notice:** This patent is subject to a terminal disclaimer.

(**) **Term:** **14 Years**

(21) **Appl. No.:** **29/230,430**

(22) **Filed:** **May 23, 2005**

(30) **Foreign Application Priority Data**

Nov. 24, 2004 (CH) 131169

(51) **LOC (8) Cl.** **10-02**

(52) **U.S. Cl.** **D10/32**

(58) **Field of Classification Search** D10/30-39,
D10/123-126; 368/276, 277, 281-283, 285,
368/10, 21, 28-30, 223, 228, 239-242, 232,
368/234

See application file for complete search history.

(56) **References Cited**

U.S. PATENT DOCUMENTS

3,427,800 A * 2/1969 Blum 368/223
5,282,179 A * 1/1994 Vuilleumier 368/28

D391,176 S * 2/1998 Bulgari D10/39
D434,672 S * 12/2000 Berliat D10/30
D452,175 S * 12/2001 Finazzi D10/39
D457,817 S * 5/2002 Brandt D10/39
D459,241 S * 6/2002 Bodino D10/32
D460,002 S * 7/2002 Wunderman D10/32
D473,473 S * 4/2003 Wunderman D10/32

FOREIGN PATENT DOCUMENTS

JP 60236083 A * 11/1985
JP 62038384 A * 2/1987

* cited by examiner

Primary Examiner—Lucy Lieberman
(74) *Attorney, Agent, or Firm*—Sughrue Mion, PLLC

(57) **CLAIM**

The ornamental design for a wristwatch, as shown.

DESCRIPTION

FIG. 1 is a perspective view of the front and right side of a wristwatch showing my new design;
FIG. 2 is a front elevational view thereof;
FIG. 3 is a rear elevational view thereof;
FIG. 4 is a right side elevational view thereof;
FIG. 5 is a left side elevational view thereof;
FIG. 6 is a top plan view thereof; and,
FIG. 7 is a bottom plan view thereof.

1 Claim, 2 Drawing Sheets



FIG. 1



FIG. 2



FIG. 3




FIG. 4



FIG. 6




FIG. 5




FIG. 7

