



US00D536985S

(12) **United States Design Patent**
Forget

(10) **Patent No.:** **US D536,985 S**

(45) **Date of Patent:** **** Feb. 20, 2007**

(54) **BOTTLE**

(75) Inventor: **Gérald Forget, Mercier (CA)**

(73) Assignee: **Industries Lassonde Inc., Rougemont (CA)**

(**) Term: **14 Years**

(21) Appl. No.: **29/193,247**

(22) Filed: **Nov. 7, 2003**

(30) **Foreign Application Priority Data**

Nov. 4, 2003 (CA) 104823

(51) **LOC (8) Cl.** **09-01**

(52) **U.S. Cl.** **D9/541; D9/543; D9/567; D9/569**

(58) **Field of Classification Search** D9/600, D9/684, 738-747, 516, 523, 526, 528, 530-531, D9/534, 541-543, 551-553, 559, 560-561, D9/562-567, 569-575; 215/10, 381-384
See application file for complete search history.

(56) **References Cited**

U.S. PATENT DOCUMENTS

- 3,225,950 A * 12/1965 Fulcher et al. 215/384
- D268,324 S * 3/1983 Gautier D9/560
- D347,391 S * 5/1994 Guertin D9/566
- D376,978 S * 12/1996 Silvers et al. D9/434
- D398,538 S * 9/1998 Fuquen et al. D9/542
- D411,803 S * 7/1999 Guertin D9/566 X

- D412,119 S * 7/1999 Guertin D9/570 X
- D412,845 S * 8/1999 Miller et al. D9/434
- D412,849 S * 8/1999 Fuquen et al. D9/542
- D421,721 S * 3/2000 Guertin D9/542 X
- D427,067 S * 6/2000 Miller et al. D9/434
- 6,076,688 A * 6/2000 Forget 215/44
- 6,161,713 A * 12/2000 Krich 215/384
- D441,295 S * 5/2001 Krich D9/542
- D482,287 S * 11/2003 Kraft D9/540
- 2005/0211662 A1 * 9/2005 Eaton et al. 215/384
- 2005/0218107 A1 * 10/2005 Sabold et al. 215/382

* cited by examiner

Primary Examiner—Carol Rademaker

(57) **CLAIM**

The ornamental design for a bottle, as shown and described.

DESCRIPTION

FIG. 1 is an isometric view of the bottle shown in the drawings;

FIG. 2 is a front elevation view of the bottle, the rear elevation view being a mirror image thereof except for the thread;

FIG. 3 is a left side elevation view of the bottle;

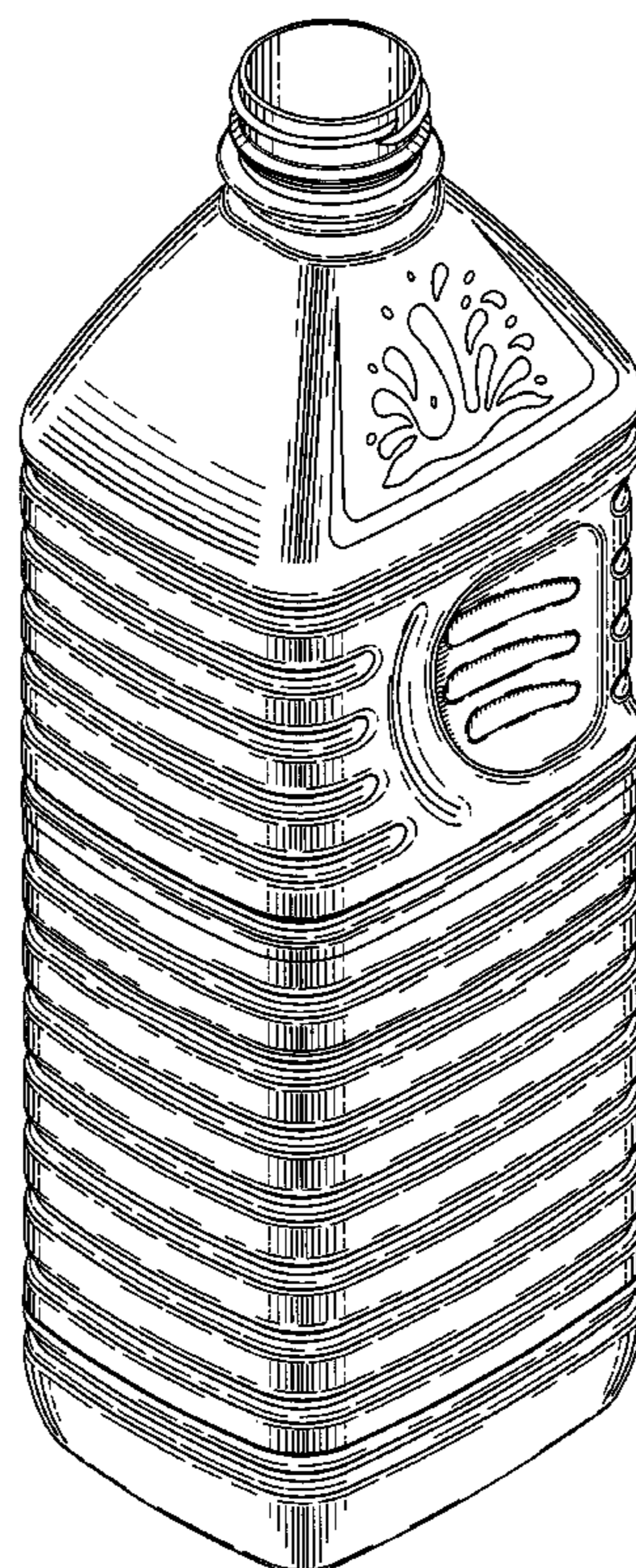
FIG. 4 is a right side elevation view of the bottle;

FIG. 5 is a top plan view of the bottle; and,

FIG. 6 is a bottom plan view of the bottle.

The broken lines in the FIG. 6 drawing view are shown for environmental purposes only and form no part of the claimed design.

1 Claim, 5 Drawing Sheets



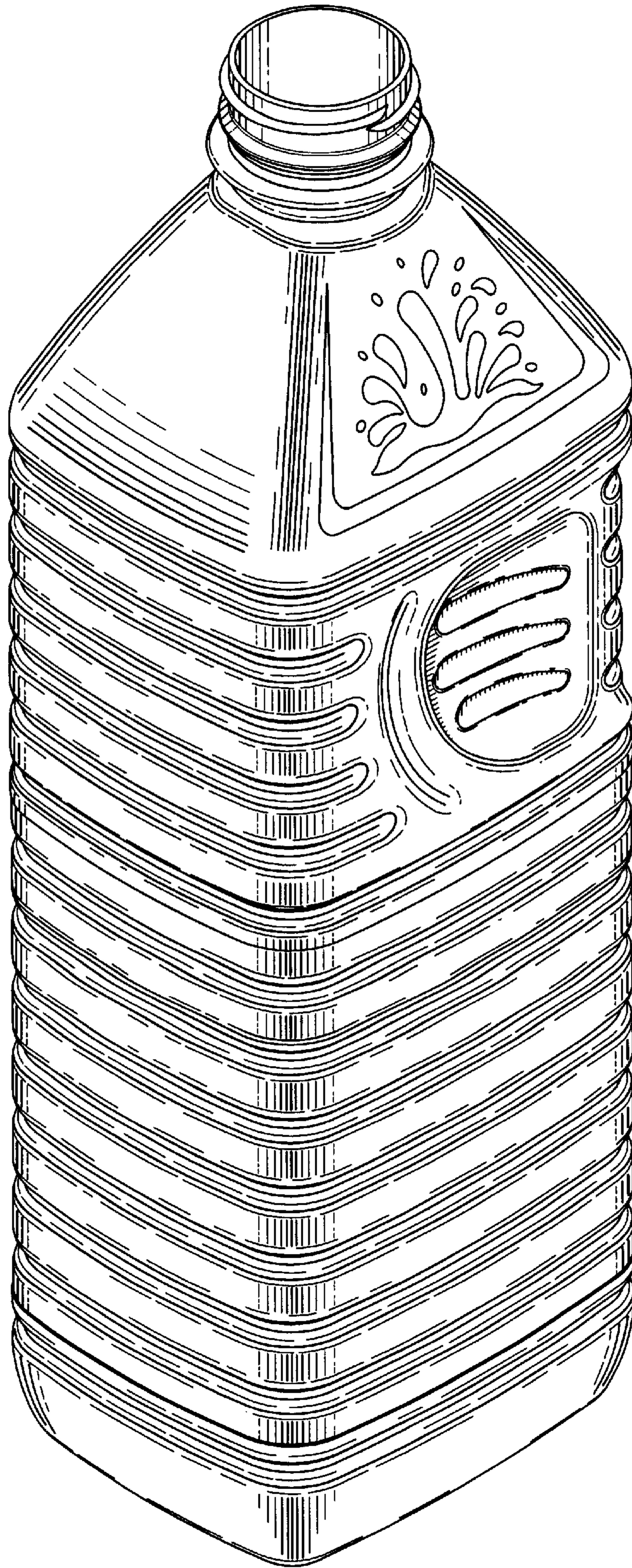


FIG. 1

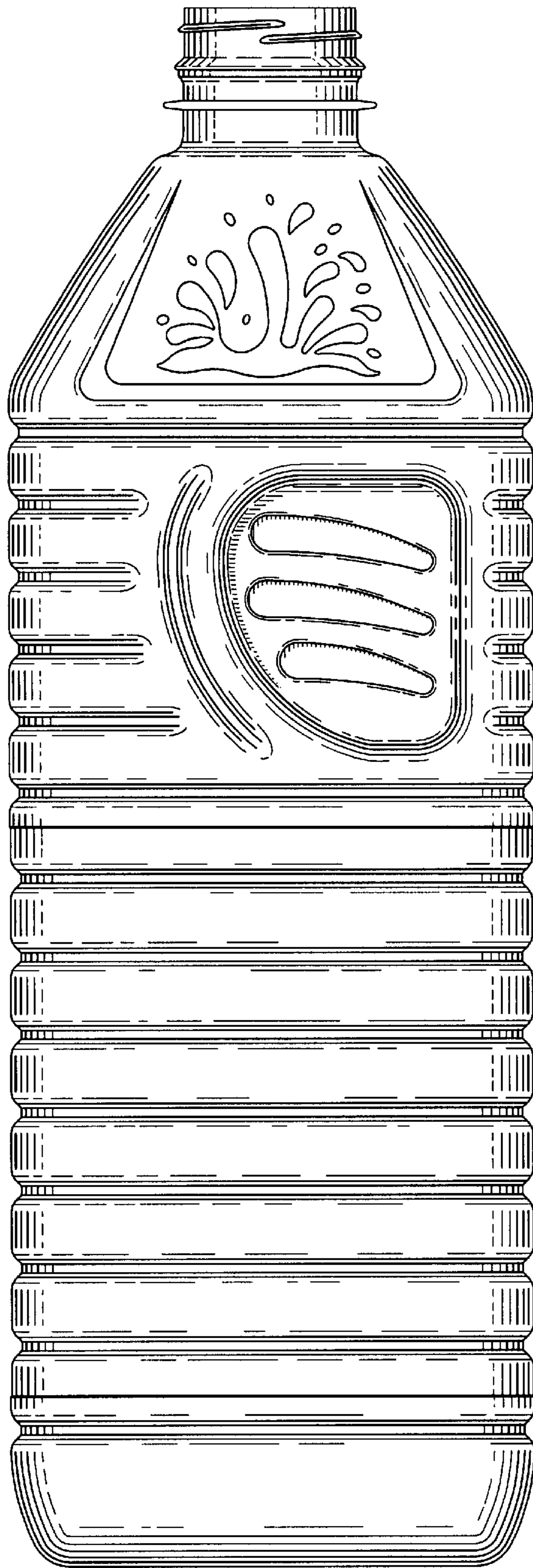


FIG. 2

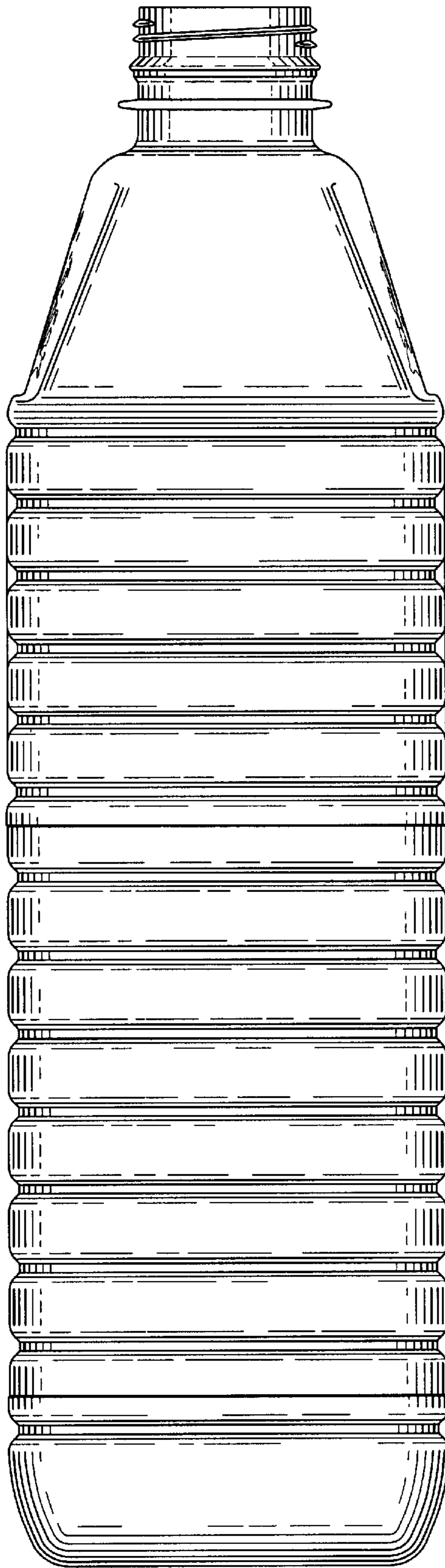


FIG. 3




FIG. 4




FIG. 5

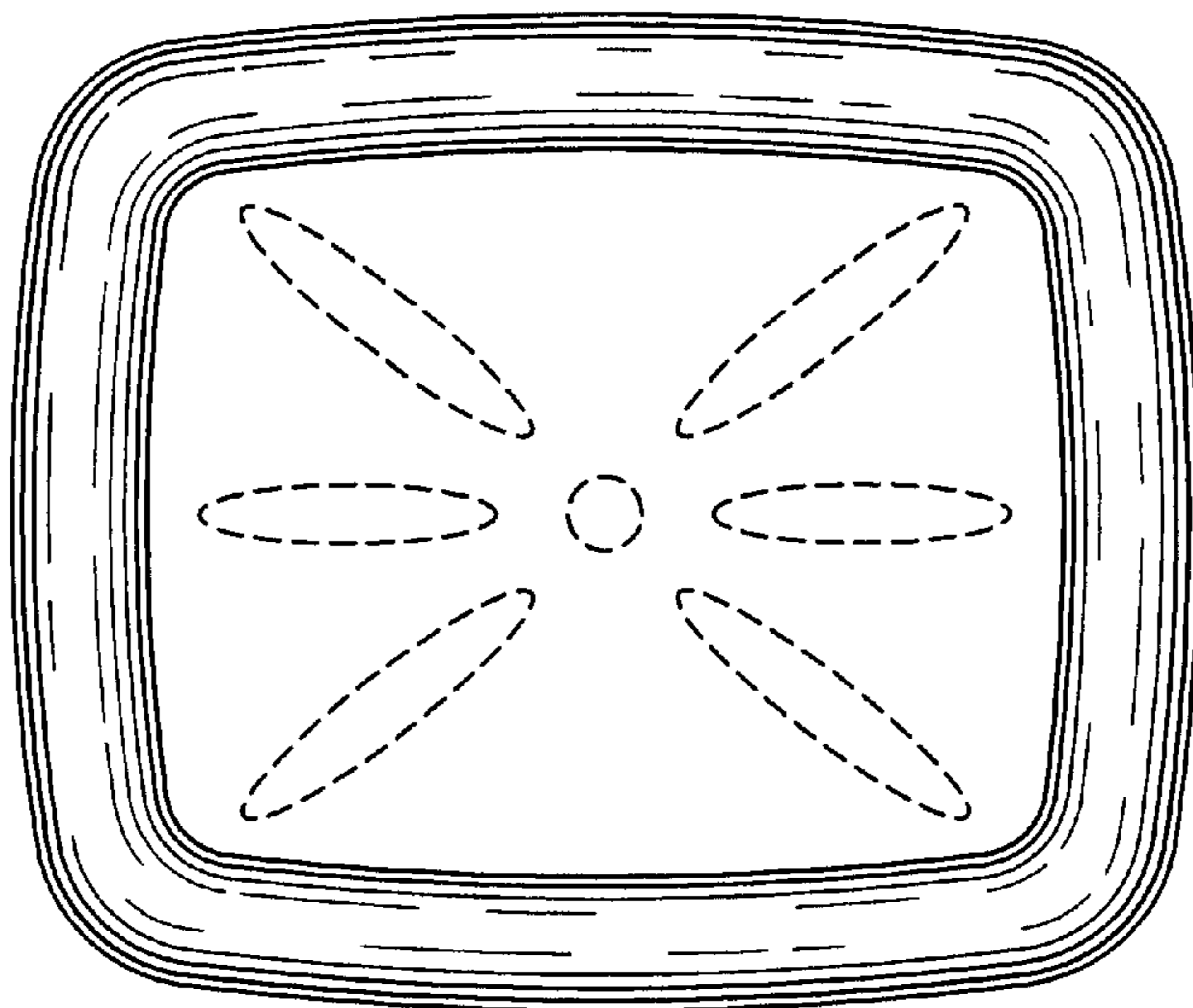


FIG. 6