



US00D536976S

(12) **United States Design Patent** (10) **Patent No.:** **US D536,976 S**
Ciulla et al. (45) **Date of Patent:** **** *Feb. 20, 2007**

(54) **BOTTLE** D198,054 S 4/1964 Lowry
 D242,125 S 11/1976 de Torres
 (75) Inventors: **Sam Ciulla**, Wilmette, IL (US); **Lori Cerwin**, Gurnee, IL (US); **Peter Chun**, New York, NY (US); **Vincent H. Bowman**, Highland Park, IL (US) 4,003,555 A * 1/1977 Swartz 366/130
 D323,113 S 1/1992 Middleton
 D355,601 S 2/1995 Buettner et al.
 D366,214 S 1/1996 Cooper
 D366,618 S 1/1996 Brillet et al.
 D400,797 S 11/1998 de Mourgues
 D402,893 S * 12/1998 Monaghan D9/500
 D414,427 S 9/1999 Maddy
 D433,339 S 11/2000 Colonna de Giovellina
 D466,371 S * 12/2002 Parker D7/510
 D467,181 S 12/2002 Versace
 D473,460 S 4/2003 Whitworth
 D476,193 S * 6/2003 Janky D7/510

(*) Notice: This patent is subject to a terminal disclaimer.

(**) Term: **14 Years**

(Continued)

(21) Appl. No.: **29/234,583**

FOREIGN PATENT DOCUMENTS

(22) Filed: **Jul. 20, 2005**

RU 49650 12/2001

Related U.S. Application Data

(63) Continuation-in-part of application No. 29/210,383, filed on Jul. 30, 2004.

Primary Examiner—Ian Simmons

Assistant Examiner—Dana L. Sipos

(74) *Attorney, Agent, or Firm*—Leydig, Voit & Mayer, Ltd.

(51) **LOC (8) Cl.** **09-01**

(57) **CLAIM**

(52) **U.S. Cl.** **D9/500; D9/516**

The ornamental design for a bottle, as shown and described.

(58) **Field of Classification Search** D9/454, D9/451, 500, 503, 516, 549, 551, 558, 669, D9/716; 215/370, 371, 379, 381–384; 220/660; D7/300.1, 510–511

DESCRIPTION

See application file for complete search history.

FIG. 1 is a front elevational view of a bottle according to the teachings of the invention;

FIG. 2 is a bottom perspective view of the bottle of FIG. 1;

FIG. 3 is a rear elevational view of the bottle of FIGS. 1 and 2;

FIG. 4 is a left-side elevational view of the bottle of FIGS. 1–3;

FIG. 5 is a right side elevational view of the bottle of FIGS. 1–4;

FIG. 6 is a bottom view of the bottle of FIGS. 1–5; and,

FIG. 7 is a top plan view of the bottle of FIGS. 1–6.

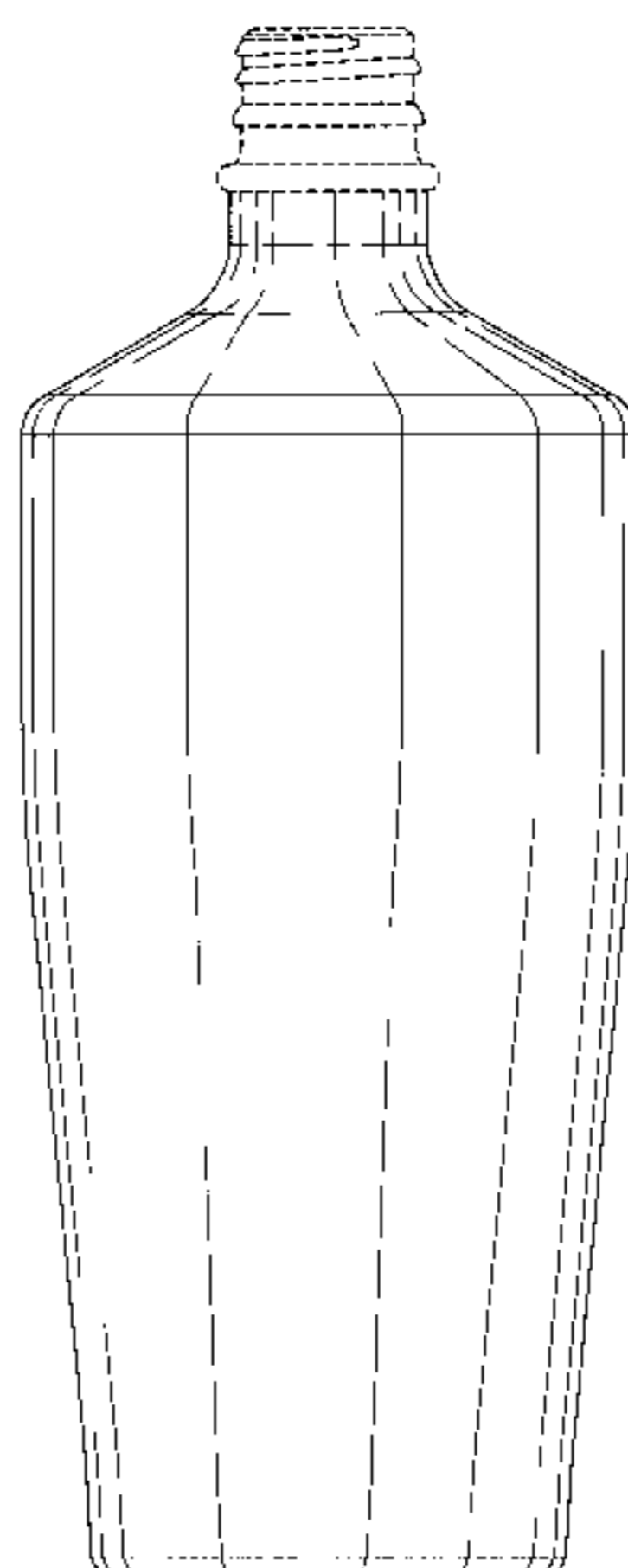
The portion of the bottle depicted in the drawings by dotted lines forms no part of the claimed design.

(56) **References Cited**

U.S. PATENT DOCUMENTS

213,606 A 3/1879 Atwater
 D18,021 S 1/1888 Atwater
 D18,220 S 4/1888 Atterbury
 D20,527 S 2/1891 Nicholson
 D21,495 S 4/1892 Richter
 739,616 A * 6/1903 Oxley 215/379
 D56,029 S 8/1920 Quigg
 D77,052 S 12/1928 Bramble
 1,765,129 A * 6/1930 Cooke 220/568
 D120,769 S 5/1940 Wilmet
 D184,611 S 3/1959 Du Pree

1 Claim, 6 Drawing Sheets



US D536,976 S

Page 2

U.S. PATENT DOCUMENTS

D483,982 S	*	12/2003	Irvine	D7/300.1	D495,186 S	*	8/2004	Poupel et al.	D7/300.1
D488,673 S	*	4/2004	Farce	D7/523	D522,366 S	*	6/2006	Scott	D9/500
D489,627 S		5/2004	Klitsner et al.						

* cited by examiner

FIG. 1




FIG. 2

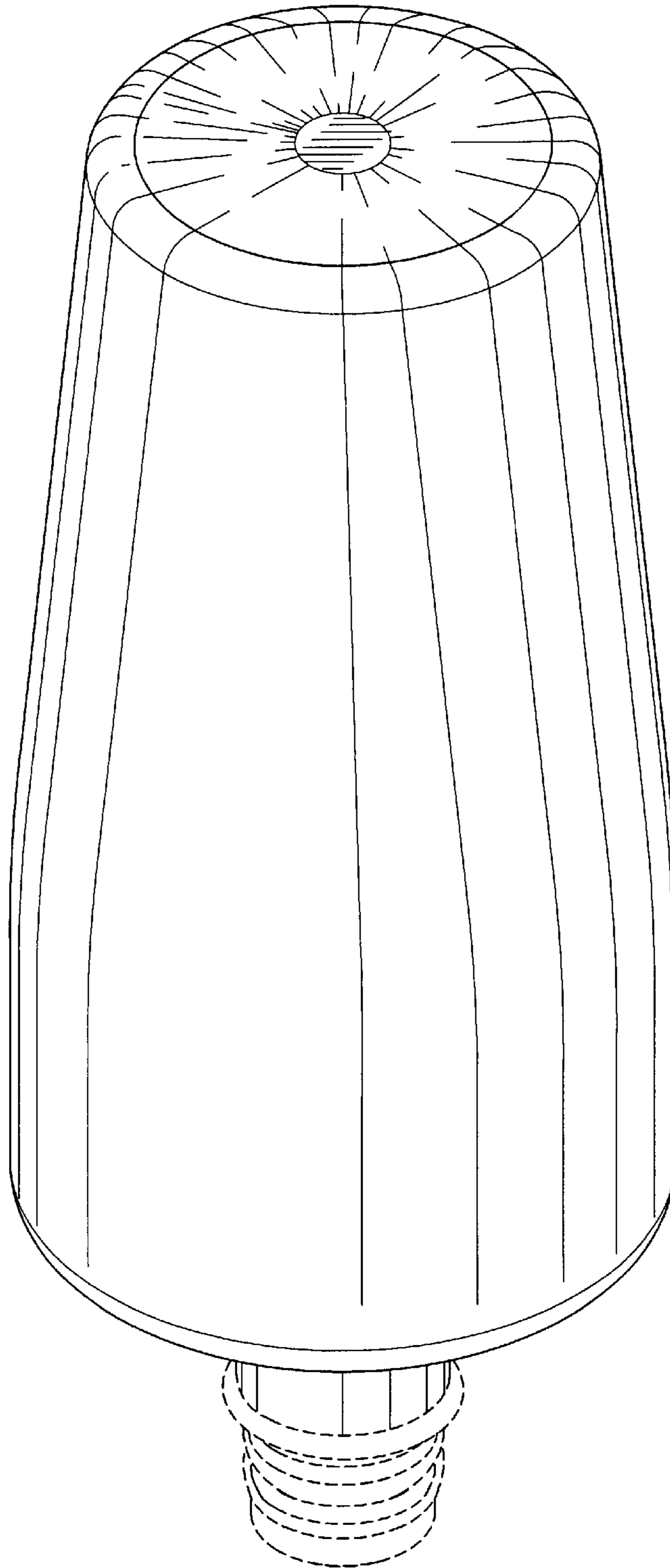


FIG. 3




FIG. 4




FIG. 5

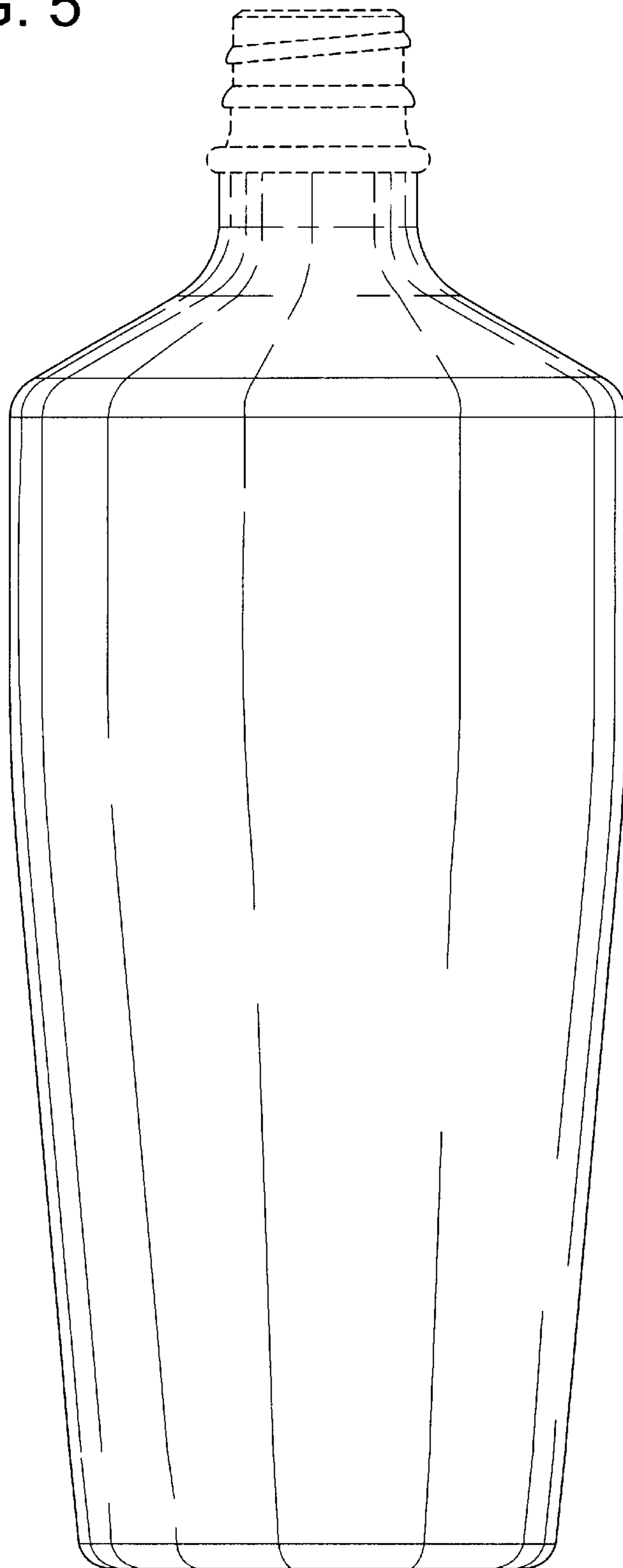


FIG. 6

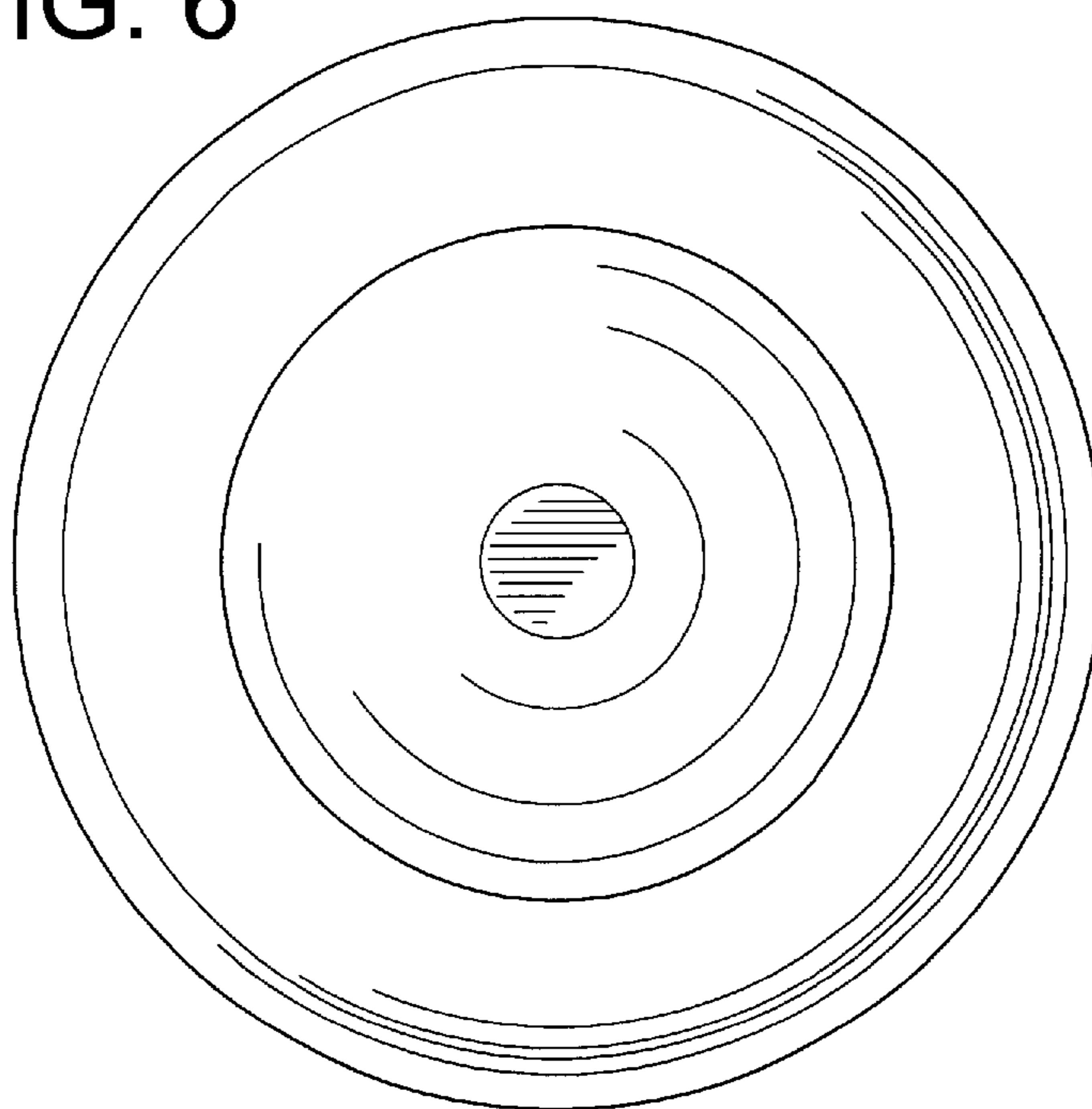


FIG. 7

